



**2025 2026**  
COLLECTION

 **FABER**  
FRANKE'S AIR EXPERT

**70**  
YEARS



At Faber, we are proud of  
our significant heritage.



# FRANKE'S AIR EXPERT

We invented the first hood in 1955. Since 1958, we have been offering hood and air treatment solutions that meet consumer's needs and respect the environment.

Since 2005, we have been the **Air Expert of the Franke Group**, which for over 100 years stands for high quality, innovative engineering and exceptional design. Its recipe for success: building on traditions while creating new things. Together, we have grown successfully over all these years.

In 2021, Franke and Faber brands both became part of **Franke Home Solutions division**, a logical step to expand the Group's presence in the kitchen and conquer new territories together. By joining forces, we are making even better use of our know-how, experience and complementary skills.

We are now taking the opportunity to proudly announce our competence in air treatment and our expert position within the Franke Group.

It's the right moment to take this step forward, as this new endorsement, Franke's Air Expert, will enrich Faber and Franke with additional values. That's why, thanks to our leading expertise in air treatment, **we are Franke's Air Expert.**

# IMPROVING AIR QUALITY SINCE 1955

AT FABER, WE ARE PROUD  
OF OUR SIGNIFICANT HERITAGE.

Air is part of our origin and we have a unique expertise in our sector. Over the years we've molded air into a thousand forms, using steel, plexiglass, glass and wood. We've turned the kitchen hood into an object of design. We've given it smart functions: light fittings, air conditioner and filters. In brief, we have connected it to the future.

**We understand how the world is changing and we keep innovating to make tomorrow's air even purer.**

We are proud to be part of the **Franke Group as its Air Expert.**

**2025**

Faber anniversary





**1955**

Faber Plast  
is founded.



**1958**

The first  
Plexiglass hood.



**1986**

NOVA  
The first  
chimney hood.



**1995**

AXIA  
The first T Shape  
hood.



**1999**

M@STER  
The first  
smart hood.



**2004**

MATRIX  
The first hood that  
hangs like a picture.



**2008**

KLIMA  
The first air  
conditioning hood.



**2010**

F-LIGHT GENERATION  
The first  
chandelier hood.



**2016**

TALİKA  
The first totally  
vertical hood.




**2017**

ILMA  
The first hood that  
eliminates condensation.



**2018**

GLOW  
With Airplane  
Technology.



**2019**

GALILEO  
The first hob extractor  
in A+++



**2020**

K-AIR  
The first touch screen  
connected hood with  
air quality sensor.



**2021**


AIR HUB  
Faber enters  
the world  
of purification.



**2023**

TRUE DOUBLE BLACK  
New platform  
Vertical hoods.





# 70 YEARS SHAPING AIR

A SPECIAL MILESTONE LIKE OUR  
70TH BIRTHDAY DESERVES A SPECIAL  
ANNIVERSARY EDITION: BEAT HOODS  
RANGE AND HOB IN DARK FOREST COLOUR.



**FBH 64 DF**

Discover more info on page 276

**Beat XL Wall**  
Discover more  
info on page 109



**Beat XL  
Suspended**  
Discover more  
info on page 245

## 70 YEARS OF DESIGN AND AIR INNOVATION

To celebrate our **70th anniversary**, and the over 30 million hoods delivered to your homes, we are proud to introduce a new color variation for the exclusive **Beat Range** - including the Suspended Hood, Suspended Hood XL, Wall Hood, and Wall Hood XL - alongside two induction hobs, all in the elegant **Dark Forest** finish.



**FCH 84 DF KL**

Discover more info on page 274



**Beat Suspended**  
Discover more  
info on page 249



**Beat Wall**  
Discover more  
info on page 113

This refined shade reflects our **brand's iconic logo**, a timeless symbol of quality, passion, and innovation. This special edition adorned with a **dedicated 70th anniversary emblem**, combines sleek design with advanced technology to honor our Faber's **seven decades of excellence**, reaffirming our leadership as an air expert.

# THE RECIPE FOR A HEALTHIER FUTURE

We're on a mission to empower cleaner living at home through pioneering eco-friendly innovation and acting responsibly throughout our business and beyond. But we can't do it alone. By sharing the same vision and respect for the environment, we can achieve greater long-term positive impact. Here's a taste of what we have accomplished so far.

**82%**

of electric consumption  
in 2022 was renewable  
energy.

**92%**

of waste created  
in 2022 was reused  
or recycled.

**95%**

of Franke packaging  
is made from  
renewable materials.

Results to date gathered by HS Hoods division.

## HOODS

Class A++ hoods are designed to reduce energy consumption by 85% compared to standard hoods thanks to their Brushless Motors, LED Light technology and other advanced technology that can benefit the entire household. As a result, Faber hoods are industry leading in terms of energy efficiency.


## HOB EXTRACTORS

Durable, energy efficient solutions designed to reduce consumption by operating in sustainable and environmentally friendly ways. Faber Hob Extractors including the Galileo range are distinguished appliances with A+ up to A+++ energy efficiency ratings.

## FILTERS

Designed for long lasting efficiency thanks to multilayer technology and innovative design allowing filters to be easily removed and washed in the dishwasher every 3-4 months for a maximum duration of 3 years.









A thin, dark green curved line starts from the left edge, curves upwards and to the right, then continues horizontally to the right.

# OUR FIRST INSPIRATION: **PEOPLE**

At Faber, we know how to look far but also very close. We look at people because they are our inspiration. Their needs and desires are the basic principles for which we strive to supply better and better products, time after time.

We study every single action people do in a Kitchen, even the smallest one. This allows us to offer products realized in accordance with the needs of the people.

BECAUSE EVERYTHING DEPENDS  
ON WELLNESS OF THE PEOPLE.

A thin, dark green curved line starts from the right edge, curves downwards and to the left, then continues horizontally to the left.



# SAFETY IS IN RELIABLE HANDS



THE EU  
SAFETY  
MARK

When everything is working as it should, home is a more useful place. And when the air is pure and clean, home becomes a place of true functionality. That's what reliability means to us: making life better for years to come.



THE ITALIAN  
QUALITY  
MARK

## RECORDS IN EXCELLENCE



INTERNATIONAL  
SAFETY CERTIFICATION  
BY INTERTEK ETL

- ▲ The first **ISO 9001** Quality Certification in the field of kitchen hoods.

- ▲ **SGS Certificate of Excellence n°001:** a worldwide first.



THE QUALITY  
MARK FOR THE USA  
AND CANADA

- ▲ Integrated Management System for Quality (**ISO 9001:2015**), Occupational Health and Safety (**OHSAS 18001**) and the Environment (**ISO 14001**) certified by SGS.



THE CHINESE  
QUALITY  
MARK

- ▲ Products conforming to the strictest safety requirements and to standards **EN 61591** and **EN 60704-3**, tested in an authorized in-house laboratory, certified and guaranteed by leading international bodies.



Reliability is a constant  
characteristic of all Faber products.

## ASPIRATION HOB PAG.47



**Galileo NG 69**



**Galileo 60 89**



**Galileo Bold 81**



**Galileo Glass 65**



**Galileo Linear 85**



**Galileo Slim 93**



**Galileo Smart 77**



**Galileo Stripes 73**



**Air Hub Ceiling 99**



**Air Hub Vertical 98**



**K-Air 103**

## AIR TREATMENT PAG.95

## WALL PAG.105



**Beat Wall 113**



**Beat XL Wall 109**



**Bella Silence 174**



**Chloè 191**



**Chloè XL 193**



**Cylindra 185**



**Cylindra Gloss Plus 184**



**Daisy Plus 165**



**Eclipse 186**



**Glam-Fit 153**



**Glam-Fit Zero Drip 143**



**Glam-Fit Zero Drip Plus 135**



**Glam-Light 157**



**Glam-Light Zero Drip 141**



**Glam-Light Zero Drip Plus 137**



**Grexia 161**



**Lithos 187**



**Modular 119**



**Nice 179**



**Onyx-T 169**



**Premio Corner/SP 181**



**Pure Black 127**



**Ranch 204**



**Ranch Corner 205**



**Ray 180**



**Soft Edge 131**



**Solaris 183**



**Stilo Corner 182**



**Stilo Comfort 175**



**Stilo DX-SX 178**



**Stilo Glass Smart 176**



**Stilo Smart 177**



**T-Dark 173**



**Talika 147**



**Tender 200**



**Thea 197**



**True Black 126**



**True Double Black 123**



**Tweet 164**



**Value 201**



**Veil 149**



**West 203**

## ISLAND PAG.207



**Bella Silence Island 220**



**Chloè Island 231**



**Chloè XL Island 235**



**Corinthia Island 225**



**Cylindra Island 227**



**Cylindra Island Gloss Plus 226**



**Glassy Island 221**



**Stilo Comfort Island 218**



**Stilo Glass Smart Island 219**



**Thea Island 237**



**T-Shelf 215**



**T-Shelf Evolution 211**



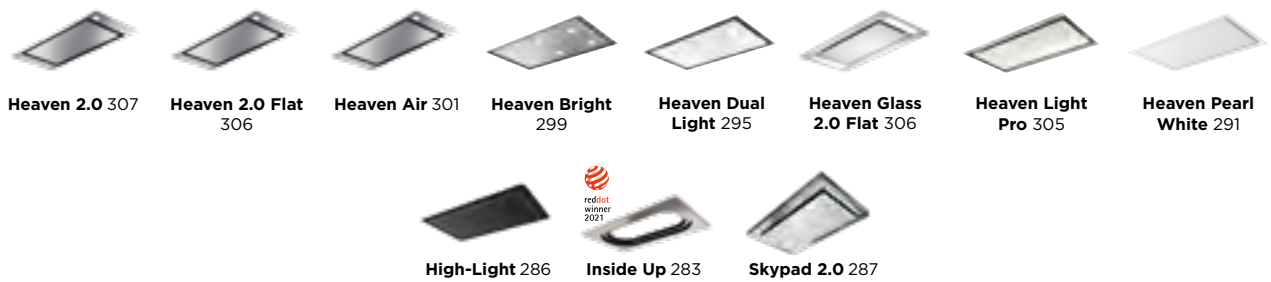
**T-Light Island 217**



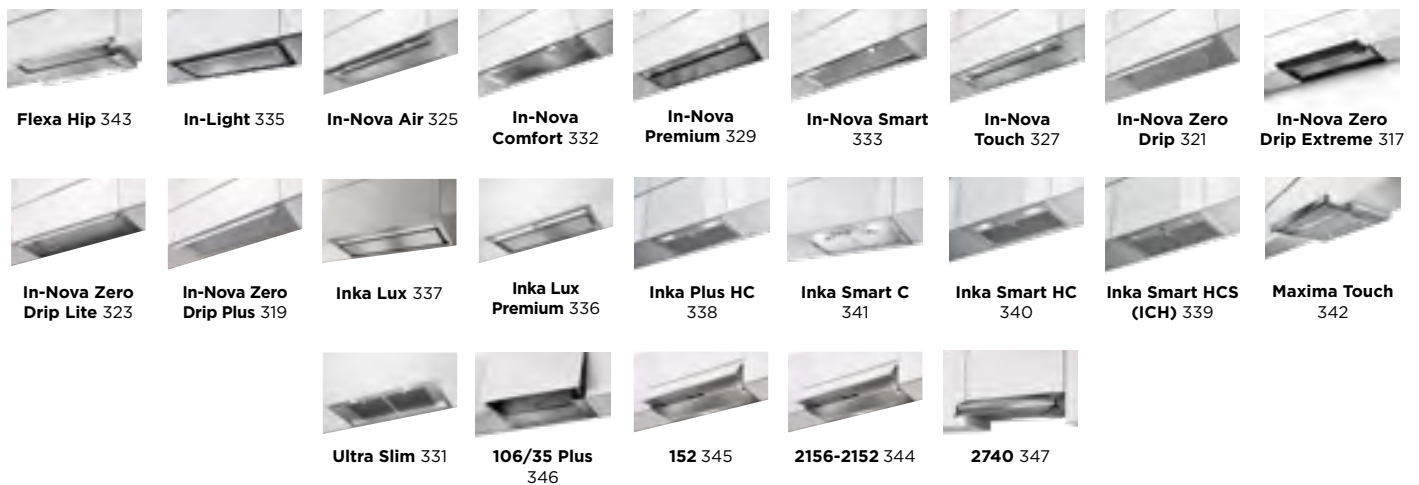
## SUSPENDED PAG.241




## CEILING PAG.279



## BUILT-IN PAG.313



## HOB PAG.269

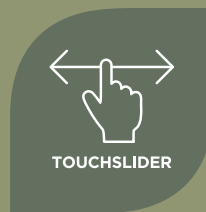

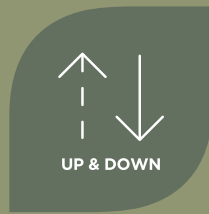


## DOWNDRAFT PAG.309

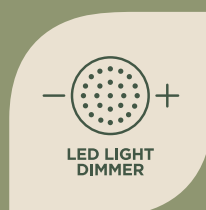
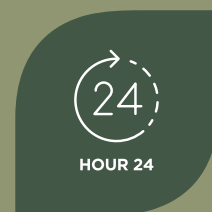


## ACCESSORIES PAG.349

## INSTALATION PAG.360



# ADVANCED TECHNOLOGY FOR REAL LIFE BENEFITS





SELF - START



AUTOMATIC  
FUNCTION



DELAY 30



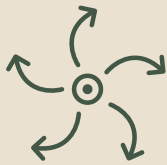
LED LIGHT



SIL & STILL



**ZERO DRIP  
EXTREME**




**AIR QUALITY  
SENSOR**



**FABER  
CLOUD**



BOOST



**UV-C LAMP**



ANTITOUCH



HIGH  
FILTERING



CHARCOAL FILTER  
INCLUDED



FILTER ALARM



**SOUND PRO**



**BRUSHLESS**



PERIMETER  
ASPIRATION



REMOTE  
BLOWER



REAR OUTLET



WATERPROOF


ADVANCED TECHNOLOGY  
PAIRED WITH EXCEPTIONAL  
AND FUNCTIONAL DESIGN  
FOR A CONDENSATION-FREE  
ENVIRONMENT



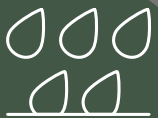
**ZERO DRIP  
EXTREME**

IT TOTALLY  
ELIMINATES THE  
CONDENSATION  
EFFECT THANKS  
TO THE DUAL  
MICRO-FANS

IT EVAPORATES  
CONDENSATION  
THROUGH CONTACT  
WITH SPECIALLY  
HEATED SURFACES



**ZERO DRIP  
PLUS**



**ZERO DRIP**

IT COLLECTS  
CONDENSATION  
IN A GROOVE,  
PREVENTING IT  
FROM FALLING BACK  
ONTO THE HOB

# CONDENSATION IS NO LONGER A PROBLEM

## FABER ELIMINATES THE PROBLEM OF CONDENSATION

Eliminating condensation is essential to protect the wall unit where the hood is installed and to prevent drops of moisture from falling onto the hob.

Faber has succeeded by creating special anti-condensation systems of total effectiveness.

## ZERO DRIP EXTREME

The Drip-Free Extreme System features Faber's exclusive patented technology, incorporating two micro-fans and inclined filters that provide enhanced airflow and exceptional protection against humidity. This innovative system is designed to preserve and maintain the ideal environment for a dry, cooking experience.

## ZERO DRIP AND ZERO DRIP PLUS

The Faber Zero Drip and Zero Drip Plus systems stop condensation after it has formed.

The first one collects it in a groove, preventing it from dripping onto the hob.

The second makes it evaporate through contact with specially heated surfaces.



### Model with technology ZERO DRIP EXTREME



**In-Nova  
Zero Drip Extreme**

### Models with technology ZERO DRIP PLUS



**Glam Fit Zero  
Drip Plus**



**Glam Light  
Zero Drip Plus**



**In-Nova  
Zero Drip Plus**

### Models with technology ZERO DRIP



**Glam Fit  
Zero Drip**



**Glam Light  
Zero Drip**



**In-Nova  
Zero Drip**



**In-Nova  
Zero Drip Lite**





IT ELIMINATES  
VIRUSES  
AND BACTERIA  
SAFELY  
WITHOUT OZONE  
PRODUCTION





# AIR HUB. A BREATH OF FRESH AIR

## **EMBRACE PURITY AT HOME**

That's why Faber is investing all its air expertise to create solutions that inspire well-being with ecological systems that can eliminate up to 99.9% of viruses and bacteria.


## **AIR HUB: TWO PRODUCTS IN ONE FOR PURE WELL-BEING**

A system to disinfect the air and a T-shaped hood - this is the dual nature of the Air Hub, a unique, dual-function product in a simple, elegant design, perfect for any style of interior.



1

AIR DISINFECTION  
FOR THE HOME AND  
ELIMINATION OF UP TO  
99.99%\* OF VIRUSES  
AND BACTERIA



2

REMOVES COOKING  
VAPOURS AND ODOURS



# AIR HUB


## THE PUREST AIR EXPERIENCE

Air Hub guarantees clean, safe air for your kitchen and living environments. In fact, thanks to its UV-C technology, **it eliminates up to 99.99% of viruses and bacteria\***, all without using chemicals.

\*Laboratory tests carried out on E.coli and Staphylococcus aureus by the University of Siena.



**UV-C LAMP TECHNOLOGY  
KILLS VIRUSES AND BACTERIA  
WITH ABSOLUTE SAFETY  
AND NO OZONE PRODUCTION**



**NIGHT** Long cycle for complete disinfection with the minimum level of noise. Automatically switches on each night.

**INTENSIVE** Maximum speed of disinfection in the shortest possible time. Switches off automatically.

**MANUAL** Start the disinfection of the air. You can switch off manually, or it will automatically switch off after 24 hours.

### Available:



**AIR HUB VERTICAL**  
Black glass



**AIR HUB CEILING**  
inox



FABER  
CLOUD

IT MONITORS  
AIR QUALITY  
IN THE KITCHEN  
AT ANY MOMENT,  
EVEN FROM YOUR  
SMARTPHONE



AIR QUALITY  
SENSOR

IT AUTOMATICALLY  
ADJUSTS SUCTION  
POWER TO RESTORE  
PERFECT AIR QUALITY

# AIR TREATMENT. SMART HOODS

## **HOODS CONNECTED TO YOUR WORLD**

All Faber hoods are fitted with an Air Quality Sensor. This innovative device monitors the air and activates suction if it detects the presence of allergens, pollutants or odours. By storing data on the Faber cloud, via an app that can be downloaded to smartphones, you can monitor the air quality at home at any time, even remotely.

## **K-AIR WITH INTEGRATED MONITOR**

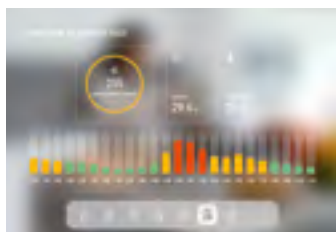
K-Air is an intelligent vertical hood with a built-in 21" monitor that can be controlled directly via the touchscreen or app. The exclusive Sensor Air Quality keeps the temperature, the percentage of humidity and the presence of volatile organic compounds (VOC and VOC), Carbon Monoxide and Nitrogen dioxide and methane under control in the domestic environment. The sensor activates the hood as soon as pollution thresholds are exceeded, primarily in the space where you cook.





# AIR TREATMENT

## THE IDEAL SOLUTION FOR YOUR SMART HOME



Monitors indoor air quality and restores fresh air in your kitchen



Your favourite web pages accessible anytime, connection to your internet browser (available on k-air model)



Thanks to the faber cloud, you can access it from anywhere and check your home environment



All functions can also be managed via the faber app



## REMOTE MANAGEMENT TOO

The exclusive App is designed to monitor air quality in your kitchen and manage the hood remotely too, with simple and intuitive functions.

### **A range that is always connected.**

AIR TREATMENT by Faber is a complete range comprised of vertical, ceiling, T-shape and built-in hood models. All the hoods are equipped with an Air Quality Sensor, connection to the Faber Cloud and can be controlled remotely via the App. In addition, the K-air model comes equipped with the exclusive 21.5 inch integrated monitor.



**In-Nova Air**



**Heaven Air**



**K-Air**





IT AUTOMATICALLY  
MANAGES SUCTION  
POWER WITH  
RADIO CONNECTION  
BETWEEN HOOD AND  
INDUCTION HOB



AUTOMATIC  
ADJUSTMENT  
OF THE HOOD  
POWER  
TO EXTRACT  
VAPOURS  
AND ODOURS.





# K-LINK TECHNOLOGY AND THE HOOD ADJUSTS ITSELF AUTOMATICALLY

## FREE HANDS IN THE KITCHEN. THANK YOU, FABER

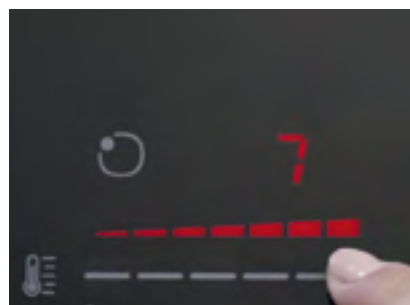
The beauty of cooking is also that you can express yourself freely, without distractions. If you have an induction hob and a Faber cooker hood with K-LINK connection, just start cooking and the suction power of the hood automatically adjusts to the selected cooking level.

## HOB AND HOOD DIALOGUE WITH EACH OTHER

Faber has created an intelligent connection between hob and hood, through an integrated system that works with radio waves. A simple gesture is all it takes to set the hood to automatic operation. The system is always active because the radio signal is never interrupted. At the same time, the perfect operation of the hood is guaranteed avoiding the waste of energy and excessive noise that you could have set the suction at a level too high compared to the produced fumes.




The connection is always active even in the presence of dirt residues on the hob.



It can be controlled manually whenever you want.

## Hood Models compatible with Faber Induction Hobs.





SOUND PRO

IT REDUCES TURBULENCE  
AND SWIRLS IN THE  
INDOOR AIRFLOW THANKS  
TO NOISE-LIMITING  
DIFFUSER TECHNOLOGY

IT GUARANTEES  
ENERGY SAVING AND  
HIGH ASPIRATION  
EFFICIENCY THANKS TO  
THE QUIETEST ENGINE  
ON THE MARKET



BRUSHLESS

SOUND PRO:

- ▲ FLUID DYNAMIC  
OPTIMIZATION
- ▲ NOISE  
REDUCTION
- ▲ SOUND QUALITY  
OPTIMISATION

# QUIET IN RESPECT OF NATURE

## **SILENCE IS COMFORT**

To make the kitchen a comfortable environment to live in, it is essential to have a hood that works making as little noise as possible, even at full power.

## **SOUND PRO**

By reducing turbulence and swirls in the internal airflow, the new blowers technology succeeds in both limiting noise and improving the sound quality of the hood.

## **BRUSHLESS MOTOR**

Faber is constantly looking for innovative solutions and with this motor, it guarantees the best energy efficiency on the market.



sound quality optimization

The kitchen has become a place in our homes where we share special moments with the people we love. This is why hoods must increasingly combine high performance and quiet motors. After several studies and extensive research, Faber has developed a solution: Sound PRO.

## **FLUID DYNAMIC OPTIMIZATION**

Thanks to an innovative design, the new blower significantly reduces turbulence and vortex of the internal air flow.

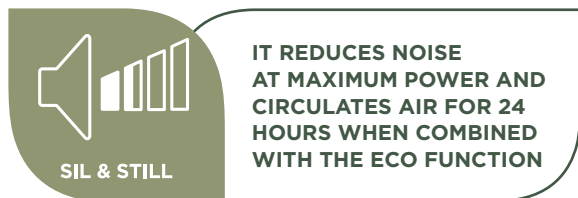
## **NOISE REDUCTION AND SOUND QUALITY OPTIMIZATION**

At maximum power, the new technology limits the noise threshold of the hood up to -6db\*, but it doesn't stop there. It also optimizes the sound produced, reducing the disturbance caused by high frequencies.

**Available in several Faber models, check the icon on the individual product sheet.**

\*Data varies depending on the model in which the blower is installed.





# HUSH, IT'S COOKING TIME!

## SIL & STILL TECHNOLOGY

Based on the study of aerodynamic flows inside the hood and targeted sound insulation, this Faber technology reduces noise at top power to just 52 dB(A). By activating the Eco Function, it ensures continuous air exchange in the surrounding environment for 24 hours, silently and with minimum consumption below 40 dB(A) comparable to the quietness of a library.



## Models with technology SIL & STILL





# THE SILENT PLEASURE OF A REMOTE MOTOR

IT GUARANTEES  
ENERGY SAVING AND  
HIGH ASPIRATION  
EFFICIENCY THANKS TO  
THE QUIETEST ENGINE  
ON THE MARKET



## REMOTE BLOWER

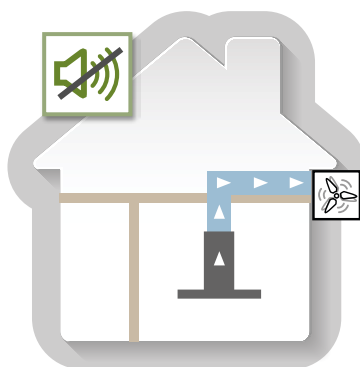
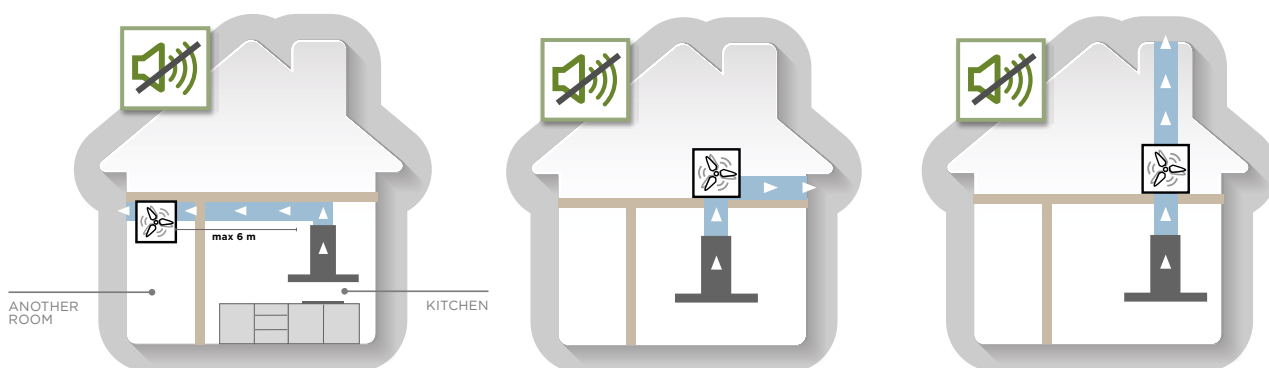
The noise of the hood can be minimised by moving the motor away.

## REMOTE SUCTION KIT

The remote suction kit, with the utmost simplicity, makes it possible to move the hood motor away from the cooking area.

## THE SILENCE INCREASES SIX METRES AWAY

With the Remote Suction Kit, the motor can be moved to another location of the house up to six metres away from the hood. Minimal noise and maximum comfort are ensured not only in the kitchen but also in the living area.



## REMOTE EXTERNAL MOTOR

The remote external motor makes it possible to install the motor entirely outside the house and eliminate noise altogether.

The model with the dedicated range of hoods is shown in the Accessories section on page. 350



SOFT TOUCH

IT PROVIDES A SURFACE THAT IS SOFT AND SMOOTH TO THE TOUCH THANKS TO FENIX™ TECHNOLOGY, A MATERIAL WITH UNIQUE CHARACTERISTICS

IT REFLECTS LIGHT DIFFUSELY ON A SURFACE THAT IS SOFT TO THE TOUCH AND STAIN RESISTANT



OPAQUE



ANTITOUCH

IT ENSURES A PERFECTLY CLEAN HOOD AND A SMUDGE-FREE SURFACE THANKS TO THE SPECIAL ANTI-STAIN MATERIAL



**FENIX®**

USED AS A KITCHEN TOP IT IS A PERFECT MATCH FOR THE HOOD.

# SOFT LINE

## REVOLUTIONISES DESIGN

Soft Line is the Faber range of hoods made with FENIX®, a high-tech material with unique characteristics. The matte, smudge-proof surface is soft to the touch and reflects very little light. It is non-porous to facilitate daily maintenance and cleaning.

FENIX® is a material with high resistance to scratches, abrasions, dry heat and acids. Its properties make it perfect for kitchens. Another characteristic is that it can self-heal surface micro-scratches.



The Faber Soft Line consists of a suspended hood F-light (Soft Cube) and two vertical wall-mounted hoods (Soft Edge e Soft Slim). They are all available with three FENIX® finishes: Grigio Londra, Bianco Kos or Nero Ingo.

### Available:



Soft Cube



Soft Edge





IT GUARANTEES MAXIMUM  
SUCTION THANKS  
TO A SECOND MOTOR  
IN THE CEILING, THROUGH  
AN INVISIBLE PASSAGE  
WITHOUT PIPING

4

EXPULSION  
FROM THE HOME  
ENVIRONMENT

3

SUPERIOR PURIFICATION THANKS  
TO THE OVERHEAD MOTOR

2

CREATION OF AN  
ASCENDING AIR  
VORTEX

1

EXTRACTION  
OF COOKING FUMES  
AND STEAM



# AIRLANE TECHNOLOGY

## SUPERB EXTRACTION

## THROUGH AN INVISIBLE DUCT

### REAL POWER MAKES NO NOISE. IT KEEPS THE SECRET

AIRLANE TECHNOLOGY can be used to install more than one Faber suspended hood in suction mode without the presence of unsightly connection pipes. In this way, you can have a hood and light cluster that integrates perfectly into the décor of your kitchen.

### THE POWER OF A DOUBLE SUCTION

With AIRLANE TECHNOLOGY a second motor in the false ceiling conveys fumes and cooking vapours sucked from the hood without piping.



Airlane conceals a second motor in only 30 cm of false ceiling allowing you to choose between four air outlet positions during installation.

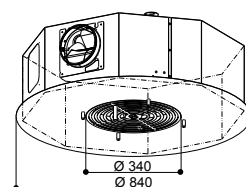
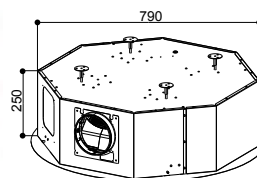
## KIT AIRLANE TECHNOLOGY

**AIRLANE DUCTING KIT** cod. 112.0542.875

#### FEATURES

Finish	Ø of air outlet	Width
Stainless steel	150 mm	840 mm

**THE AIRLANE KIT REPLACES THE CHIMNEY/ DUCT NEEDED FOR SUSPENDED INSTALLATION AS AN EXTRACTION HOOD.**



**A new plus for f-light hoods.** With the following F-Light hoods, both fixed and with Up & Down movement from the ceiling, you can get rid of suction piping at last. It disappears completely thanks to AIRLANE technology, which also guarantees better air purification and Energy Class A performance.



Belle / Belle Plus



Odette Plus



Celine Plus

**Optional  
on all F-LIGHT  
models**



**Discover the  
technology  
video on our  
YouTube channel**



UP & DOWN

IT OPTIMISES SUCTION  
THANKS TO THE HOOD  
THAT DESCENDS ON THE  
HOB AND RETRACTS  
INTO THE CEILING  
WHEN NOT NEEDED

# UP

A DESIGNER LIGHT  
FITTING THAT  
FURNISHES THE  
SPACE AT ANY  
TIME OF THE DAY



# DOWN

A HOOD THAT  
MOVES DOWN  
FOR MAXIMUM  
SUCTION  
EFFICIENCY  
WHILE COOKING



# UP&DOWN TECHNOLOGY

## FREEDOM OF MOVEMENT IS IN THE AIR


In open-concept kitchen and living room combos and in those where space is restricted, there is often the need to choose a suspended hood with a design matching the interior décor. Faber solves these needs by combining the function of a hood with that of a light fitting.

### THERE'S A HOOD: IT'S IN THE LIGHT FITTING

With the Up & Down technology, Faber perfectly integrates hood and light fitting, combining the needs of aspiration with those of design and lighting.

### AN AMAZING SPACE-SAVING SOLUTION

These hoods are excellent space-saving solutions capable of illuminating and enhancing any type of environment, from the most linear to the most sophisticated.



## UP & DOWN: NICE MOVE IN THE KITCHEN

**DOWN**  
The hood moves down to illuminate the hob and optimise suction while cooking.

**UP**  
The hood returns to the ceiling to form an elegant light fitting. And FABER's brand-new remote control makes movement easy.

**F-LIGHT:  
MOVE IN CLASS A**  
All F-Light models with their energy efficiency go far while bringing comfort closer.

### Models with technology UP & DOWN



Belle Plus



Céline Plus



Lybra Plus



Nest Plus



Pareo Plus



Odette Plus




Zoom Plus





IT INCREASES ASPIRATION  
CAPACITY, REDUCES  
NOISE AND BETTERS THE  
PERFORMANCE THANKS  
MINIMUM CONSUMPTION



- ▲ ULTRA-THIN
- ▲ LOW ENERGY CONSUMPTION
- ▲ HIGH EFFICIENCY



# LESS CONSUMPTION MORE EFFICIENCY

## FLAT DESIGN AND MAXIMUM COMFORT

Completely flat vertical hoods, for an even more trendy ultra-slim design.

This is achieved with the Faber diffusers that concentrate the maximum suction power and the best energy efficiency in just 15 cm.

## NAUTILUS

The exclusive diffuser design naturally inspired by the golden ratio for superlative comfort and outstanding performance



### Models with technology NAUTILUS



Glam-Fit



Glam Fit  
Zero Drip



Glam Fit  
Zero Drip Plus




Talika






HIGH  
FILTERING

IT ELIMINATES 95% OF  
ODOURS, GUARANTEEING  
MAXIMUM EFFECTIVENESS  
IN FILTERING ACTIVATED  
CARBON



THE MAXIMUM  
EFFECTIVENESS  
OF ACTIVATED  
CARBON  
FILTRATION  
TO ELIMINATE 95%  
OF ODOURS





# HIGH FILTERING NO BAD SMELLS

## ONLY FABER HOODS ELIMINATE 95% OF ODOURS


What's the most effective activated carbon filtration technology? It's called HFH, which stands for "HIGH FILTERING HOOD". And it's a FABER exclusive, of course. HFH improves hood performance by removing odours from the air almost totally.

## A LARGER SURFACE AREA AND TWO LAYERS OF ULTRA-EFFICIENT FILTER MATERIAL

Faber's potent HFH technology is based on a cylindrical filter design with a far larger surface area. It's twice as effective too, because it uses two high-efficiency filtration layers with different porosities and activated carbon concentrations. That's how the filter captures both large and small particles.

## FABER MAKES THINGS EASIER...QUIETLY

Unlike other activated carbon filter systems, HFH also reduces noise by around 3 dB(A). And the smart, cylindrical shape of the filter makes easy work of removing the dishwashercompatible filter material.



The **easy-to-install** cylindrical filter has a larger area compared guaranteeing more effectiveness.

**Ultra-filtering material** consisting of two panels with different porosity and concentration of active carbon. The first layer captures the coarsest particles and the second smaller ones, increasing effectiveness even more.

## Models with technology HFH



Stilo DX-SX



Stilo Comfort



Stilo Glass Smart



Stilo Smart



Nice



Ray



## WATERPROOF

Any liquid spilled during cooking flows directly into a suction grid and is collected in an automatically drained tray under the hood, small enough to leave space for utensil drawer.



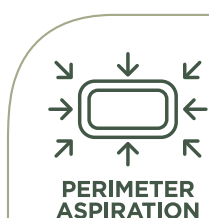
## POWER MANAGEMENT

Adjustable absorption setting on 4 power levels (KW). No more blackouts at home!



## REAR OUTLET

The rear air outlet available with many FABER hoods allows fumes to be channelled to the rear instead of upwards. This eliminates the need for an upper duct, freeing up useful space above the hood.



## PERIMETER ASPIRATION

By drawing air through a narrowed channel, Perimeter Aspiration increases suction and reduces noise without increasing energy consumption.



## FILTER ALARM

Filter saturation alarm: warns you when it is time to clean the grease filter.



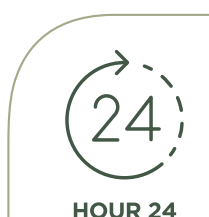
## SELF START

A special sensor switches the hood on as soon as air temperature reaches 130°F. A smart sensor activates your hood automatically whenever needed.



## AUTOMATIC FUNCTION

The hood will turn on at the most suitable speed automatically, adapting the extraction capacity to the maximum cooking level.



## 24 HOUR

Keeping kitchens fresh and odor free around the clock, the 24 Hour feature automatically turns the hood on for 10 minutes every hour.



## REMOTE CONTROL

The remote control is compatible with many Faber hoods. To adjust suction and special functions, such as the courtesy light, 24H, Up&Down and Steam Off features. Controlling your hood is easier than ever.



DELAY 30

### DELAY 30

Automatic shutdown delay: you can postpone the motor shutdown to eliminate residual odours completely.



INTENSIVE SPEED

### INTENSIVE SPEED

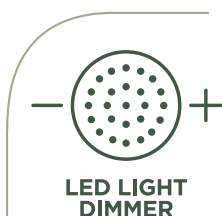
Designed to deal with even the strongest cooking aromas, the Intensive Speed function activates maximum extraction power for 10 minutes.



BOOST

### BOOST

Thanks to the Double Intensive Function. Even the most persistent cooking steam and smells are eliminated in just a few minutes.



LED LIGHT DIMMER

### LED LIGHT DIMMER

Dimmable light: at the touch of a button the light is dimmed down and can be left on for a long time with minimal energy consumption.



TUNABLE WHITE

### TUNABLE WHITE

Choose and vary the color temperature of the light, from warmer (tending to yellow) to colder (tending to white).



TOUCHSLIDER

### TOUCH CONTROL

Extremely comfortable, user-friendly Touch Slider controls.



CHARCOAL FILTER INCLUDED

### ACTIVATED CARBON FILTERS AS STANDARD

Essential for installation as a filtering version, these filters are made up of a combination of active carbons that work to eliminate odours and purify the air. The standard filters are already included for many hoods. They must be replaced every 2-3 months for optimal efficiency.



CERAMIC FILTER

### CERAMIC FILTER

Activated carbon ceramic filter allows to achieve high absorption efficiency. Specifically designed for selected kits suitable for Galileo extractor hob in filtering version. It is possible to regenerate the filter in the oven at 200° every 2-3 months.







# ASPIRATION HOB

GALILEO 60	89
GALILEO BOLD	81
GALILEO GLASS	65
GALILEO LINEAR	85
GALILEO NG	69
GALILEO SLIM	93
GALILEO SMART	77
GALILEO STRIPES	73

GALILEO







# GALILEO

## A SIMPLY BRILLIANT HOOD



SPACE  
SAVING



### SAVE SPACE

It allows for enough space to install a space saving cutlery drawer underneath the hob.



TOUCHSLIDER



### EASY TO USE

Touch slider commands are extremely simple and quick.

[2]

FLEXI  
ZONE




### FREE YOUR CREATIVITY

Cooking zones can be activated in combined mode to use them at the same power level, allowing for larger pots usage.



WATERPROOF



### MAXIMUM SAFETY IN THE KITCHEN

Waterproof technology guarantees excellent performance in total safety even in the event of water spills: these won't interfere with the cooking and will be collected in a small compartment.



### USEFUL

The anti-grease filter has an excellent performance while also being the first barrier that can collect up to 0,5l of water spills. It is easily removable and washable in the dishwasher.





ENERGY

THE MOST EFFICIENT.  
IT REPRESENTS THE HIGHEST LEVEL  
OF AESTHETIC PERFECTION AS THE  
RESULT A PRODUCT COMBINATION  
INTEGRATING HOB AND HOOD WHILE  
ENSURING GREAT PERFORMANCES.

THE MOST EFFECTIVE.  
THANKS TO CAREFUL FLUID DYNAMICS  
STUDIES, GALILEO IS CHARACTERISED BY  
A HIGH PICK-UP CAPACITY OF UP TO 9.97  
METRES PER SECOND. WITHIN MINUTES,  
EVEN THE MOST PERSISTENT COOKING  
VAPOURS AND ODOURS ARE ELIMINATED.

SUCTION  
SPEED

# GALILEO RANGE

## THE WHOLE RANGE WITH A SINGLE LOOK



### **GALILEO STRIPES**

Featuring a powerful 600 m<sup>3</sup>/h extractor and energy efficiency class A+, this model combines powerful performance with eye catching design. Featuring two flexi zones for seamless culinary exploration.



### **GALILEO GLASS**

Attention to detail in the finishes, glossy glass controls and matt glass cooking area, with newgrille featuring central glass detail to lend consistency to the overall design.



### **GALILEO BOLD**

Make a bold statement in your kitchen. Boasting a robust 630 m<sup>3</sup>/h extractor and energy efficiency class A+, this model seamlessly merges power with elegance.



### **GALILEO NG**

Class A+++ extractor hob, unique on the market. Cast-iron grille featuring iconic Faber design. Practical, dynamic touch slider controls.







### **GALILEO LINEAR**

With a timelessly elegant vertical stainless steel grid and energy efficiency class A+ with 600 m<sup>3</sup>/h at boost speed, this model is a harmonious blend of sophistication and performance. Redefine your cooking space with enduring style.



### **GALILEO SMART**

(Class A++) extractor hob. Cast-iron grille featuring iconic Faber design. The mid-range option.



### **GALILEO SLIM**

Sleek and powerful with a compact design, a potent 630 m<sup>3</sup>/h extractor and energy efficiency class A+, this model sets a new standard for enduring performance.



### **GALILEO 60**

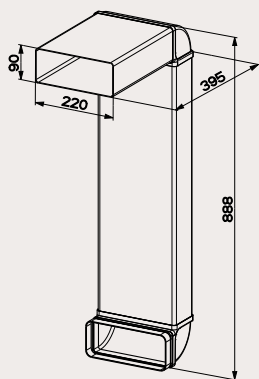
Its versatile and adapts to kitchens of limited dimensions while maintaining high quality and performance.

CHOOSE THE BEST ONE  
FOR YOUR NEEDS

# GALILEO INSTALLATION KITS

The following kits are compatible with models:

Galileo Glass, Galileo NG, Galileo Smart e Galileo 60

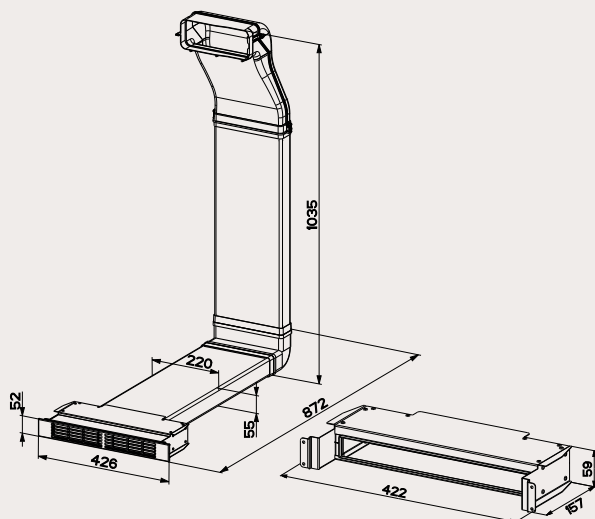


## DUCTING KIT SUITABLE FOR ALL GALILEO RANGE\*

### Ducting kit

cod. 112.0540.782

- 1 x flat duct, 220x90x300 mm
- 2 x vertical 90° bends, 220x90 mm
- 1 x flat duct, 220x90x700 mm
- 1 x duct adapter

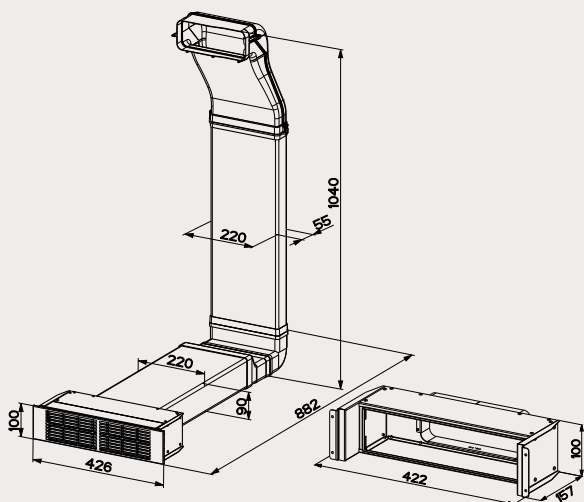


## KIT GALILEO 60\*

### Recycling kit H60

cod. 112.0626.656

- 2 x vertical flanges (rear and front) for connection to the motor
- 1 x flange with seal 220x55 mm
- 2 x flat ducts 220x55x600 mm
- 1 x vertical 90° bend 220 x 55 mm
- Recycling kit H60



## KIT GALILEO 60\*

### Recycling Kit H100


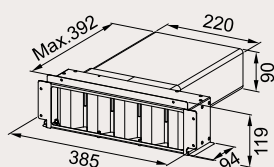
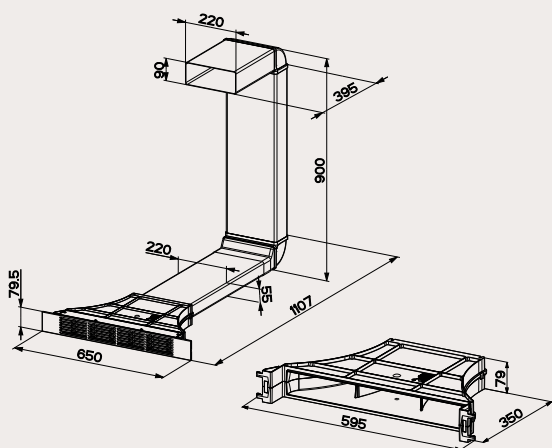
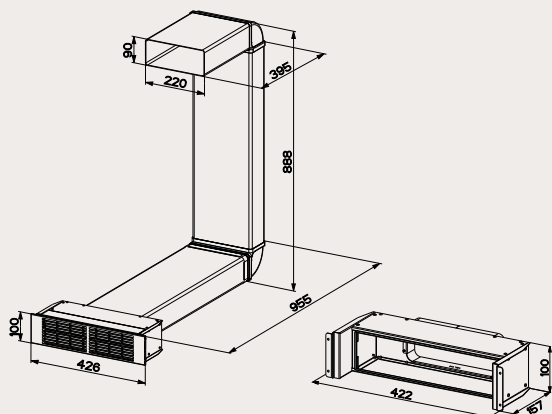
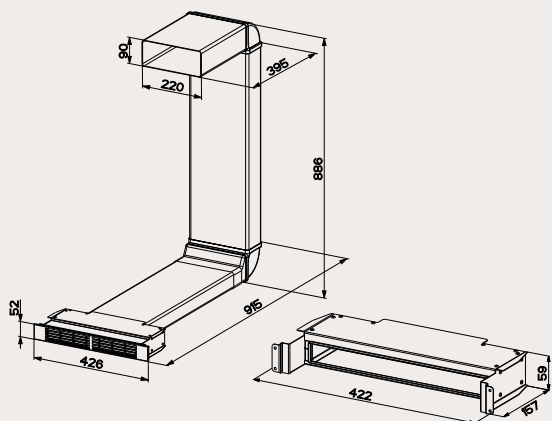
cod. 112.0626.657

- 2 x vertical flanges (rear and front) for connection to the motor
- 1 x flange with seal 220x55 mm
- 1 flat duct 220x55x600 mm
- 1 x vertical 90° bend 220x55 mm
- 1 x flat reducer 90-55 mm
- 1 x flat duct connector 220x90 mm
- 1 x flat duct 220x90x500 mm
- Recycling Kit H100

\* Maximum dimensions of each kit should be adapted according to specific installation requirements, as outlined in the instruction manual available at [www.faberspa.com](http://www.faberspa.com)

## VENTING HOBS.

To install Galileo venting hobs, you will need to buy the relevant installation kit. Different kits are available, depending on your desired model and configuration, suction or filter. The details of each individual kit, with the components included in the packaging, are outlined below.



### KIT GALILEO 80\*

#### Recycling kit H60 cod. 112.0540.730

- 1 x flat duct 200 x 90 x 300 mm
- 2 x vertical 90° bends 220x90 mm
- 1 x flat duct 200x90x700 mm
- 1 x flat reducer 90-55 mm
- 1 flat duct 220x55x60 mm
- Recycling kit H60

### KIT GALILEO 80\*

#### Recycling kit H100 cod. 112.0540.781

- 1 x flat duct 200x90x300 mm
- 2 x vertical 90° bends 220x90 mm
- 2 x flat ducts 200x90x700 mm
- Recycling kit H100

### KIT GALILEO 80\*

#### Long lasting Recycling Kit H80 cod. 112.0605.735

- 1 x flat duct 220x90x300 mm
- 2 x vertical 90° bends 220x90 mm
- 1 x flat duct 220x90x700 mm
- 1 x flat reducer 90-55 mm
- 1 flat duct 220x55x60 mm
- LL H80 kit

### REAR FILTER KIT SUITABLE FOR ALL GALILEO RANGE\*

#### Recycling Rear Filter cod. 112.0685.046

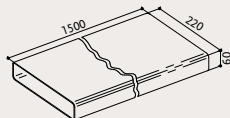
- 1 x flat duct 220x90x300 mm
- 2 x filter support
- 1 charcoal filter H96 mm

# GALILEO

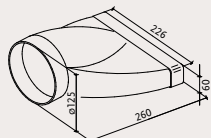
## AIR-DUCT SYSTEM OR EQUIVALENT

The following kits are compatible with models: Galileo Glass, Galileo NG, Galileo Smart e Galileo 60

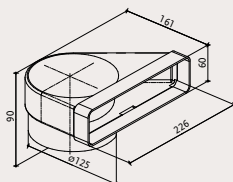
**FLAT DUCT TR 1500 220X55X1500 MM** cod. 112.0157.294



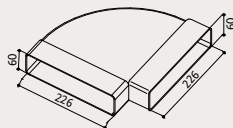
**ROUND TO RECTANGULAR ADAPTER** cod. 112.0157.296



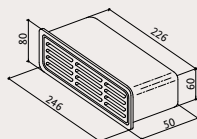
**VERTICAL 90° ELBOW BEND** cod. 112.0157.298



**HORIZONTAL 90° BEND** cod. 112.0157.300



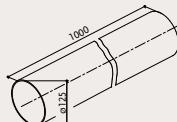
**RECTANGULAR LOUVRED GRILLE** cod. 112.0157.304



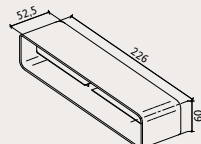
**HORIZONTAL 90° ELBOW BEND** cod. 112.0157.306



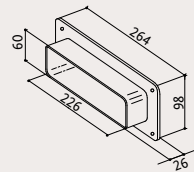
**ROUND PIPE TC 1000** cod. 112.0157.308



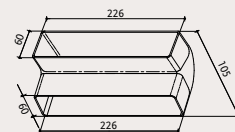
**FLAT DUCT CONNECTOR** cod. 112.0157.295



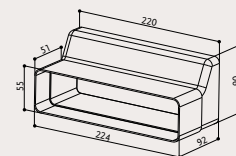
**WALL CONNECTOR** cod. 112.0157.297



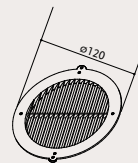
**VERTICAL 90° BEND** cod. 112.0157.299



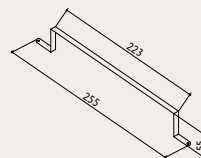
**RECTANGULAR REDUCTION FITTING 60 MM** cod. 112.0557.017



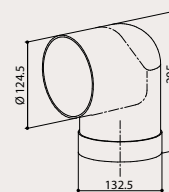
**ROUND LOUVRED GRILLE Ø 125 MM** cod. 112.0157.303



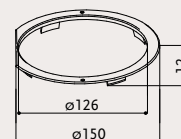
**BRACKET** cod. 112.0157.305



**RIGHT ANGLE BEND 90° Ø 125 MM** cod. 112.0157.307



**FLANGE** cod. 112.0157.309

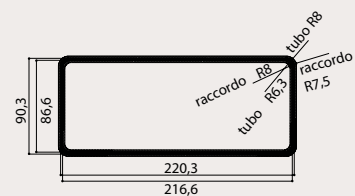




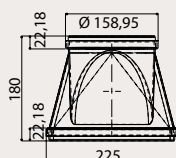
**FLAT DUCT TR 1200 220X90 MM** cod. 112.0459.427



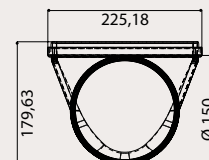
**FLAT DUCT CONNECTOR 220X90 MM** cod. 112.0459.428



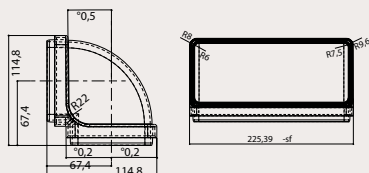
**ROUND TO RECTANGULAR ADAPTER 220X90 MM** cod. 112.0459.429



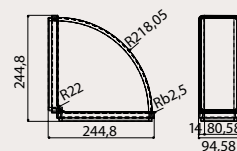
**90° ELBOW BEND 220X90 MM** cod. 112.0459.451




**VERTICAL 90° BEND 220X90 MM** cod. 112.0459.453



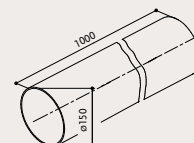
**HORIZONTAL 90° BEND 220X90 MM** cod. 112.0459.455



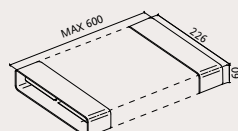
**BRACKET 220X90 MM** cod. 112.0459.456



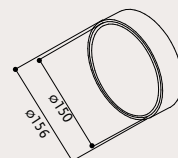
**ROUND PIPE TC 1000 Ø 150 MM** cod. 112.0253.681



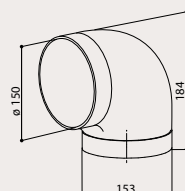
**FLEXIBLE CONNECTOR RF 600** cod. 112.0280.685



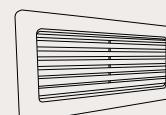
**ROUND CONNECTOR Ø 150 MM** cod. 112.0253.690



**RIGHT ANGLE BEND 90° Ø 150 MM** cod. 112.0253.688



**PIPE GRID 220X90** cod. 112.0605.516



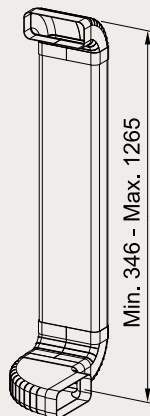
# GALILEO

## INSTALLATION KITS

The following kits are compatible with models: **Galileo Stripes**, **Galileo Bold**, **Galileo Linear e Galileo Slim**

To install the new Galileo aspiration hobs in ducted mode, it is necessary to purchase the corresponding installation kit. For the recirculation mode, a kit with rear outlet is already supplied as standard, but it is also possible to proceed with installation with air outlet from the plinth by purchasing the corresponding installation kit.

Below are the details of each individual kit with the components supplied in the installation kits.

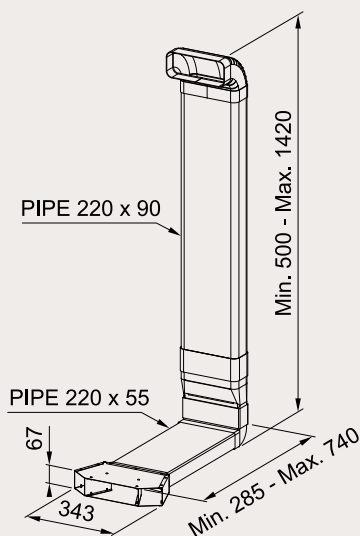


### DUCTING KIT

#### PLINTH AIR OUTLET

cod. 112.0711.356

- 1 90° bend
- 2 90° bend
- 1 rectangular pipe 220x90x1000
- 1 horizontal 90° bend
- 1 adhesive tape

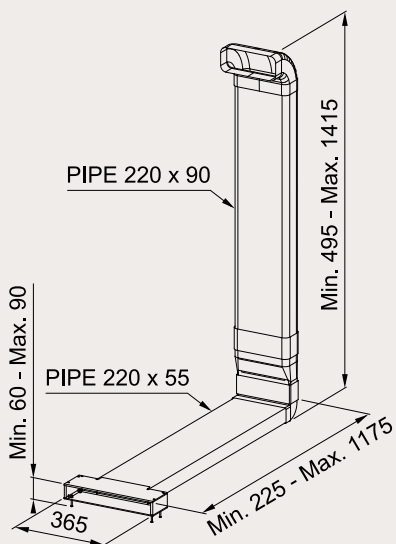


### RECYCLING KIT

#### RECYCLING VERSION INSTALLATION / PLINTH H70

cod. 112.0711.987

- 1 90° bend 220x90
- 1 air diffuser connector 220x55
- 1 90° bend 220x90
- 1 rectangular pipe 220x90x1000
- 1 rectangular pipe connector 220x90
- 1 adhesive tape
- 1 rectangular pipe 220x55x1000
- 1 90° bend 220x55
- 1 rectangular pipes connector 220x55
- 1 rectangular pipes connector 90-55
- 1 air diffuser element



### RECYCLING KIT

#### RECYCLING VERSION INSTALLATION / PLINTH H60

cod. 112.0711.988

- 1 90° bend Naber 220x90
- 1 90° bend 220x90
- 1 rectangular pipe 220x90x1000
- 1 rectangular pipe connector 220x90
- 1 rectangular pipe connector 90-55
- 1 rectangular pipe connector 220x55
- 1 bend 220x55
- 1 rectangular pipe 220x55x1000
- 1 air diffuser element
- 1 adhesive tape





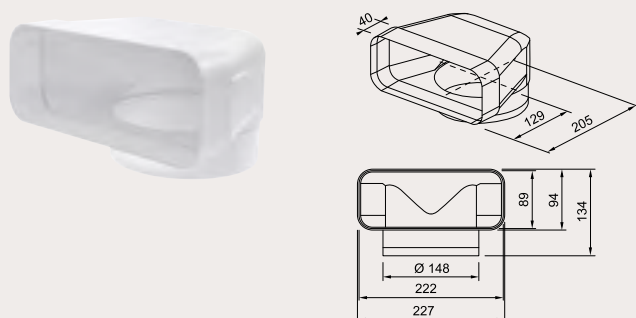
# GALILEO

## AIR-DUCT SYSTEM OR EQUIVALENT

The following kits are compatible with duction models:  
Galileo Stripes, Galileo Bold, Galileo Linear e Galileo Slim

cod. 112.0711.855

Deflector 90°



cod. 112.0711.852

Pipe 150 vertical 90° bend



cod. 112.0711.856

Round tube Ø150 L=500 mm



cod. 112.0711.904

Pipe end



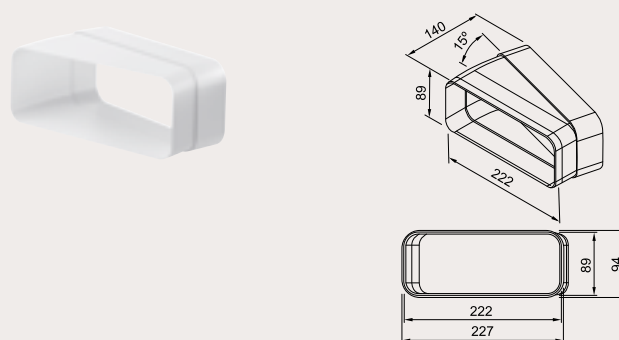
cod. 112.0711.858

Round tube Ø150 L=1000 mm



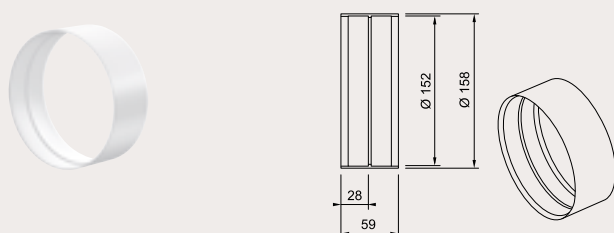
cod. 112.0711.908

Horizontal 15° bend pipe



cod. 112.0711.860

Connector for round tube



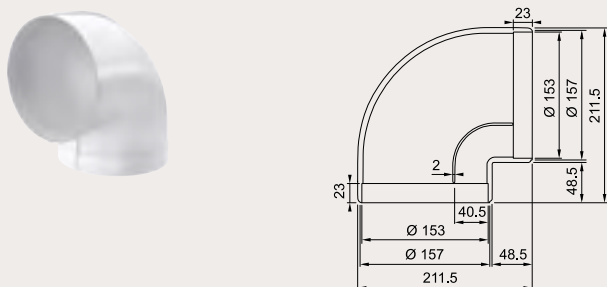
cod. 112.0711.853

90° bend connector



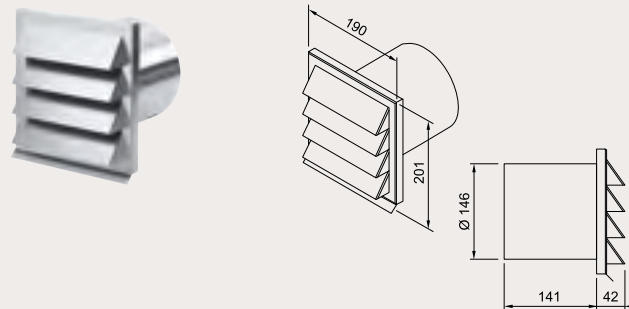
cod. 112.0711.901

90° bend for round pipe 150



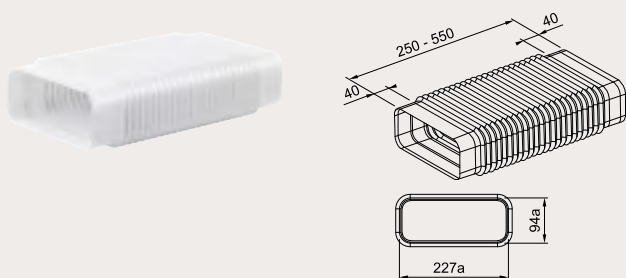
cod. 112.0711.905

External outlet for round pipe with grid



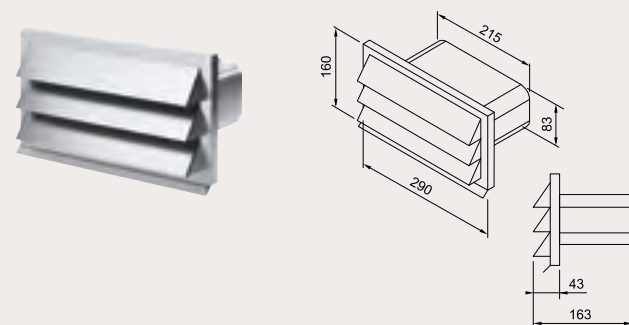
cod. 112.0711.902

System pipe bend 150



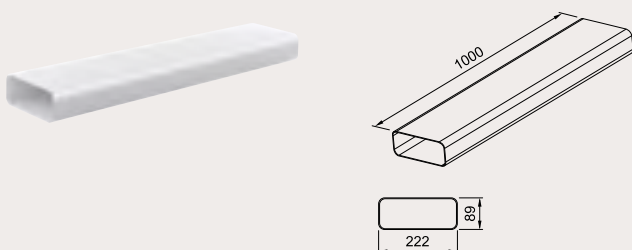
cod. 112.0711.906

External outlet for rectangular pipe with grid



cod. 112.0711.854

Deflector 90°



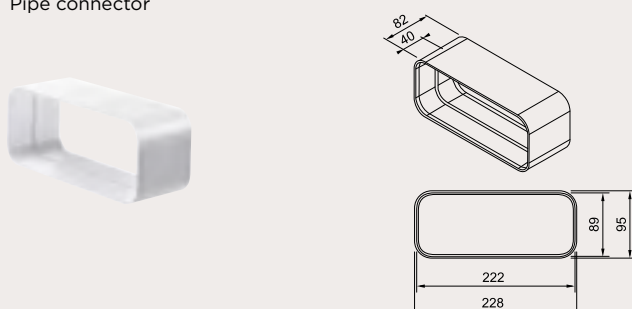
cod. 112.0711.909

PVC tape



cod. 112.0711.903

Pipe connector



# GALILEO GLASS





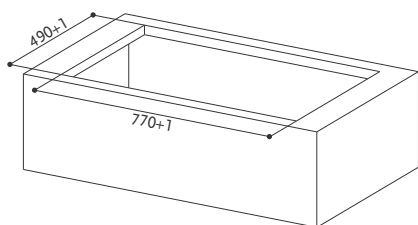




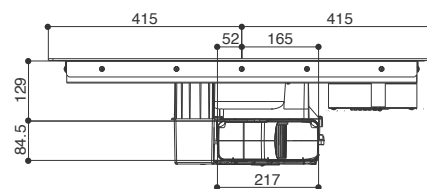
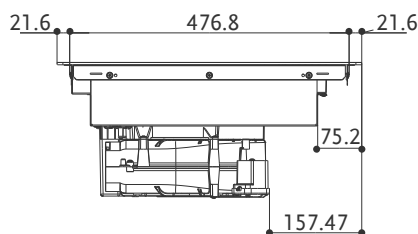
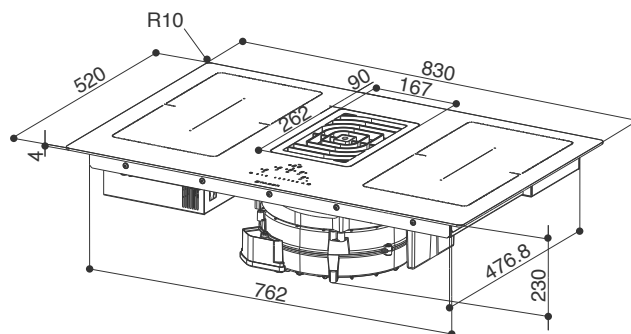
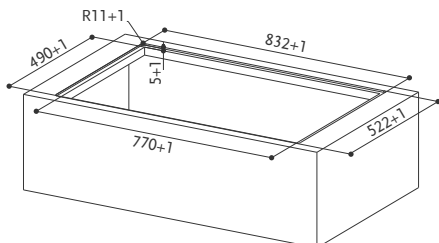


#### GALILEO CAN FIT IN 60/70 CM DEEP WORKTOP

##### STANDARD INSTALLATION



##### FLUSH FIT INSTALLATION



#### ALWAYS COMBINE TO HOB EXTRACTOR 1 OF THE 3 INSTALLATION KIT:

##### Ducting

cod. 112.0540.782



Rear ducting version installation



Lateral ducting version installation

##### Recycling

cod. 112.0540.730 60 - 80 mm height skirting board  
cod. 112.0540.781 100 mm height skirting board  
cod. 112.0685.046 Rear filtering kit



Front recycling version installation 60H and H100

# GALILEO GLASS

GALILEO HE BK GLASS NG A83 cod. 340.0679.890



FEATURES HOOD	PERFORMANCE HOOD
<b>Finish</b> • Black matt glass / Design glass grid	<b>Speed</b> 1 2 3 8 INT BOOST
<b>Controls</b> Touch slider	<b>Air capacity IEC point</b> 230 270 320 470 510 620
<b>Grease filter</b> Cassettes dishwasher safe	<b>Pressure</b> 300 430 620 650 660 650
<b>Ø of air outlet</b> 220x90 mm	<b>Input</b> 50 30 60 130 170 220
<b>Energy class</b> A+	<b>Noise level</b> 51 56 60 67 69 73
<b>Suction speed</b> 6.6 m/s	



FEATURES INDUCTION HOB	FUNCTIONS INDUCTION HOB
<b>Finish</b> • Black glass	<b>Flexi zones</b> 2
<b>Product dimensions LxW (mm)</b> 830x520	<b>Power setting (stages)</b> 9
<b>Induction zone</b> 4 2100-3700 W single 4200-7400 W flexi	<b>Timer min-max</b> 1-59 min.
<b>Induction zone dimensions (mm)</b> 230x210 single 460x210 flexi	<b>Booster (P)</b> Yes
<b>Controls</b> Touch slider	<b>Auto switch off</b> Yes
<b>Power (W)</b> 7400	<b>Over temperature protection</b> Yes
<b>Voltage (V)</b> 220-240	<b>Over current or voltage abnormality protection</b> Yes
<b>Frequency (HZ)</b> 50/60	<b>Container detection system</b> Yes
	<b>Automatic shutdown protection</b> Yes
	<b>Power On indicator</b> Yes
	<b>Childlook</b> Yes

GALILEO NG



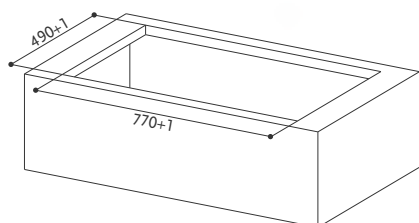




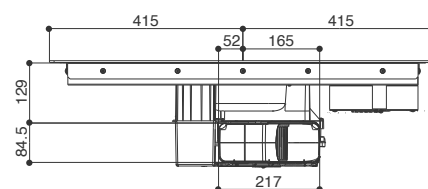
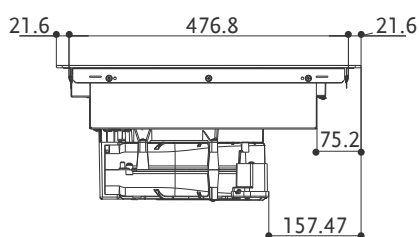
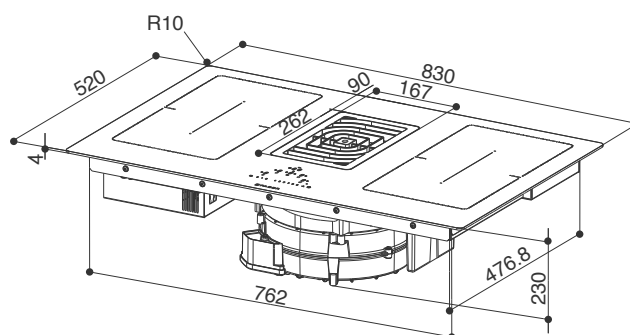
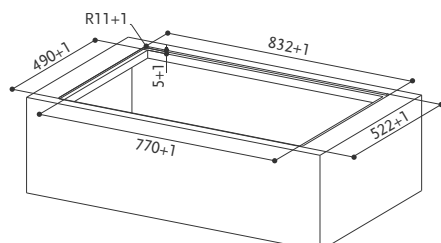


**GALILEO CAN FIT IN 60/70 CM DEEP WORKTOP**

#### STANDARD INSTALLATION



#### FLUSH FIT INSTALLATION



**ALWAYS COMBINE TO HOB EXTRACTOR 1 OF THE 3 INSTALLATION KIT:**

#### Ducting

cod. 112.0540.782



Rear ducting version installation



Lateral ducting version installation

#### Recycling

cod. 112.0540.730 60 - 80 mm height skirting board  
cod. 112.0540.781 100 mm height skirting board  
cod. 112.0685.046 Rear filtering kit



Front recycling version installation 60H and H100

# GALILEO

GALILEO BK GLASS NG A830 cod. 340.0594.624



Discover the product video  
on our YouTube channel



FEATURES HOOD	PERFORMANCE HOOD
<b>Finish</b> • Black glass / Cast iron grid	<b>Speed</b> 1   2   3   8   INT   BOOST
<b>Controls</b> Touch slider	<b>Air capacity IEC point</b> 245   285   350   505   550   700
<b>Grease filter</b> Cassettes dishwasher safe	<b>Pressure</b> 290   370   525   550   555   560
<b>Ø of air outlet</b> 220x90 mm	<b>Input</b> 35   45   65   130   140   220
<b>Energy class</b> A+++	<b>Noise level</b> 51   55   57   65   66   72
<b>Suction speed</b> 6.6 m/s	



FEATURES INDUCTION HOB	FUNCTIONS INDUCTION HOB
<b>Finish</b> • Black glass	<b>Flexi zones</b> 2
<b>Product dimensions LxW (mm)</b> 830x520	<b>Power setting (stages)</b> 9
<b>Induction zone</b> 4 2100-3700 W single 4200-7400 W flexi	<b>Timer min-max</b> 1-59 min.
<b>Induction zone dimensions (mm)</b> 230x210 single 460x210 flexi	<b>Booster (P)</b> Yes
<b>Controls</b> Touch slider	<b>Auto switch off</b> Yes
<b>Power (W)</b> 7400	<b>Over temperature protection</b> Yes
<b>Voltage (V)</b> 220-240	<b>Over current or voltage abnormality protection</b> Yes
<b>Frequency (HZ)</b> 50/60	<b>Container detection system</b> Yes
	<b>Automatic shutdown protection</b> Yes
	<b>Power On indicator</b> Yes
	<b>Childlock</b> Yes

# GALILEO STRIPES



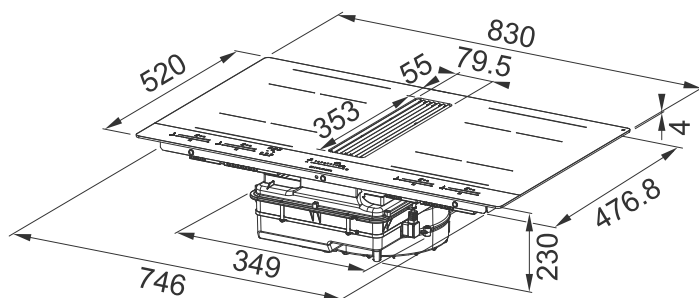
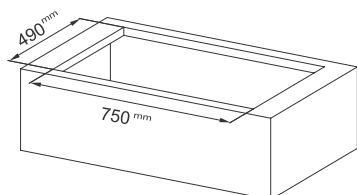




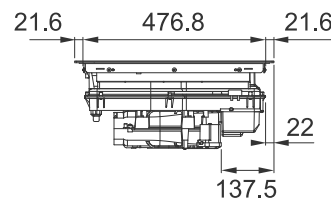
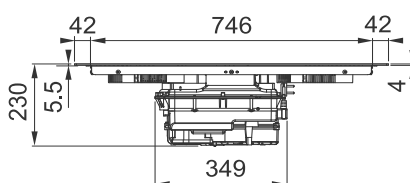
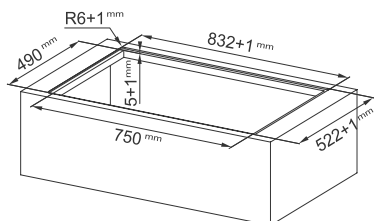


**GALILEO CAN FIT IN 60/70 CM DEEP WORKTOP**

#### STANDARD INSTALLATION



#### FLUSH FIT INSTALLATION



#### INSTALLATION KITS:

##### Ducting



Lateral ducting version  
installation  
**cod. 112.0711.356**

##### Recycling



Rear ducting version installation  
included in the recycling version  
cod. 340.0708.969



Front recycling version  
installation/plinth min. 60H  
**cod. 112.0711.988**



Lateral recycling version  
installation/ plinth min. 70H  
**cod. 112.0711.987**

# GALILEO STRIPES

**GALILEO STRIPES A830** cod. 340.0708.968 - ducting version  
**GALILEO STRIPES F830** cod. 340.0708.969 - recycling version



FEATURES HOOD	PERFORMANCE HOOD
<b>Finish</b> • Black grid with stainless steel strips	<b>Speed</b> 1    9    BOOST
<b>Controls</b> Touch slider white digits	<b>Air capacity IEC point</b> 210    450    600
<b>Grease filter</b> Cassettes dishwasher safe	<b>Pressure</b> 270    640    670
<b>Ø of air outlet</b> 220x90 mm	<b>Input</b> 60    170    220
<b>Energy class</b> A+	<b>Noise level</b> 49    67    72
<b>Suction speed</b> 9,97 m/s	



FEATURES INDUCTION HOB	FUNCTIONS INDUCTION HOB
<b>Finish</b> • Black glass / Matt Black glass	<b>Flexi zones</b> 2
<b>Product dimensions LxW (mm)</b> 830x520	<b>Power setting (stages)</b> 9
<b>Induction zone</b> 4 octagonal: 210x190 mm (2100W - Boost 3000W)	<b>Timer min-max</b> 1-59 min.
<b>Induction zone dimensions (mm)</b> 210x190 single 380x210 flexi	<b>Booster (P)</b> Yes
<b>Controls</b> Touch slider white digits	<b>Auto switch off</b> Yes
<b>Power (W)</b> 7400	<b>Over temperature protection</b> Yes
<b>Voltage (V)</b> 220-240	<b>Over current or voltage abnormality protection</b> Yes
<b>Frequency (HZ)</b> 50/60	<b>Container detection system</b> Yes
	<b>Automatic shutdown protection</b> Yes
	<b>Power On indicator</b> Yes
	<b>Childlock</b> Yes
	<b>Power management</b> Yes

## ADJUSTABLE ABSORPTION SETTING ON 4 POWER LEVELS (KW)

- 2,8    • 4,5
- 3,5    • 7,4

# GALILEO SMART





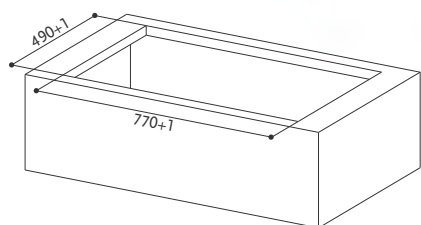




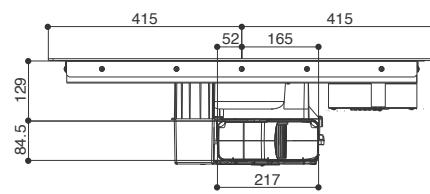
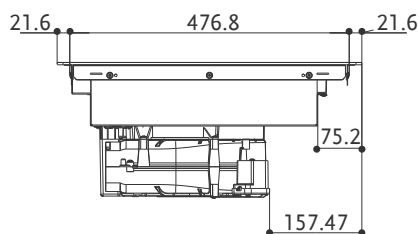
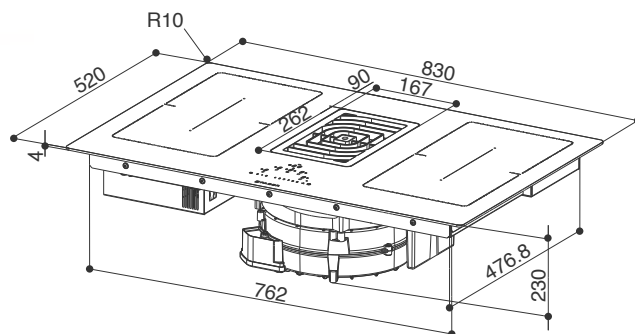
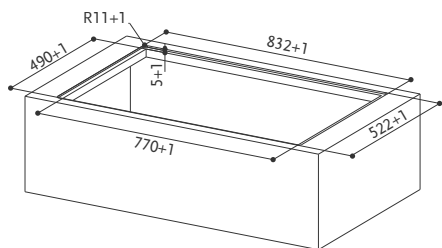


**GALILEO CAN FIT IN 60/70 CM DEEP WORKTOP**

#### STANDARD INSTALLATION



#### FLUSH FIT INSTALLATION



**ALWAYS COMBINE TO GALILEO SMART BK cod. 340.0577.694  
1 OF THE 3 INSTALLATION KIT:**

#### Ducting

cod. 112.0540.782



Rear ducting version  
installation



Lateral ducting version  
installation

#### Recycling

cod. 112.0540.730 60 - 80 mm height plinth  
cod. 112.0540.781 100 mm height plinth  
cod. 112.0685.046 Rear filtering kit



Front recycling version installation  
60H and H100



**GALILEO SMART BK F830 +  
KIT LL H80 cod. 340.0605.734  
INCLUDES LONG LASTING  
FILTERING KIT**



Front recycling version  
installation H80

More specifications in the accessory pages.

# GALILEO SMART

**GALILEO SMART BK F830 + KIT LL H80** cod. 340.0605.734 (integrated recycling kit)

**GALILEO SMART BK GLASS A830** cod. 340.0577.694



FEATURES HOOD	PERFORMANCE HOOD
<b>Finish</b> • Black glass / Cast iron grid	<b>Speed</b> 1   2   3   8   INT   BOOST
<b>Controls</b> Touch control	<b>Air capacity IEC point</b> 245   285   350   505   550   700
<b>Grease filter</b> Cassettes dishwasher safe	<b>Pressure</b> 290   370   525   550   555   560
<b>Ø of air outlet</b> 220x90 mm	<b>Input</b> 35   45   65   130   140   220
<b>Energy class</b> A++	<b>Noise level</b> 51   55   57   65   66   72
<b>Suction speed</b> 6.6 m/s	



FEATURES INDUCTION HOB	FUNCTIONS INDUCTION HOB
<b>Finish</b> • Black glass	<b>Flexi zones</b> 2
<b>Product dimensions LxW (mm)</b> 830x520	<b>Power setting (stages)</b> 9
<b>Induction zone</b> 4 2100-3000 W single 3000-3700 W flexi	<b>Timer min-max</b> 1-59 min.
<b>Induction zone dimensions (mm)</b> 210x190 single 210x390 flexi	<b>Booster (P)</b> Yes
<b>Controls</b> Touch control	<b>Auto switch off</b> Yes
<b>Power (W)</b> 7400	<b>Over temperature protection</b> Yes
<b>Voltage (V)</b> 220-240	<b>Over current or voltage abnormality protection</b> Yes
<b>Frequency (HZ)</b> 50/60	<b>Container detection system</b> Yes
	<b>Automatic shutdown protection</b> Yes
	<b>Power On indicator</b> Yes
	<b>Childlock</b> Yes
	<b>Power management</b> Yes

## ADJUSTABLE ABSORPTION SETTING ON 4 POWER LEVELS (KW)

- 2,8   • 4,5
- 3,5   • 7,4

# GALILEO BOLD





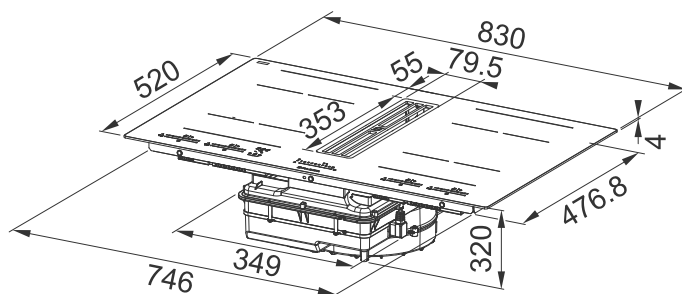
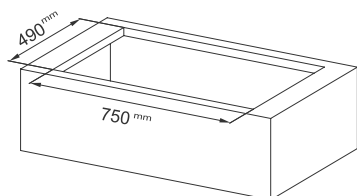




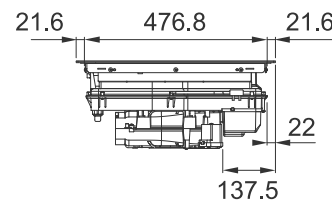
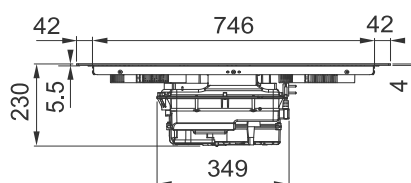
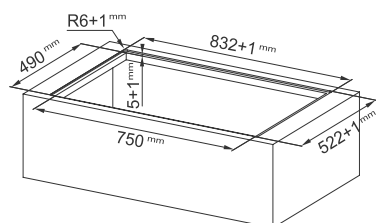


**GALILEO CAN FIT IN 60/70 CM DEEP WORKTOP**

#### STANDARD INSTALLATION



#### FLUSH FIT INSTALLATION



#### INSTALLATION KITS:

##### Ducting



Lateral ducting version installation  
**cod. 112.0711.356**

##### Recycling



Rear ducting version installation  
included in the recycling version  
cod. 340.0708.971



Front recycling version installation/  
plinth min. 60H  
**cod. 112.0711.988**



Lateral recycling version installation/  
plinth min. 70H  
**cod. 112.0711.987**

# GALILEO BOLD

**GALILEO BOLD A830** cod. 340.0708.973 - ducting version  
**GALILEO BOLD F830** cod. 340.0708.971 - recycling version



FEATURES HOOD	PERFORMANCE HOOD
<b>Finish</b> • Steel grid	<b>Speed</b> 1    9    BOOST
<b>Controls</b> Touch slider red digits	<b>Air capacity IEC point</b> 230   500   630
<b>Grease filter</b> Cassettes dishwasher safe	<b>Pressure</b> 280   620   630
<b>Ø of air outlet</b> 220x90 mm	<b>Input</b> 40    170   220
<b>Energy class</b> A+	<b>Noise level</b> 49   68   73
<b>Suction speed</b> 9,10 m/s	



FEATURES INDUCTION HOB	FUNCTIONS INDUCTION HOB
<b>Finish</b> • Black glass	<b>Flexi zones</b> 2
<b>Product dimensions LxW (mm)</b> 830x520	<b>Power setting (stages)</b> 9
<b>Induction zone</b> 4 octagonal: 210x190 mm (2100W - Boost 3000W)	<b>Timer min-max</b> 1-59 min.
<b>Induction zone dimensions (mm)</b> 210x190 single 380x210 flexi	<b>Booster (P)</b> Yes
<b>Controls</b> Touch slider red digits	<b>Auto switch off</b> Yes
<b>Power (W)</b> 7400	<b>Over temperature protection</b> Yes
<b>Voltage (V)</b> 220-240	<b>Over current or voltage abnormality protection</b> Yes
<b>Frequency (HZ)</b> 50/60	<b>Container detection system</b> Yes
	<b>Automatic shutdown protection</b> Yes
	<b>Power On indicator</b> Yes
	<b>Childlook</b> Yes
	<b>Power management</b> Yes

## ADJUSTABLE ABSORPTION SETTING ON 4 POWER LEVELS (KW)

- 2,8    • 4,5
- 3,5    • 7,4

# GALILEO LINEAR





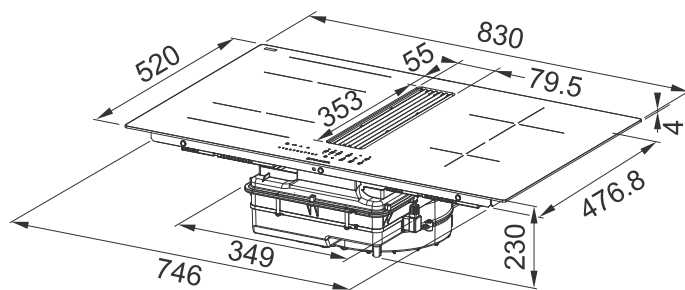
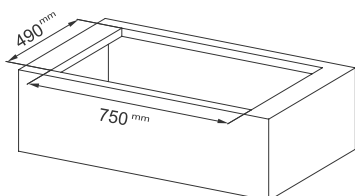




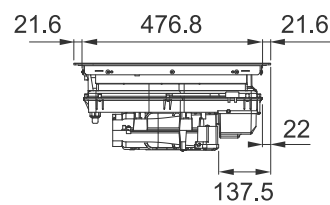
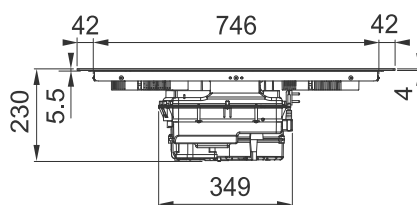
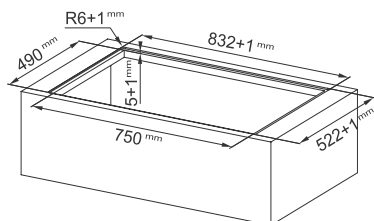


**GALILEO CAN FIT IN 60/70 CM DEEP WORKTOP**

#### STANDARD INSTALLATION



#### FLUSH FIT INSTALLATION



#### INSTALLATION KITS:

##### Ducting



Lateral ducting version  
installation  
**cod. 112.0711.356**

##### Recycling



Rear ducting version installation  
included in the recycling version  
cod. 340.0708.970



Front recycling version  
installation/ plinth min. 60H  
**cod. 112.0711.988**



Lateral recycling version  
installation/ plinth min. 70H  
**cod. 112.0711.987**

# GALILEO LINEAR

**GALILEO LINEAR A830** cod. 340.0708.972 - ducting version  
**GALILEO LINEAR F830** cod. 340.0708.970 - recycling version



FEATURES HOOD	PERFORMANCE HOOD
<b>Finish</b> • Black grid	<b>Speed</b> 1    9    BOOST
<b>Controls</b> Touch slider red digits	<b>Air capacity IEC point</b> 210    450    600
<b>Grease filter</b> Cassettes dishwasher safe	<b>Pressure</b> 270    640    670
<b>Ø of air outlet</b> 220x90 mm	<b>Input</b> 50    170    220
<b>Energy class</b> A+	<b>Noise level</b> 49    67    72
<b>Suction speed</b> 9,96 m/s	



FEATURES INDUCTION HOB	FUNCTIONS INDUCTION HOB
<b>Finish</b> • Black glass	<b>Flexi zones</b> 2
<b>Product dimensions LxW (mm)</b> 830x520	<b>Power setting (stages)</b> 9
<b>Induction zone</b> 4 2 octagonal 210x190 mm (2100W: Boost 3000W) 1 rounded Ø200 (2300W: Boost 3000W) 1 rounded Ø145 (1400: Boost 1850W)	<b>Timer min-max</b> 1-59 min.
<b>Induction zone dimensions (mm)</b> 210x190 single 380x210 flexi	<b>Booster (P)</b> Yes
<b>Controls</b> Touch slider red digits	<b>Auto switch off</b> Yes
<b>Power (W)</b> 7400	<b>Over temperature protection</b> Yes
<b>Voltage (V)</b> 220-240	<b>Over current or voltage abnormality protection</b> Yes
<b>Frequency (HZ)</b> 50/60	<b>Container detection system</b> Yes
	<b>Automatic shutdown protection</b> Yes
	<b>Power On indicator</b> Yes
	<b>Childlock</b> Yes
	<b>Power management</b> Yes

## ADJUSTABLE ABSORPTION SETTING ON 4 POWER LEVELS (KW)

- 2,8    • 4,5
- 3,5    • 7,4

# GALILEO 60

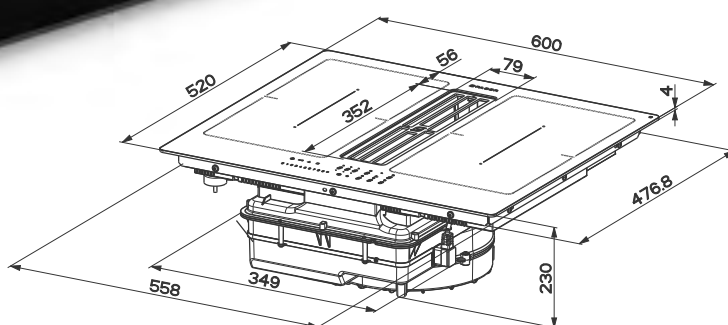




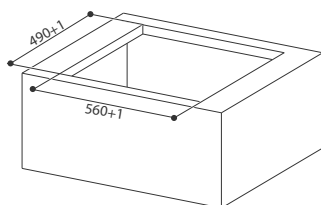




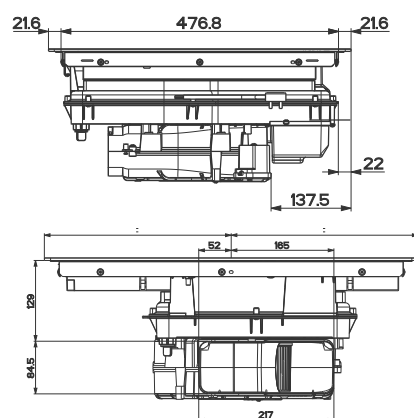
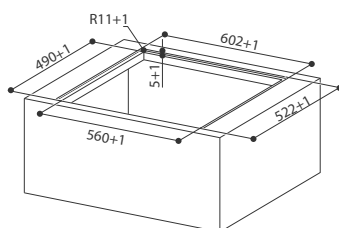
**GALILEO CAN FIT IN 60/70 CM DEEP WORKTOP**



**STANDARD INSTALLATION**



**FLUSH FIT INSTALLATION**



**ALWAYS COMBINE TO GALILEO SMART BK A600  
cod. 340.0627.227 1 OF THE 3 INSTALLATION KIT:**

#### Ducting

cod.112.0540.782



Rear ducting version  
installation



Lateral ducting version  
installation

#### Recycling

cod. 112.0626.657 - 100 mm height plinth  
cod. 112.0626.656 - 60-80 mm height plinth  
cod. 112.0685.046 Rear filtering kit



Front recycling version installation  
60H and H100

**GALILEO SMART BK F600 + KIT  
LL H80 cod. 340.0627.228  
INCLUDES LONG LASTING  
FILTERING KIT**



Front recycling version installation  
H80

ulteriori specifiche nelle sessione accessori

# GALILEO 60

**GALILEO SMART BK F600 + KIT LL H80** cod. 340.0627.228 (integrated recycling kit)

**GALILEO SMART BK A600** cod. 340.0627.227



WATERPROOF



AUTOMATIC  
FUNCTION



BRUSHLESS



BOOST



INTENSIVE  
SPEED



CERAMIC  
FILTER

(versione filtrante)



FEATURES HOOD	PERFORMANCE HOOD										
<b>Finish</b>	<b>Speed</b>										
• Black glass / Steel grid	1	2	3	4	5	6	7	8	9	BOOST	
<b>Controls</b>	<b>Air capacity IEC point</b>										
Touch control	230	270	310	350	380	451	440	470	500	630	
<b>Grease filter</b>	<b>Pressure</b>										
Cassettes dishwasher safe	280	370	500	570	580	590	600	610	620	630	
<b>Ø of air outlet</b>	<b>Input</b>										
220x55 mm	40	50	60	75	85	100	110	115	125	220	
<b>Energy class</b>	<b>Noise level</b>										
A++	49	51	55	57	60	62	63	64	65	71	
<b>Suction speed</b>											
8.8 m/s											



FLEXI  
ZONE



SPACE  
SAVING



BOOST



TIMER



POWER  
MANAGEMENT

FEATURES INDUCTION HOB	FUNCTIONS INDUCTION HOB	
<b>Finish</b>	<b>Flexi zones</b>	2
• Black glass	<b>Power setting (stages)</b>	9
<b>Product dimensions LxW (mm)</b>	<b>Timer min-max</b>	1-59 min.
600x520	<b>Booster (P)</b>	Yes
<b>Induction zone</b>	<b>Auto switch off</b>	Yes
4	<b>Over temperature protection</b>	Yes
2100-3000 W single	<b>Over current or voltage abnormality protection</b>	Yes
3000-3700 W flexi	<b>Container detection system</b>	Yes
<b>Induction zone dimensions (mm)</b>	<b>Automatic shutdown protection</b>	Yes
210x190 single	<b>Power On indicator</b>	Yes
210x390 flexi	<b>Childlock</b>	Yes
<b>Controls</b>	<b>Power management</b>	Yes
Touch control		
<b>Max Power (W)</b>		
7400		
<b>Voltage (V)</b>		
220-240		
<b>Frequency (HZ)</b>		
50/60		

## ADJUSTABLE ABSORPTION SETTING ON 4 POWER LEVELS (KW)

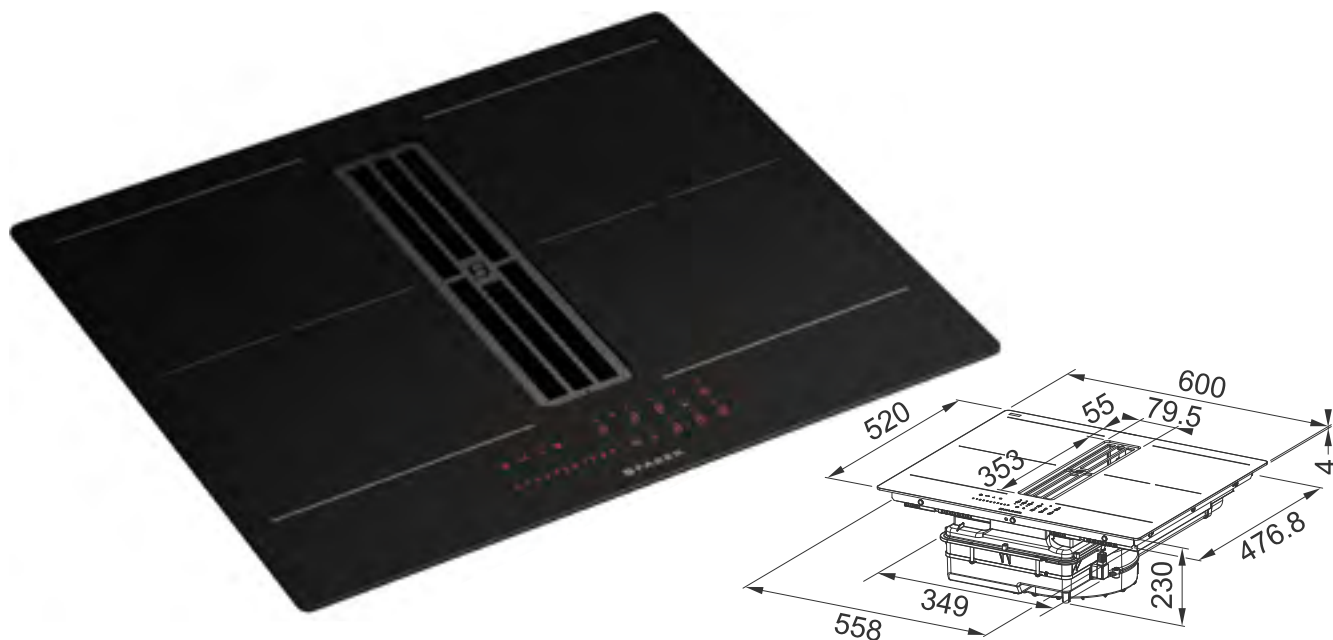
- 2,8
- 3,5
- 4,5
- 7,4

# GALILEO SLIM



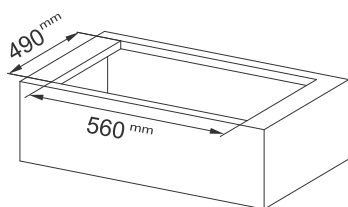





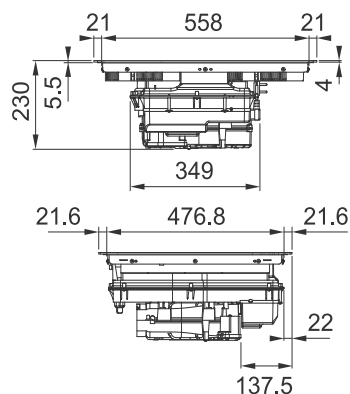
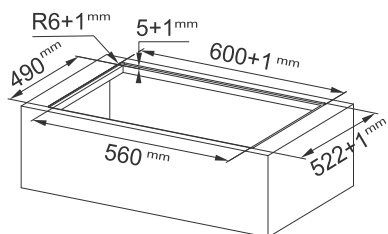


**GALILEO CAN FIT IN 60/70 CM DEEP WORKTOP**

**STANDARD INSTALLATION**



**FLUSH FIT INSTALLATION**



**In the Galileo Slim model, the black grid is always included. Additionally, you have the option to personalize further as the grid is available in five additional stunning colors.**

- 1** 112.0717.358 KIT GRID DARK GREY MATT
- 2** 112.0717.359 KIT GRID TITANIUM MATT
- 3** 112.0717.374 KIT GRID GREY ALUMINIUM MATT
- 4** 112.0717.360 KIT GRID DUSTY BLUE MATT
- 5** 112.0717.361 KIT GRID DUSTY GREEN MATT

#### KIT INSTALLAZIONE:

##### Ducting



Lateral ducting version installation  
**cod. 112.0711.356**

##### Recycling



Rear ducting version installation  
included in the recycling version  
cod. 340.0708.974



Front recycling version installation/ plinth min. 60H  
**cod. 112.0711.988**



Lateral recycling version installation/ plinth min. 70H  
**cod. 112.0711.987**

# GALILEO SLIM

**GALILEO SLIM A600** cod. 340.0708.975 - ducting version  
**GALILEO SLIM F600** cod. 340.0708.974 - recycling version



FEATURES HOOD	PERFORMANCE HOOD
<b>Finish</b> • Metal grid (5 different colour)	<b>Speed</b> 1    9    BOOST
<b>Controls</b> Touch slider red digits	<b>Air capacity IEC point</b> 230   500   630
<b>Grease filter</b> Cassettes dishwasher safe	<b>Pressure</b> 280   620   630
<b>Ø of air outlet</b> 220x55 mm	<b>Input</b> 40    170   220
<b>Energy class</b> A+	<b>Noise level</b> 49    68    73
<b>Suction speed</b> 9,10 m/s	



FEATURES INDUCTION HOB	FUNCTIONS INDUCTION HOB
<b>Finish</b> • Black glass	<b>Flexi zones</b> 2
<b>Product dimensions LxW (mm)</b> 600x520	<b>Power setting (stages)</b> 9
<b>Induction zone</b> 4 octagonal: 210x190 mm (2100W - Boost 3000W)	<b>Timer min-max</b> 1-59 min.
<b>Induction zone dimensions (mm)</b> 210x190 single 380x210 flexi	<b>Booster (P)</b> Yes
<b>Controls</b> Touch slider red digit	<b>Auto switch off</b> Yes
<b>Power (W)</b> 7400	<b>Over temperature protection</b> Yes
<b>Voltage (V)</b> 220-240	<b>Over current or voltage abnormality protection</b> Yes
<b>Frequency (HZ)</b> 50/60	<b>Container detection system</b> Yes
	<b>Automatic shutdown protection</b> Yes
	<b>Power On indicator</b> Yes
	<b>Childlook</b> Yes
	<b>Power management</b> Yes

## ADJUSTABLE ABSORPTION SETTING ON 4 POWER LEVELS (KW)

- 2,8    • 4,5
- 3,5    • 7,4





# AIR TREATMENT

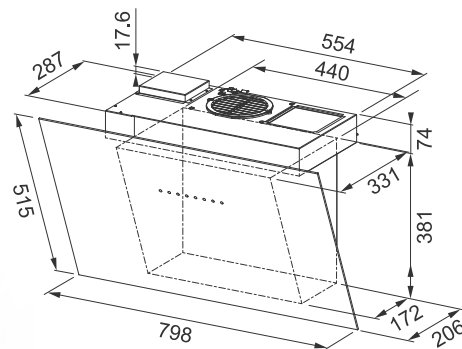
AIR HUB CEILING	99
AIR HUB VERTICAL	98
K-AIR	103



# AIR HUB VERTICAL







# AIR HUB VERTICAL

AIR HUB VERTICAL BK F80 cod. 330.0676.814



UV-C LAMP



SOUND PRO



REMOTE  
BLOWER  
(optional)



INTENSIVE  
SPEED



DELAY 30



HOUR 24



FILTER ALARM



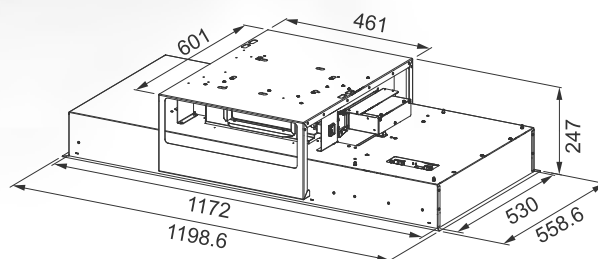
CARBONI ATTIVI  
INCLUSI



LED LIGHT



FEATURES	PERFORMANCE	ACCESSORIES
<b>Finish</b> • Black glass	<b>Speed</b> 1 2 3 INT	<b>Cod. 112.0674.373</b> Ducting kit Air Hub Vertical
<b>Controls</b> Touch control	<b>Air capacity IEC point</b> 300 430 620 770	<b>Cod. 112.0157.240</b> F8 Charcoal filter
<b>Lighting</b> 2 LED lights	<b>Pressure</b> 460 550 590 600	<b>Cod. 112.0158.127</b> FHP8 Charcoal filter High Performance
<b>Grease filter</b> Cassettes dishwasher safe	<b>Input</b> 150 200 240 250	<b>Cod. 112.0185.278</b> FLL8 Charcoal filter Long Lasting
<b>Ø of air outlet</b> 150 mm	<b>Noise level</b> 48 56 63 68	
<b>Width</b> 800 mm		
<b>Energy class</b> A+		



# AIR HUB CEILING

HEAVEN LIGHT PRO A120 X AH cod. 350.0680.092



FABER CLOUD



UV-C LAMP



K-LINK



PERIMETER ASPIRATION



INTENSIVE SPEED



DELAY 30



HOUR 24



FILTER ALARM



REMOTE CONTROL



LED LIGHT



FEATURES	PERFORMANCE	ACCESSORIES
<b>Finish</b>	<b>Speed</b>	<b>Cod. 112.0471.608</b>
• Stainless steel	1 2 3 INT BOOST	
<b>Controls</b>	<b>Air capacity IEC point</b>	F18-90 Charcoal filter
Electronic Led	190 350 400 530 700	
<b>Lighting</b>	<b>Pressure</b>	
2 LED lights	160 480 490 500 510	
<b>Grease filter</b>	<b>Input</b>	
Cassettes dishwasher safe	15 60 85 220 250	
<b>Ø of air outlet</b>	<b>Noise level</b>	
150 mm	43 58 60 66 72	
<b>Width</b>		
1200		
<b>Energy class</b>		
A+		



K-AIR





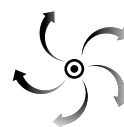
# K-AIR

## TECHNOLOGICAL PLUS



### MOBILE APP VIA FABER CLOUD

Mobile APP via Faber Cloud keeps you informed through the dedicated app when it reaches unsafe conditions, allowing remote control too.



### AIR QUALITY INDICATOR

constantly monitors Indoor Air Quality in your kitchen.



### AUTO FUNCTION

it automatically sets and controls the aspiration phase to remove pollution and restore fresh air in your kitchen.




### RECIPES PLAY VIDEO

Full web browser and audio di users. Hear your favourite music or cooking assistant THROUGH (non true!) video recipes.



### FULLY INTEGRATED WHIT AMAZON ALEXA

Use voice control to switch on/off the hood, set aspiration level and control the lights.



### CONNECTED TO YOUR HOME ADDITIONAL DEVICE

Connect your wi-fi / IP remote cameras. Always visible directly into your hood monitor.



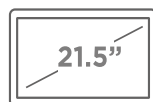
### MULTIPLE TIMER

Multiple Timer management.



### SHOW YOUR FAVORITE

Your favourite picture slideshow in the Kitchen.



### TOUCH MONITOR 21.5

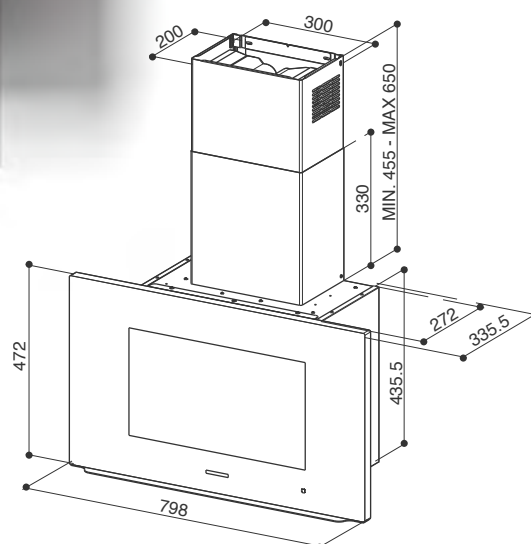
21.5 inches touch display.



### TUNABLE WHITE

Set dimmerable white LED intensity.



CHIMNEY  
INCLUDED

# K-AIR

K-AIR TOUCH KL A80 cod. 330.0615.671

FABER  
CLOUDAIR QUALITY  
SENSOR

K-LINK



SOUND PRO

INTENSIVE  
SPEED

DELAY 30



HOUR 24

TUNABLE  
WHITEREMOTE  
CONTROL  
(optional)LED LIGHT  
DIMMER

LED LIGHT



FEATURES	PERFORMANCE	ACCESSORIES
<b>Finish</b>	<b>Speed</b> 1 2 3 INT	<b>Cod. 112.0157.240</b>
• Black glass	<b>Air capacity IEC point</b> 280 400 580 740	F8 Charcoal filter
<b>Controls</b>	<b>Pressure</b> 450 510 550 560	<b>Cod. 112.0158.127</b>
Touch control	<b>Input</b> 150 200 240 250	FHP8 Charcoal filter High Performance
<b>Lighting</b>	<b>Noise level</b> 48 55 62 67	<b>Cod. 112.0185.278</b>
LED lights		FLL8 Charcoal filter Long Lasting
<b>Grease filter</b>		<b>Cod. 112.0676.782</b>
Cassettes dishwasher safe		Remote control
<b>Ø of air outlet</b>		<b>Cod. 112.0252.439</b>
150 / 120 mm		Recycling version kit WH
<b>Width</b>		<b>Cod. 112.0252.442</b>
800 mm		Recycling version kit BK
<b>Energy class</b>		
A		







# WALL


BEAT WALL	113	PREMIO CORNER/SP	181
BEAT XL WALL	109	PURE BLACK	127
BELLA SILENCE	174	RANCH	204
CHLOÈ	191	RANCH CORNER	205
CHLOÈ XL	193	RAY	180
CYLINDRA	185	SOFT EDGE	131
CYLINDRA GLOSS PLUS	184	SOLARIS	183
DAISY PLUS	165	STILO CORNER	182
ECLIPSE	186	STILO COMFORT	175
FOOD SET	198	STILO DX-SX	178
GLAM-FIT	153	STILO GLASS SMART	176
GLAM FIT ZERO DRIP	143	STILO SMART	177
GLAM FIT ZERO DRIP PLUS	135	T-DARK	173
GLAM-LIGHT	157	TALÌKA	147
GLAM LIGHT ZERO DRIP	141	TENDER	200
GLAM LIGHT ZERO DRIP PLUS	137	THEA	197
GREXIA	161	TRUE BLACK	126
KIT MENSOLA	199	TRUE DOUBLE BLACK	123
LITHOS	187	TWEET	164
MODULAR	119	VALUE	201
NICE	179	VEIL	149
ONYX-T	169	WEST	203

# BEAT XL WALL









NEW

Dark Forest

**FABER**  
FRANKE'S AIR EXPERT

70  
YEARS

Black matt



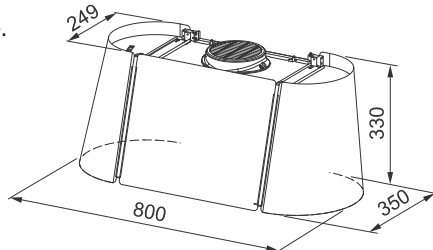
White matt



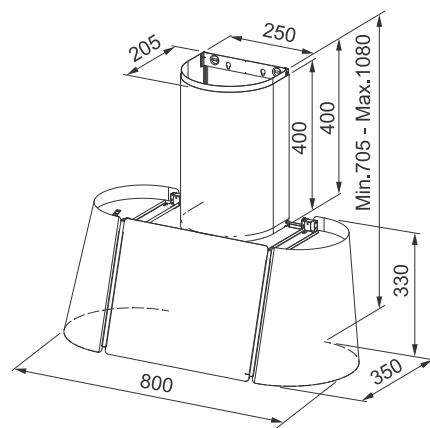
The Beat XL Wall hood is supplied without a chimney. Purchase the accessory separately for exhaust mode installation.

## DESIGN TAKES CENTRE STAGE

The new Beat XL Wall seamlessly combines the proportions of the 80 cm XL version, with the practicality of a wall-mounted installation. Ideal for those looking for a strong visual impact, the Beat XL Wall is a spectacular element that furnishes with style, enhancing the kitchen with its presence, without any sacrifice of the design appearance.



Version without chimney.



Version with chimney.  
Please note that the chimney is sold separately.

WALL

# BEAT XL WALL

**BEAT XL WALL BK MATT F80** cod. 335.0729.327

**BEAT XL WALL WH MATT F80** cod. 335.0729.326

**BEAT XL WALL DF/BK MATT KL F80** cod. 335.0740.251\*



CARATTERISTICHE	PERFORMANCE	ACCESSORIES
<b>Finish</b>	<b>Speed</b> 1 2 3 BOOST	<b>Cod. 112.0729.875</b>
• Black matt • White matt • Dark Forest / Black matt	<b>Air capacity IEC point</b> 250 390 570 720	Kit Chimney Beat XL Wall Black matt
<b>Comandi</b>	<b>Pressure</b> 490 570 600 610	<b>Cod. 112.0729.876</b>
Touch Metal	<b>Input</b> 150 200 240 250	Kit Chimney Beat XL Wall White matt
<b>Lighting</b>	<b>Noise level</b> 47 54 63 68	<b>Cod. 112.0741.602</b>
LED light bar		Kit Chimney Beat XL Wall Dark Forest
<b>Grease filter</b>		<b>Cod. 112.0676.782</b>
Cassettes dishwasher safe		Remote control
<b>Ø of air outlet</b>		<b>Cod. 112.0185.278</b>
150/120 mm		FLL8 Charcoal filter Long Lasting
<b>Width</b>		<b>Cod. 112.0158.127</b>
800 mm		FHP8 Cartuccia carbone attivo High Performance
<b>Energy class</b>		<b>Cod. 112.0157.240</b>
A		F8 Charcoal filter

# BEAT WALL









NEW

Dark Forest

**FABER** 70  
FRANKE'S AIR EXPERT YEARS

Black matt

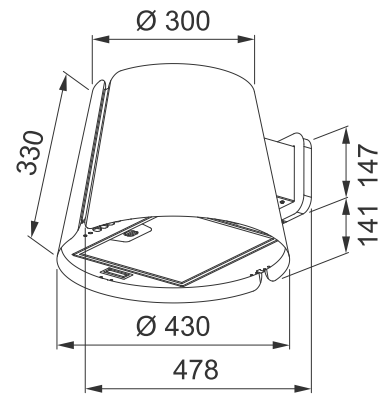


White matt



## EVERYDAY ELEGANCE.

The Beat Wall hood is a perfect marriage of freshness and compact dimensions. The shades of matt black and white, alternated with the steel finishes, lend a touch of elegance to everyday moments.



WALL

# BEAT WALL

**BEAT WALL F42 BK MATT** cod. 335.0689.673  
**BEAT WALL F42 WH MATT** cod. 335.0689.675

**BEAT WALL F42 DF/BK MATT** cod. 335.0740.239



SOUND PRO



INTENSIVE SPEED



CARBONI ATTIVI INCLUSI



LED LIGHT



FEATURES	PERFORMANCE	ACCESSORIES
<b>Finish</b> <ul style="list-style-type: none"> <li>• Black matt</li> <li>• White matt</li> <li>• Dark Forest / Black matt</li> </ul>	<b>Speed</b> 1   2   3   INT	<b>Cod. 112.0157.240</b> F8 Charcoal filter
<b>Controls</b> Electronic	<b>Air capacity IEC point</b> 270 410 580 740	<b>Cod. 112.0158.127</b> FHP8 Charcoal filter High Performance
<b>Lighting</b> 2 LED lights	<b>Pressure</b> 450 540 570 580	<b>Cod. 112.0185.278</b> FLL8 Charcoal filter Long Lasting
<b>Grease filter</b> Cassettes dishwasher safe	<b>Input</b> 150 200 240 250	
<b>Ø of air outlet</b> 150 mm	<b>Noise level</b> 53 59 66 70	
<b>Width</b> 478 mm		
<b>Energy class</b> A		

# MODULAR







# FABER MODULAR HOOD

## FLEXIBLE DESIGN FOR KITCHEN PRECISION

To perfect recipes and serve an unforgettable ambience for guests, you need kitchen appliances that go above and beyond. That's why Faber has created the Modular hood offering distinct elegance and a storage solution which can be adapted to your exact needs. A perfect addition to any industrial kitchen.



## DESIGNED FOR YOU

Individual 60cm modules allow you to install the central module featuring hood, as well as your choice of additional shelving modules depending on your kitchen specification and desire.

## EMBRACE SPACE

Open smoke-grey glass shelves with Matt Black frames provide a contemporary look for your kitchen and additional storage space, removing need for extra cabinets.

## SWITCHED ON STYLE

Thanks to a flush LED bar complete with touch control and dimmer function, you can ensure perfect illumination of the worktop when cooking and soft light for an intimate atmosphere when entertaining guests.

## POWERFUL PERFORMANCE

Faber modular delivers an exceptional 720 m<sup>3</sup>/h extraction performance in intensive mode and can be installed in extraction and recycling mode to suit your ventilation preferences and kitchen design.





reddot winner 2025

# 1 OPTION

SINGLE HOOD MODULE



# 2 OPTION

SINGLE HOOD MODULE  
+ 1 SHELF MODULE

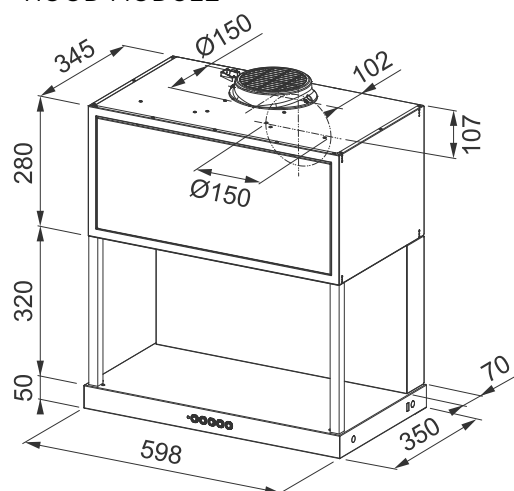


# 3 OPTION

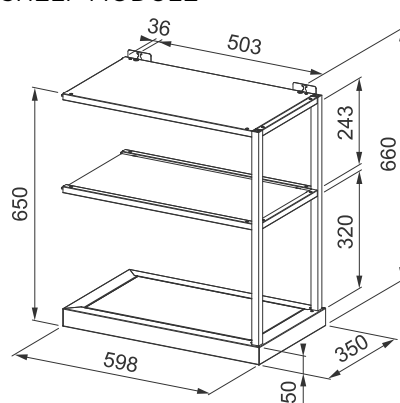
SINGLE HOOD MODULE  
+ 2 SHELVES MODULE



HOOD MODULE



SHELF MODULE



WALL

# MODULAR

MODULAR F60 BK MATT cod. 335.0706.645



SOUND PRO



INTENSIVE SPEED



FILTER ALARM



CHARCOAL FILTER



LED LIGHT DIMMER



LED LIGHT



FEATURES	PERFORMANCE	ACCESSORIES
<b>Finish</b>	<b>Speed</b>	<b>Cod. 112.0706.647</b>
• Black matt	1 2 3 INT	Shelf Module
<b>Controls</b>	<b>Air capacity IEC point</b>	60 cm
Touch control	290 440 620 720	<b>Cod. 112.0157.240</b>
<b>Lighting</b>	<b>Pressure</b>	F8 Charcoal filter
LED light bar	480 540 570 590	<b>Cod. 112.0158.127</b>
<b>Grease filter</b>	<b>Input</b>	FHP8 Charcoal filter High Performance
Cassettes dishwasher safe	150 200 240 250	<b>Cod. 112.0185.278</b>
<b>Ø of air outlet</b>	<b>Noise level</b>	FLL8 Charcoal filter Long Lasting
150 / 120 mm	48 57 64 68	
<b>Width</b>		
600 mm		
<b>Energy class</b>		
A		



# TRUE DOUBLE BLACK



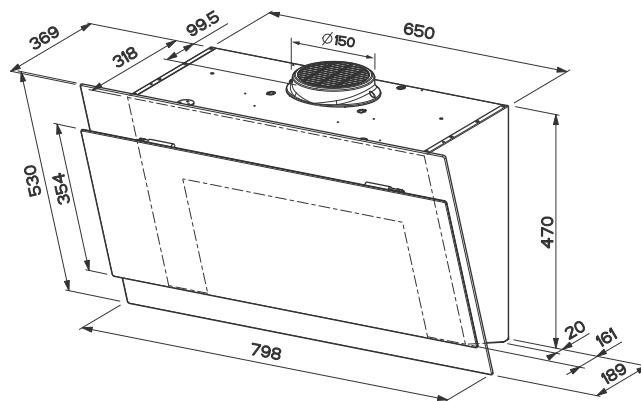






## THE NEW ANGLE ON BLACK.

Enhanced cooking fume extraction, simpler cleaning and maintenance and more light in the cooking area. The new body angle lends this splendid Faber hood considerable advantages, but it's the design that will win you over. There's a strong contrast between glossy black glass rear panel and Matt black front panel, with a sophisticated and highly modern visual effect. With True Double Black, black has double the power.



To be installed at a minimum distance from the hob of 45 cm.

WALL

# TRUE DOUBLE BLACK

TRUE DOUBLE BLACK F80 cod. 330.0697.028



SOUND PRO



REAR OUTLET



DELAY 30



INTENSIVE SPEED



CARBONI ATTIVI INCLUSI



LED LIGHT



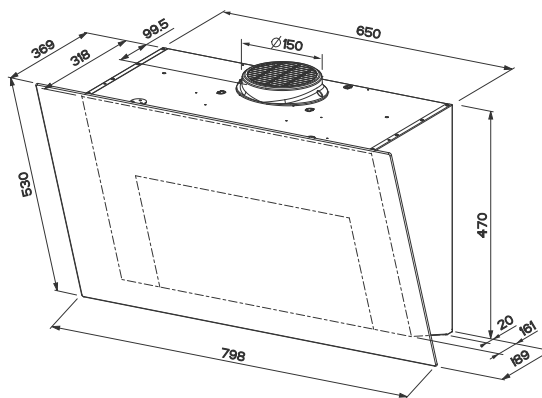
FEATURES	PERFORMANCE	ACCESSORIES
<b>Finish</b> • Black Gloss / Black Matt	<b>Speed</b> 1 2 3 INT	<b>Cod. 112.0157.240</b> F8 Charcoal filter
<b>Controls</b> Touch Control	<b>Air capacity IEC point</b> 270 350 450 790	<b>Cod. 112.0158.127</b> FHP8 Charcoal filter High Performance
<b>Lighting</b> LED	<b>Pressure</b> 450 520 560 600	<b>Cod. 112.0185.278</b> FLL8 Charcoal filter Long Lasting
<b>Grease filter</b> Cassettes dishwasher safe with fall arrest system	<b>Input</b> 160 200 240 270	<b>Cod. 112.0696.899</b> Kit Chimney
<b>Ø of air outlet</b> 150 / 120 mm	<b>Noise level</b> 46 50 56 68	<b>Cod. 112.0696.584</b> Chimney Extension
<b>Width</b> 800 mm		
<b>Energy class</b> A+		



TRUE BLACK







To be installed at a minimum distance from the hob of 45 cm.

# TRUE BLACK

TRUE BLACK F80 cod. 330.0697.027



SOUND PRO



REAR OUTLET



DELAY 30



INTENSIVE SPEED



CARBONI ATTIVI INCLUSI

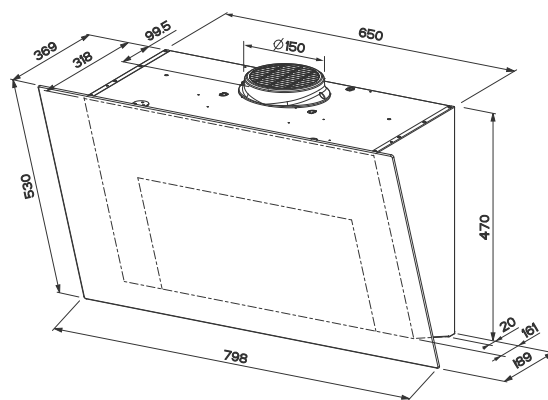


LED LIGHT



FEATURES	PERFORMANCE	ACCESSORIES
<b>Finish</b> • Black Gloss	<b>Speed</b> 1 2 3 INT	<b>Cod. 112.0157.240</b> F8 Charcoal filter
<b>Controls</b> Touch Control	<b>Air capacity IEC point</b> 270 360 460 790	<b>Cod. 112.0158.127</b> FHP8 Charcoal filter High Performance
<b>Lighting</b> LED lights	<b>Pressure</b> 450 520 560 600	<b>Cod. 112.0185.278</b> FLL8 Charcoal filter Long Lasting
<b>Grease filter</b> Cassettes dishwasher safe with fall arrest system	<b>Input</b> 160 200 240 270	<b>Cod. 112.0696.899</b> Kit Chimney
<b>Ø of air outlet</b> 150 / 120 mm	<b>Noise level</b> 53 55 59 69	<b>Cod. 112.0696.584</b> Chimney Extension
<b>Width</b> 800 mm		
<b>Energy class</b> A		

Sometimes it's the details that really bring out a unique personality, as with our True Black. Embellished with a Matt black element that highlights the controls in the front panel and the Faber logo, it's a hood with standout visual appeal and functionality. The body angle lends it enhanced cooking fume extraction, simpler cleaning and maintenance and more light for the hob. The functional side of tone-on-tone.



WALL

To be installed at a minimum distance from the hob of 45 cm.

# PURE BLACK

PURE BLACK F80 cod. 330.0697.024



FEATURES	PERFORMANCE	ACCESSORIES
<b>Finish</b> • Black Gloss	<b>Speed</b> 1 2 3 INT	<b>Cod. 112.0157.240</b> F8 Charcoal filter
<b>Controls</b> Ghost Touch	<b>Air capacity IEC point</b> 270 360 460 790	<b>Cod. 112.0158.127</b> FHP8 Charcoal filter High Performance
<b>Lighting</b> LED lights	<b>Pressure</b> 450 520 560 600	<b>Cod. 112.0185.278</b> FLL8 Charcoal filter Long Lasting
<b>Grease filter</b> Cassettes dishwasher safe with fall arrest system	<b>Input</b> 160 200 240 270	<b>Cod. 112.0696.899</b> Kit Chimney
<b>Ø of air outlet</b> 150 / 120 mm	<b>Noise level</b> 53 55 59 69	<b>Cod. 112.0696.584</b> Chimney Extension
<b>Width</b> 800 mm		
<b>Energy class</b> A		

The true essence of black. Enjoy the fullness of minimalism thanks to the hidden touch controls on the glass and a glossy, extremely elegant and seamless surface. But Pure Black isn't just exquisitely refined: the body angle allows enhanced cooking fume extraction, simpler cleaning and maintenance and more light. What's more, it tells you when the grease filter needs cleaning and the odour filter needs replacing through the filter maintenance light. Pure elegance.



# SOFT EDGE





Nero Ingo

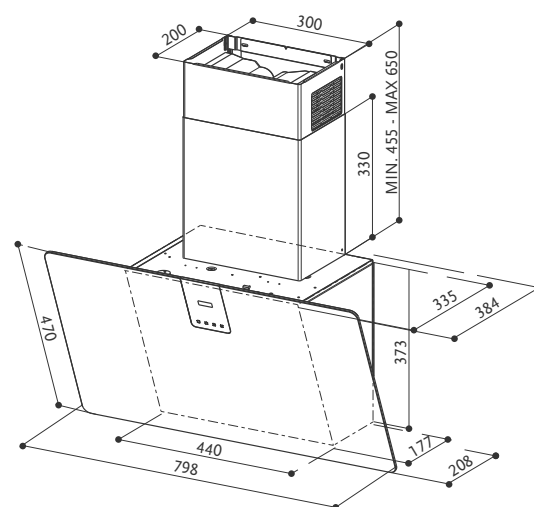


Bianco Kos  
Chimney finish: white



Grigio Londra  
Chimney finish: black





To be installed at a minimum distance from the hob of 50 cm.

WALL

# SOFT EDGE

**SOFT EDGE GRIGIO LONDRA A80** cod. 330.0597.527

**SOFT EDGE BIANCO KOS A80** cod. 330.0597.528

**SOFT EDGE NERO INGO A80** cod. 330.0597.526



SOFT TOUCH



SOUND PRO



INTENSIVE  
SPEED



ANTITOUCH



LED LIGHT



FEATURES	PERFORMANCE	ACCESSORIES
<b>Finish</b> <ul style="list-style-type: none"> <li>• FENIX NTM Grigio Londra</li> <li>• FENIX NTM Bianco Kos</li> <li>• FENIX NTM Nero Ingo</li> </ul>	<b>Speed</b> 1   2   3   INT <b>Air capacity IEC point</b> 300 430 620 770 <b>Pressure</b> 460 550 590 600 <b>Input</b> 150 200 240 250 <b>Noise level</b> 48 56 63 68	<b>Cod. 112.0157.240</b> F8 Charcoal filter <b>Cod. 112.0252.439</b> Recycling version kit WH <b>Cod. 112.0252.442</b> Recycling version kit BK <b>Cod. 112.0158.127</b> FHP8 Charcoal filter High Performance <b>Cod. 112.0185.278</b> FLL8 Charcoal filter Long Lasting
<b>Controls</b> Touch control		
<b>Lighting</b> LED		
<b>Grease filter</b> Cassettes dishwasher safe		
<b>Ø of air outlet</b> 150 / 120 mm		
<b>Width</b> 800 mm		
<b>Energy class</b> A+		



# GLAM FIT ZERO DRIP PLUS





Black glass matt  
Chimney finish: black



Sand glass matt  
Chimney finish: white



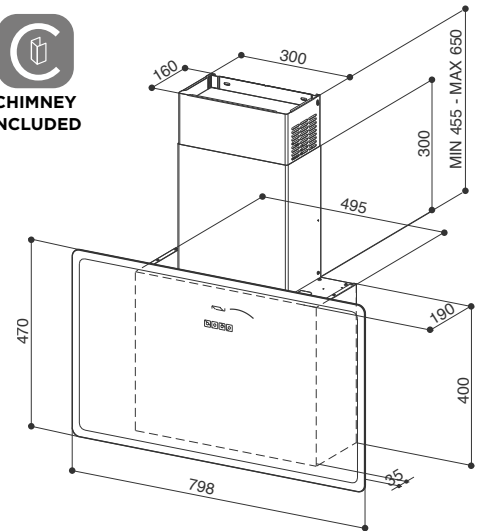
Dusty blue glass matt  
Chimney finish: white



## ELEGANCE AND DESIGN

Simply touch the exclusive "Zero Drip" button to activate the heaters located on the glass and inside the hood and actively prevent the formation of droplets of condensation, even in long cooking sessions.

The special matte surface and glossy details add an accent of elegant design in the best contemporary style.



# GLAM FIT ZERO DRIP PLUS

GLAM FIT ZERO DRIP PLUS SAND M A80 cod. 330.0615.736

GLAM FIT ZERO DRIP PLUS DB M A80 cod. 330.0615.737

GLAM FIT ZERO DRIP PLUS BK M KL A80 cod. 330.0615.738\*



ZERO DRIP



NAUTILUS



INTENSIVE SPEED



ANTITOUCH



LED LIGHT



FEATURES	PERFORMANCE	ACCESSORIES
<b>Finish</b> • Sand glass matt • Dusty blue glass matt • Black glass matt	<b>Speed</b> 1 2 3 INT <b>Air capacity IEC point</b> 180 270 390 530 <b>Pressure</b> 320 460 540 630 <b>Input</b> 100 110 115 125 <b>Noise level</b> 54 57 67 74	<b>Cod. 112.0540.783</b> F22 Charcoal filter
<b>Controls</b> Touch control		
<b>Lighting</b> 2 LED		
<b>Grease filter</b> Cassettes dishwasher safe		
<b>Ø of air outlet</b> 150 / 120 mm		
<b>Width</b> 800 mm		
<b>Energy class</b> A		



Black glass matt  
Chimney finish: black



Sand glass matt  
Chimney finish: white




Dusty blue glass matt  
Chimney finish: white



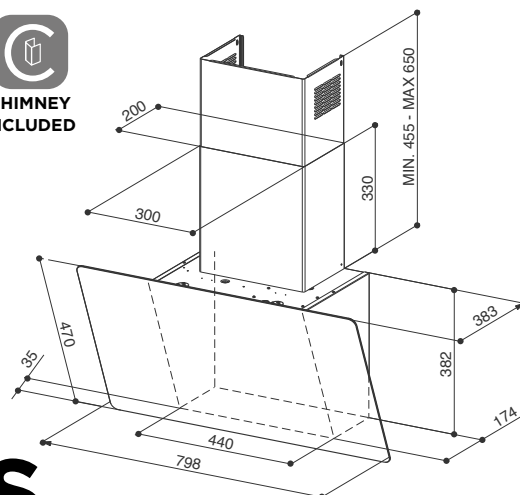
## ELEGANCE AND DESIGN

Simply touch the exclusive "Zero Drip" button to activate the heaters located on the glass and inside the hood and actively prevent the formation of droplets of condensation, even in long cooking sessions.

The special matte surface and glossy details add an accent of elegant design in the best contemporary style.



CHIMNEY INCLUDED



WALL

# GLAM LIGHT ZERO DRIP PLUS

GLAM LIGHT ZERO DRIP PLUS S M A80 cod. 330.0615.681

GLAM LIGHT ZERO DRIP PLUS DB M A80 cod. 330.0615.734

GLAM LIGHT ZERO DRIP PLUS BK M KL A80 cod. 330.0615.735\*



ZERO DRIP



SOUND PRO



INTENSIVE SPEED



ANTITOUCH



LED LIGHT



FEATURES	PERFORMANCE	ACCESSORIES
<b>Finish</b> • Sand glass matt • Dusty blue glass matt • Black glass matt	<b>Speed</b> 1 2 3 INT <b>Air capacity IEC point</b> 290 420 600 740 <b>Pressure</b> 450 540 560 580 <b>Input</b> 150 200 240 250 <b>Noise level</b> 48 56 63 68	<b>Cod. 112.0157.240</b> F8 Charcoal filter <b>Cod. 112.0158.127</b> FHP8 Charcoal filter High Performance <b>Cod. 112.0185.278</b> FLL8 Charcoal filter Long Lasting <b>Cod. 112.0252.439</b> Recycling version kit WH <b>Cod. 112.0252.442</b> Recycling version kit BK
<b>Controls</b> Touch control		
<b>Lighting</b> LED lights		
<b>Grease filter</b> Cassettes dishwasher safe		
<b>Ø of air outlet</b> 150 / 120 mm		
<b>Width</b> 800 mm		
<b>Energy class</b> A		

# GLAM LIGHT ZERO DRIP







Sand glass  
Chimney finish: white



Dusty blue glass  
Chimney finish: white

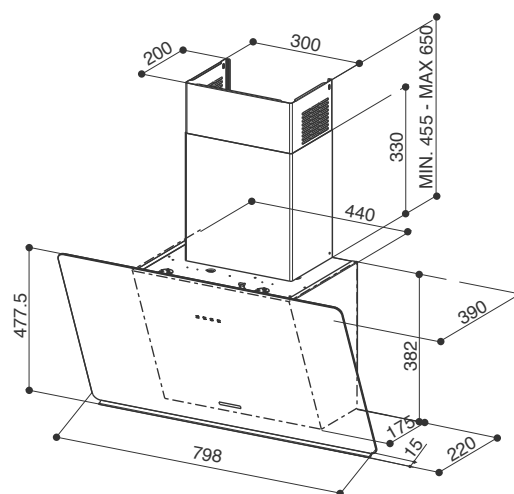


Black glass  
Chimney finish: black





Zero Drip technology guarantees an effective anti-drip action in daily use by using a special aluminium element to collect the condensation that may form on the surface of the hood during cooking sessions.



WALL

# GLAM LIGHT ZERO DRIP

**GLAM LIGHT ZERO DRIP SAND A80** cod. 330.0615.674

**GLAM LIGHT ZERO DRIP DB A80** cod. 330.0615.675

**GLAM LIGHT ZERO DRIP BK A80** cod. 330.0615.676



ZERO DRIP

SOUND PRO

INTENSIVE SPEED

LED LIGHT



FEATURES	PERFORMANCE	ACCESSORIES
<b>Finish</b> • Sand glass • Dusty blue glass • Black glass	<b>Speed</b> 1 2 3 INT <b>Air capacity IEC point</b> 320 490 640 750 <b>Pressure</b> 390 490 640 750 <b>Input</b> 130 165 210 250 <b>Noise level</b> 49 58 64 67	<b>Cod. 112.0157.240</b> F8 Charcoal filter <b>Cod. 112.0252.439</b> Recycling version kit WH <b>Cod. 112.0252.442</b> Recycling version kit BK <b>Cod. 112.0158.127</b> FHP8 Cartuccia carbone attivo High Performance <b>Cod. 112.0185.278</b> FLL8 Charcoal filter Long Lasting
<b>Controls</b> Touch control		
<b>Lighting</b> LED lights		
<b>Grease filter</b> Cassettes dishwasher safe		
<b>Ø of air outlet</b> 150 / 120 mm		
<b>Width</b> 800 mm		
<b>Energy class</b> B		

Sand glass  
Chimney finish: white



Black glass  
Chimney finish: black

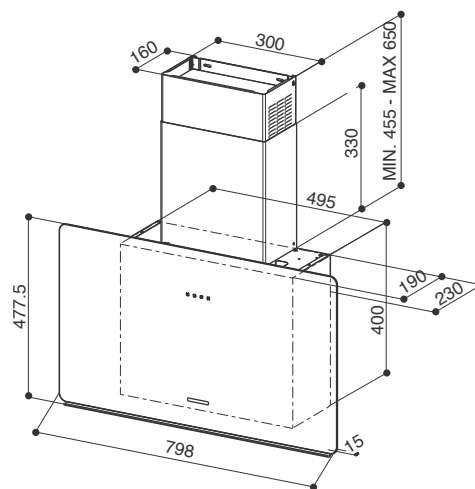


Dusty blue glass  
Chimney finish: white





Zero Drip technology guarantees an effective anti-drip action in daily use by using a special aluminium element to collect the condensation that may form on the surface of the hood during some cooking phases.



WALL

# GLAM FIT ZERO DRIP

**GLAM FIT ZERO DRIP SAND 80** cod. 330.0615.654

**GLAM FIT ZERO DRIP DB 80** cod. 330.0615.655

**GLAM FIT ZERO DRIP BK 80** cod. 330.0615.657



ZERO DRIP



NAUTILUS



INTENSIVE  
SPEED



LED LIGHT



FEATURES	PERFORMANCE	ACCESSORIES
<b>Finish</b> • Sand glass • Dusty blue glass • Black glass	<b>Speed</b> 1 2 3 INT <b>Air capacity IEC point</b> 190 250 400 570 <b>Pressure</b> 300 450 540 650 <b>Input</b> 100 115 120 125 <b>Noise level</b> 52 58 67 73	<b>Cod. 112.0540.783</b> F22 Charcoal filter
<b>Controls</b> Touch control		
<b>Lighting</b> 2 LED lights		
<b>Grease filter</b> Cassettes dishwasher safe		
<b>Ø of air outlet</b> 150 / 120 mm		
<b>Width</b> 800 mm		
<b>Energy class</b> A		



TALÌKA







Cross titanium - CT



reddot award 2017  
winner



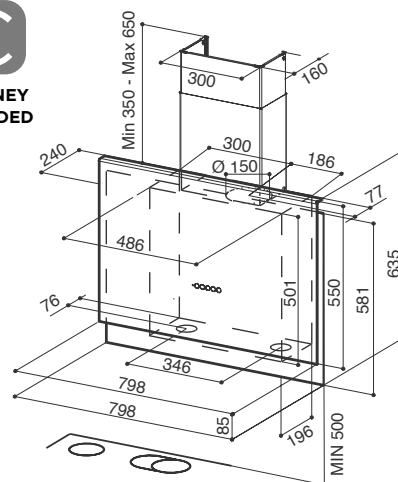
Old copper - OC



## IMPROVING PERFECT IS POSSIBLE!

Faber's famous vertical hood is re-inventing its role as "window over the hob" by adopting the latest Nautilus technology. The new Nautilus blower not only improves performance but makes Talika an even more desirable addition to your kitchen by reducing noise. New comfort from a lightweight, and ultra slim hood now available in new finishes.

Chimney finish:  
RAL Design 000 85 00



To be installed at a minimum  
distance from the hob of 50 cm.

WALL

# TALÌKA

**TALÌKA OC A80** cod. 330.0540.784

**TALÌKA CT A80** cod. 330.0540.785



NAUTILUS



PERIMETER  
ASPIRATION



INTENSIVE  
SPEED



REMOTE  
CONTROL  
(optional)



LED LIGHT



FEATURES	PERFORMANCE	ACCESSORIES
<b>Finish</b> • Old copper • Cross titanium	<b>Speed</b> 1 2 3 INT	<b>Cod. 112.0540.783</b> F22 Charcoal filter
<b>Controls</b> Squarclé touch	<b>Air capacity IEC point</b> 200 300 410 560	<b>Cod. 112.0676.782</b> Remote control
<b>Lighting</b> LED lights	<b>Pressure</b> 360 470 560 650	
<b>Grease filter</b> Cassettes dishwasher safe	<b>Input</b> 100 110 120 135	
<b>Ø of air outlet</b> 150 / 120 mm	<b>Noise level</b> 51 59 66 72	
<b>Width</b> 800 mm		
<b>Energy class</b> A		

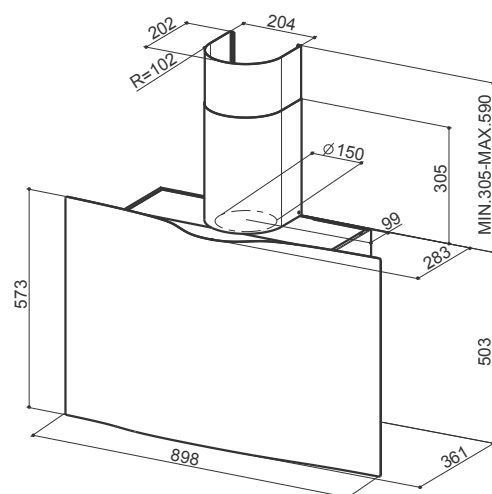


White - chimney finish: stainless steel



Black matt - chimney finish: stainless steel





WALL

# VEIL

**VEIL WH A90** cod. 110.0324.953

**VEIL BK A90** cod. 110.0324.954



SOUND PRO



REMOTE  
BLOWER  
(optional)



INTENSIVE  
SPEED



LED LIGHT



FEATURES	PERFORMANCE	ACCESSORIES
<b>Finitura</b>	<b>Speed</b>	<b>Cod. 112.0157.240</b>
• White	1 2 3 INT	F8 Charcoal filter
• Black matt	<b>Air capacity</b>	<b>Cod. 112.0327.007</b>
<b>Controls</b>	<b>IEC point</b>	ENERGY Remote
Electronic	<b>Pressure</b>	blower kit
<b>Lighting</b>	<b>Input</b>	<b>Cod. 112.0158.127</b>
2 LED lights	<b>Noise level</b>	FHP8 Charcoal
<b>Grease filter</b>		filter High
Cassettes		Performance
dishwasher safe		<b>Cod. 112.0185.278</b>
<b>Ø of air outlet</b>		FLL8 Charcoal filter
150 / 120 mm		Long Lasting
<b>Width</b>		
900 mm		
<b>Energy class</b>		
A+		

GLAM-FIT









Black glass  
800 mm



White glass



550 mm



550 mm



## A VERTICAL HOOD WITH THE LATEST NAUTILUS TECHNOLOGY.

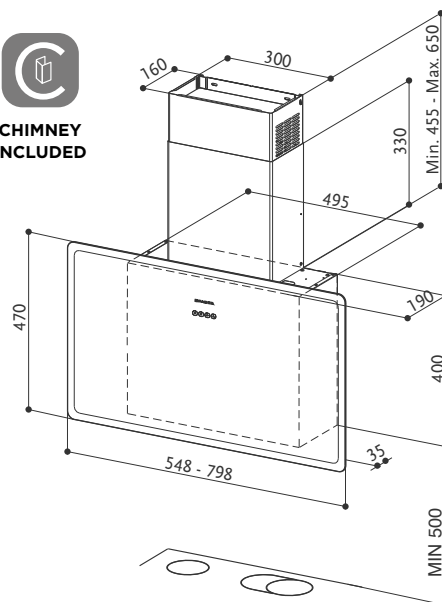
Glamour by name and nature, the Glam-Fit hood is defined by a minimal, contemporary style that shows elegance in every detail.

Its clean, essential lines, complemented by a glass surface and an elegant clear surround, add refinement to any kitchen and conceal Faber's exclusive Nautilus technology.

The first ever completely flat, vertical glass hood, Glam-Fit also features an ultra-thin body of only 15 cm. Impressive performance and miserly consumption place it in energy efficiency class A. Glam-Fit comes in two finishes, black and white, both equally striking and typically Faber. Glam-Fit is also available in a "small" 55 cm version.



**CHIMNEY INCLUDED**



WALL

To be installed at a minimum distance from the hob of 50 cm.

# GLAM-FIT

**GLAM FIT 80 BK** cod. 330.0528.269

**GLAM FIT 55 BK** cod. 330.0528.270

**GLAM FIT 80 WH** cod. 330.0528.302

**GLAM FIT 55 WH** cod. 330.0528.301



NAUTILUS



INTENSIVE SPEED



LED LIGHT



FEATURES	PERFORMANCE	ACCESSORIES
<b>Finish</b> • Black glass • White glass	<b>Speed</b> 1 2 3 INT	<b>Cod. 112.0540.783</b> F22 Charcoal filter
<b>Controls</b> Touch control	<b>Air capacity IEC point</b> 190 250 400 570	
<b>Lighting</b> 2 LED lights	<b>Pressure</b> 300 450 540 650	
<b>Grease filter</b> Cassettes dishwasher safe	<b>Input</b> 100 115 120 125	
<b>Ø of air outlet</b> 150 / 120 mm	<b>Noise level</b> 52 58 67 73	
<b>Width</b> 550 / 800 mm		
<b>Energy class</b> A		

# GLAM-LIGHT







White/Transparent - WH/T  
chimney finish: white

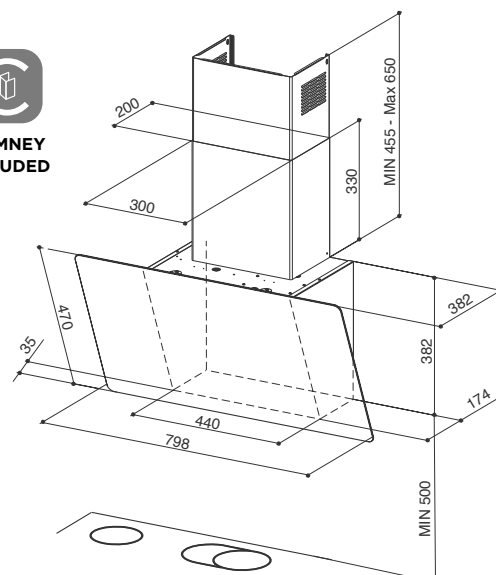


Dark grey/Light grey - DG/LG  
chimney finish: black





CHIMNEY  
INCLUDED



To be installed at a minimum  
distance from the hob of 50 cm.

WALL

# GLAM-LIGHT

GLAM-LIGHT EV8+ DG/LG A80 cod. 110.0456.119

GLAM-LIGHT EV8+ WH/T A80 cod. 110.0456.143



SOUND PRO



INTENSIVE  
SPEED



LED LIGHT



FEATURES	PERFORMANCE	ACCESSORIES
<b>Finish</b>	<b>Speed</b> 1 2 3 INT	<b>Cod. 112.0157.240</b>
• Dark grey glass / Light grey • White glass / Transparent	<b>Air capacity IEC point</b> 300 430 620 770	F8 Charcoal filter
<b>Controls</b>	<b>Pressure</b> 460 550 590 600	<b>Cod. 112.0252.439</b>
Touch control	<b>Input</b> 150 200 240 250	Recycling version kit WH
<b>Lighting</b>	<b>Noise level</b> 48 56 63 68	<b>Cod. 112.0252.442</b>
LED lights		Recycling version kit BK
<b>Grease filter</b>		<b>Cod. 112.0158.127</b>
Cassettes dishwasher safe		FHP8 Charcoal filter High Performance
<b>Ø of air outlet</b>		<b>Cod. 112.0185.278</b>
150 / 120 mm		FLL8 Charcoal filter Long Lasting
<b>Width</b>		
800 mm		
<b>Energy class</b>		
A+		

GREXIA







Dark grey stoneware

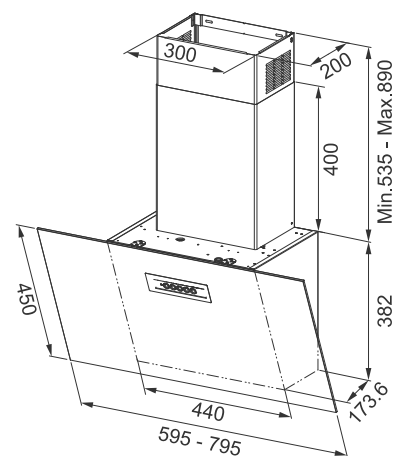


Light grey stoneware





CHIMNEY  
INCLUDED



WALL

To be installed at a minimum  
distance from the hob of 50 cm.

# GREXIA

GREXIA GRES DG A60 cod. 330.0694.725

GREXIA GRES DG A80 cod. 330.0694.726

GREXIA GRES LG A60 cod. 330.0694.727

GREXIA GRES LG A80 cod. 330.0694.728



PERIMETER  
ASPIRATION



INTENSIVE  
SPEED



REMOTE  
CONTROL  
(optional)



LED LIGHT



FEATURES	PERFORMANCE	ACCESSORIES
<b>Finish</b> • Dark grey stoneware • Light grey stoneware	<b>Speed</b> 1 2 3 INT	<b>Cod. 112.0157.240</b> F8 Charcoal filter
<b>Controls</b> Touch control	<b>Air capacity IEC point</b> 300 460 610 710	<b>Cod. 112.0158.127</b> FHP8 Charcoal filter High Performance
<b>Lighting</b> 2 LED Lighting	<b>Pressure</b> 390 460 500 530	<b>Cod. 112.0185.278</b> FLL8 Charcoal filter Long Lasting
<b>Grease filter</b> Cassettes dishwasher safe	<b>Input</b> 130 165 210 250	<b>Cod. 112.0676.782</b> Remote control
<b>Ø of air outlet</b> 150 / 120 mm	<b>Noise level</b> 51 59 64 67	
<b>Width</b> 600 / 800 mm		
<b>Energy class</b> B		

TWEET



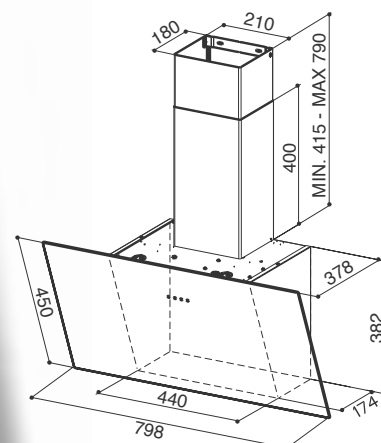






CHIMNEY  
INCLUDED

Black glass



To be installed at a minimum  
distance from the hob of 50 cm.

# TWEET

**TWEET EV8 LED BK A80** cod. 330.0529.666

**TWEET EV8 LED WH A80** cod. 330.0529.667



SOUND PRO



INTENSIVE  
SPEED



LED LIGHT

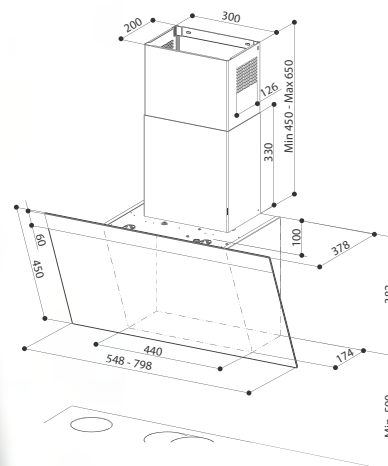


FEATURES	PERFORMANCE	ACCESSORIES
<b>Finish</b>	<b>Speed</b> 1 2 3 INT	<b>Cod. 112.0157.240</b>
• Black glass • White glass	<b>Air capacity IEC point</b> 300 460 610 710	F8 Charcoal filter
<b>Controls</b>	<b>Pressure</b> 390 460 500 530	<b>Cod. 112.0158.127</b>
Touch control	<b>Input</b> 130 165 210 250	FHP8 Charcoal filter High Performance
<b>Lighting</b>	<b>Noise level</b> 51 59 64 67	<b>Cod. 112.0252.439</b>
2 LED lights		Recycling version kit WH
<b>Grease filter</b>		<b>Cod. 112.0252.442</b>
Cassettes dishwasher safe		Recycling version kit BK
<b>Ø of air outlet</b>		<b>Cod. 112.0185.278</b>
150 / 120 mm		FLL8 Charcoal filter Long Lasting
<b>Width</b>		
800 mm		
<b>Energy class</b>		
B		

White glass



Black glass



To be installed at a minimum distance from the hob of 50 cm.

WALL

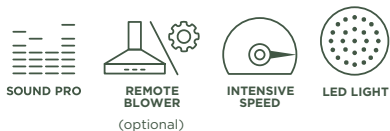
# DAISY PLUS

DAISY + BK A55 cod. 330.0612.373

DAISY + BK A80 cod. 330.0612.374

DAISY + WH A55 cod. 330.0612.375

DAISY + WH A80 cod. 330.0612.371



FEATURES	PERFORMANCE	ACCESSORIES
<b>Finish</b> • Black glass • White glass	<b>Speed</b> 1 2 3 INT <b>Air capacity IEC point</b> 300 430 620 770 <b>Pressure</b> 460 550 590 600 <b>Input</b> 150 200 240 250 <b>Noise level</b> 48 56 63 68	<b>Cod. 112.0327.007</b> ENERGY Remote blower kit <b>Cod. 112.0157.240</b> F8 Charcoal filter <b>Cod. 112.0327.632</b> Recycling version kit X <b>Cod. 112.0158.127</b> FHP8 Charcoal filter High Performance <b>Cod. 112.0185.278</b> FLL8 Charcoal filter Long Lasting
<b>Controls</b> Touch control		
<b>Lighting</b> 2 LED lights		
<b>Grease filter</b> Cassettes dishwasher safe		
<b>Ø of air outlet</b> 150 / 120 mm		
<b>Width</b> 550 / 800 mm		
<b>Energy class</b> A+		

White glass



ONYX-T



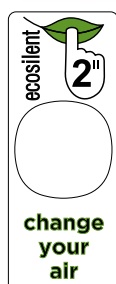
DON'T WORRY  
EVERYTHING  
IS GOING  
TO BE  
AMAZING.





WALL





**A++**  
**52 DB(A) MAX CAPACITY**

**ECO FUNCTION:**  
change of air with minimum  
consumption and maximum  
silence.

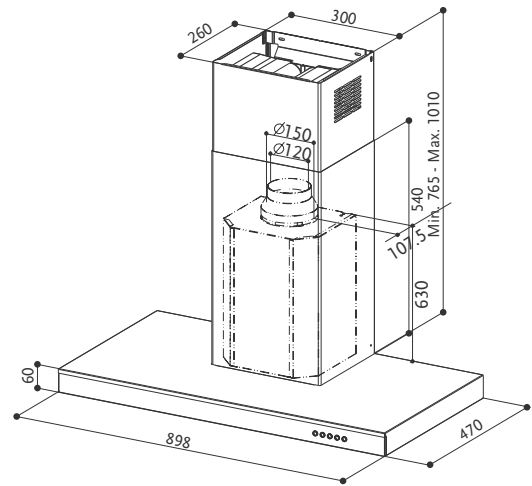
## AS SILENT AND PRECIOUS AS PURE AIR

Onyx-T is the quietest of all T-Shape hoods and guaranteed to surprise which allows an ultra silent mode. The hood's stylish design conceals FABER's exclusive SIL & STILL technology which allows functioning in ultra-silent mode at a sound level of less than 40 dB(A). Maximum comfort, minimum energy consumption and complete freedom to enjoy your home thanks to a special function that continuously exchanges air.

This Eco function switches off automatically after 24 hours.

What more can we say?

Faber technology leaves you speechless!



WALL

# ONYX-T

ONYX-T X/V A90 cod. 325.0541.070



SIL & STILL



BRUSHLESS



SOUND PRO



BOOST



INTENSIVE  
SPEED



REMOTE  
CONTROL  
(optional)



LED LIGHT



FEATURES	PERFORMANCE	ACCESSORIES
<b>Finish</b>	<b>Speed</b> 1 2 3 INT BOOST	<b>Cod. 112.0157.243</b>
• Stainless steel / Black Glass		
<b>Controls</b>	<b>Air capacity IEC point</b> 260 310 370 590 740	F9 Charcoal filter
Square touch	<b>Pressure</b> 480 490 510 540 550	<b>Cod. 112.0676.782</b>
<b>Lighting</b>	<b>Input</b> 60 70 80 90 170	Remote control
LED light	<b>Noise level</b> 44 48 51 62 67	<b>Cod. 112.0185.276</b>
<b>Grease filter</b>		FLL9 Charcoal filter Long Lasting
Stainless steel cassettes dishwasher safe		<b>Cod. 112.0626.902</b>
<b>Ø of air outlet</b>		Kit recycling wall t-shape
150 / 120 mm		
<b>Width</b>		
900 mm		
<b>Energy class</b>		
A++		

T-DARK

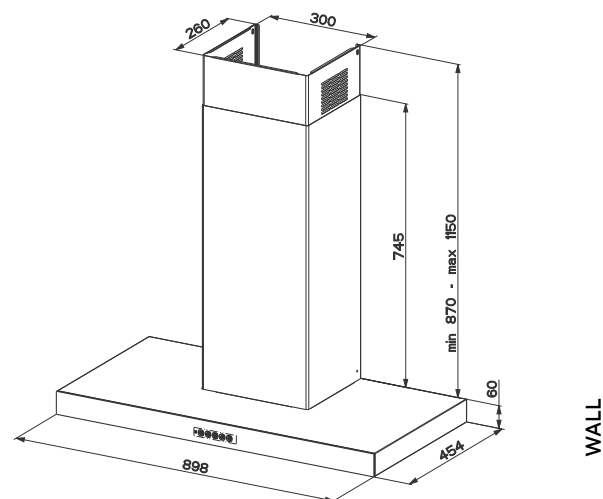












# T-DARK

**T-DARK A90 NG** cod. 325.0652.937



SOUND PRO



REMOTE BLOWER  
(optional)



INTENSIVE SPEED



FILTER ALARM



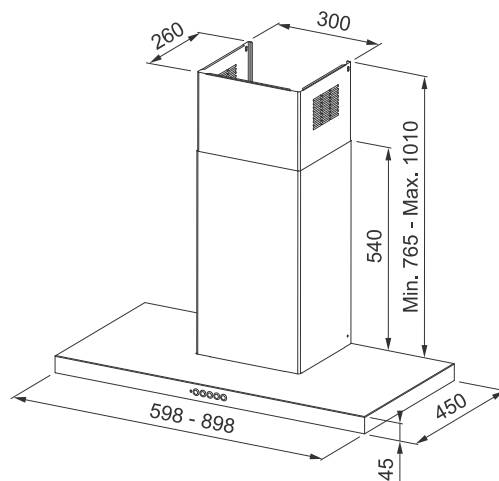
REMOTE CONTROL  
(optional)



LED LIGHT



FEATURES	PERFORMANCE	ACCESSORIES
<b>Finish</b> • Black stainless steel	<b>Speed</b> 1 2 3 INT	<b>Cod. 112.0157.243</b> F9 Charcoal filter
<b>Controls</b> Squarcle Touch	<b>Air capacity IEC point</b> 270 350 450 780	<b>Cod. 112.0676.782</b> Remote control
<b>Lighting</b> 2 LED lights	<b>Pressure</b> 460 510 560 590	<b>Cod. 112.0327.007</b> ENERGY Remote blower kit
<b>Grease filter</b> Cassettes dishwasher safe	<b>Input</b> 165 200 240 270	<b>Cod. 112.0185.276</b> FLL9 Charcoal filter Long Lasting
<b>Ø of air outlet</b> 150 / 120 mm	<b>Noise level</b> 48 54 60 71	<b>Cod. 112.0626.902</b> Kit recycling wall t-shape
<b>Width</b> 800 mm		
<b>Energy class</b> A++		



# BELLA SILENCE

**BELLA SILENCE X A60** cod. 325.0658.632

**BELLA SILENCE X A90** cod. 325.0658.631



SOUND PRO



REMOTE BLOWER  
(optional)



INTENSIVE SPEED



REMOTE CONTROL  
(optional)

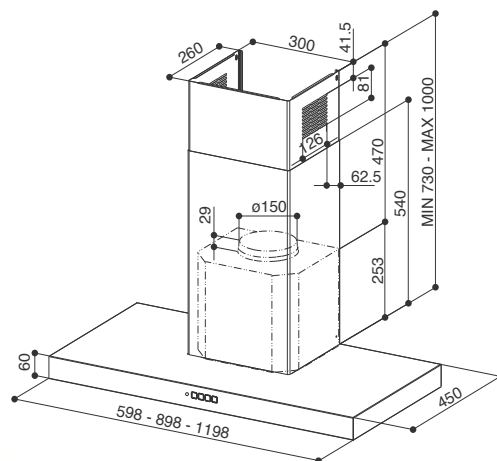


LED LIGHT



FEATURES	PERFORMANCE	ACCESSORIES
<b>Finish</b>	<b>Speed</b> 1 2 3 INT	<b>Cod. 112.0157.243</b>
• Stainless steel		F9 Charcoal filter
<b>Controls</b>	<b>Air capacity IEC point</b> 285 365 470 750	<b>Cod. 112.0676.782</b>
Square touch	<b>Pressure</b> 450 490 510 560	Remote control
<b>Lighting</b>	<b>Input</b> 180 220 260 310	<b>Cod. 112.0157.252</b>
2 LED lights	<b>Noise level</b> 48 53 57 68	Upper chimney kit X
<b>Grease filter</b>		<b>Cod. 112.0327.007</b>
Cassettes dishwasher safe		ENERGY Remote blower kit
<b>Ø of air outlet</b>		<b>Cod. 112.0185.276</b>
150 / 120 mm		FLL9 Charcoal filter Long Lasting
<b>Width</b>		<b>Cod. 112.0626.902</b>
600 / 900 mm		Kit recycling wall T-Shape
<b>Energy class</b>		
A+		

White matt



WALL

# STILO COMFORT

**STILO COMFORT X A60** cod. 325.0615.637

**STILO COMFORT X A90** cod. 325.0615.636

**STILO COMFORT X A120** cod. 325.0615.638

**STILO COMFORT BK MATT A60** cod. 325.0618.791

**STILO COMFORT BK MATT A90** cod. 325.0618.783

**STILO COMFORT BK MATT A120** cod. 325.0618.787

**STILO COMFORT WH MATT A60** cod. 325.0618.789

**STILO COMFORT WH MATT A90** cod. 325.0618.740

**STILO COMFORT WH MATT A120** cod. 325.0618.790



SOUND PRO



HIGH  
FILTERING  
KIT (optional)



REMOTE  
BLOWER  
(optional)



INTENSIVE  
SPEED



LED LIGHT



FEATURES	PERFORMANCE	ACCESSORIES
<b>Finish</b> • Stainless steel • Black matt • White matt	<b>Speed</b> 1 2 3 INT <b>Air capacity IEC point</b> 290 460 610 710 <b>Pressure</b> 390 470 530 540 <b>Input</b> 130 165 210 250 <b>Noise level</b> 50 59 66 69	<b>Cod. 112.0157.243</b> F9 Charcoal filter <b>Cod. 112.0157.252</b> Upper chimney kit X <b>Cod. 112.0327.007</b> ENERGY Remote blower kit <b>Cod. 112.0327.631</b> HFH Filter kit <b>Cod. 112.0185.276</b> FLL9 Charcoal filter Long Lasting <b>Cod. 112.0626.902</b> Kit recycling wall T-Shape
<b>Controls</b> Electronic		
<b>Lighting</b> 2 LED lights		
<b>Grease filter</b> Cassettes dishwasher safe		
<b>Ø of air outlet</b> 150 / 120 mm		
<b>Width</b> 600 / 900 / 1200 mm		
<b>Energy class</b> B		

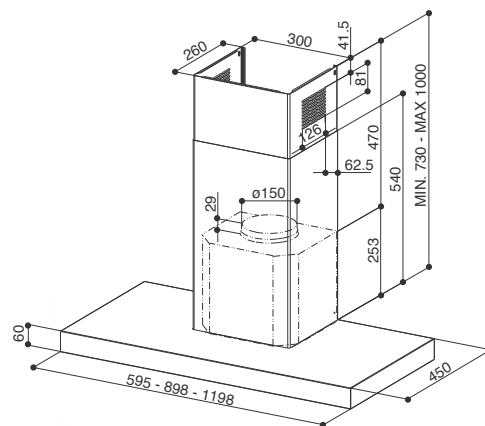
Black matt



Stainless steel







# STILO GLASS SMART

STILO GLASS SMART X/V A60 cod. 325.0617.017

STILO GLASS SMART X/V A90 cod. 325.0617.016



SOUND PRO



HIGH  
FILTERING  
KIT (optional)



REMOTE  
BLOWER  
(optional)



INTENSIVE  
SPEED



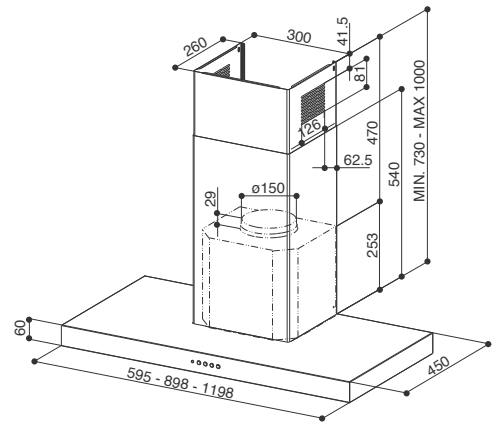
DELAY 30



LED LIGHT



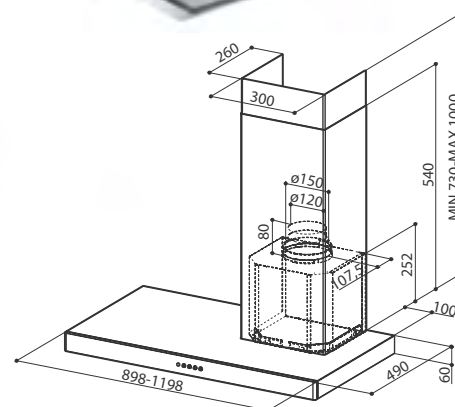
FEATURES	PERFORMANCE	ACCESSORIES
<b>Finish</b>	<b>Speed</b> 1 2 3 INT	<b>Cod. 112.0157.243</b>
• Stainless steel / black glass		F9 Charcoal filter
<b>Controls</b>	<b>Air capacity IEC point</b> 290 460 610 710	<b>Cod. 112.0157.252</b>
Touch control	<b>Pressure</b> 390 470 530 540	Upper chimney kit X
<b>Lighting</b>	<b>Input</b> 130 165 210 250	<b>Cod. 112.0327.631</b>
2 LED lights	<b>Noise level</b> 50 59 66 69	HFH Filter kit
<b>Grease filter</b>		<b>Cod. 112.0185.276</b>
Cassettes dishwasher safe		FLL9 Charcoal filter Long Lasting
<b>Ø of air outlet</b>		<b>Cod. 112.0626.902</b>
150 / 120 mm		Kit recycling wall T-Shape
<b>Width</b>		
600 / 900 mm		
<b>Energy class</b>		
B		



Stilo SX/SP



Stilo DX/SP



# STILO DX-SX

**STILO SRM SX/SP A90** cod. 325.0518.927

**STILO SRM DX/SP A90** cod. 325.0518.928

**STILO SRM SX/SP A120** cod. 325.0518.929

**STILO SRM DX/SP A120** cod. 325.0518.930



SOUND PRO



HIGH  
FILTERING  
KIT (optional)



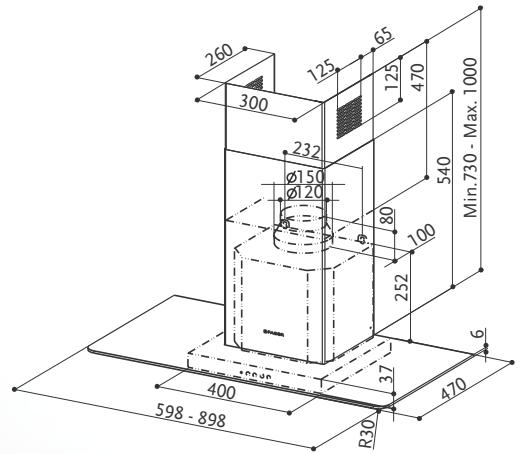
REMOTE  
BLOWER  
(optional)



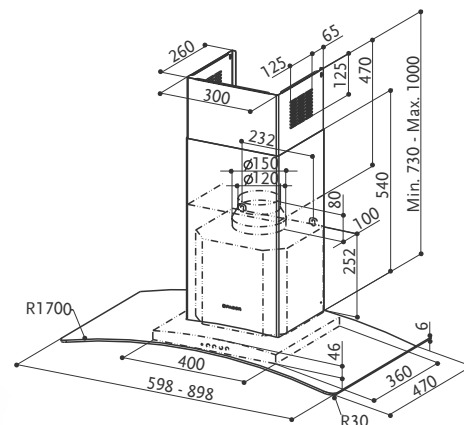
LED LIGHT



FEATURES	PERFORMANCE	ACCESSORIES	
<b>Finish</b>	<b>Speed</b>	<b>Cod. 112.0157.243</b>	<b>Cod. 112.0157.272</b>
• Stainless steel			
<b>Controls</b>	<b>Air capacity IEC point</b>	F9 Charcoal filter	Splashback X 1200 mm
Electronic		<b>Cod. 112.0157.252</b>	<b>Cod. 112.0327.007</b>
<b>Lighting</b>	<b>Pressure</b>	Upper chimney kit X	ENERGY Remote blower kit
2 LED lights	<b>Input</b>	<b>Cod. 112.0157.288</b>	<b>Cod. 112.0327.631</b>
<b>Grease filter</b>	<b>Noise level</b>	1 Baffle filter kit X (order 3 kits for 900 mm version 4 kits for 1200 mm version)	HFH Filter kit
Cassettes dishwasher safe		<b>Cod. 112.0157.271</b>	<b>Cod. 112.0185.276</b>
<b>Ø of air outlet</b>		Splashback X 900 mm	FLL9 Charcoal filter Long Lasting
150 / 120 mm			<b>Cod. 112.0626.902</b>
<b>Width</b>			Kit recycling wall T-Shape
900 / 1200 mm			
<b>Energy class</b>			
C			







# RAY

RAY SRM LED X/V NS A60 cod. 325.0617.020

RAY SRM LED X/V NS A90 cod. 325.0617.051



SOUND PRO



HIGH  
FILTERING  
KIT (optional)




REMOTE  
BLOWER  
(optional)



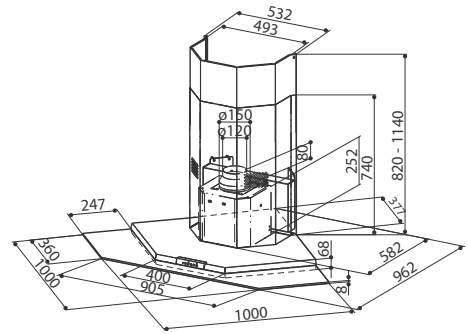
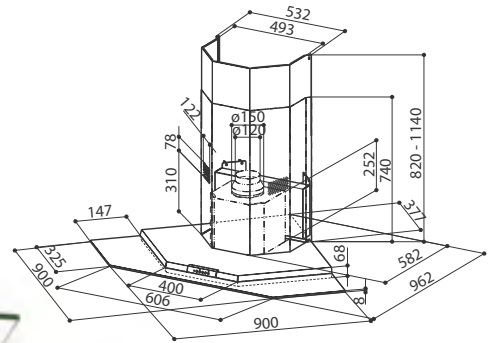

LED LIGHT



FEATURES	PERFORMANCE	ACCESSORIES
<b>Finish</b>	<b>Speed</b> 1 2 3	<b>Cod. 112.0157.243</b>
• Stainless steel / Glass	<b>Air capacity IEC point</b> 230 310 420	F9 Charcoal filter
<b>Controls</b>	<b>Pressure</b> 220 240 250	<b>Cod. 112.0157.252</b>
Electronic	<b>Input</b> 85 95 115	Upper chimney kit X
<b>Lighting</b>	<b>Noise level</b> 53 61 67	<b>Cod. 112.0327.007</b>
2 LED lights		ENERGY Remote blower kit
<b>Grease filter</b>		<b>Cod. 112.0327.631</b>
Cassettes dishwasher safe		HFH Filter kit
<b>Ø of air outlet</b>		<b>Cod. 112.0185.276</b>
150 / 120 mm		FLL9 Charcoal filter Long Lasting
<b>Width</b>		<b>Cod. 112.0626.902</b>
600 / 900 mm		Kit recycling wall T-Shape
<b>Energy class</b>		
C		



The control interface, now even more user-friendly and functional, is an iconic signature of the unmistakable Faber style.

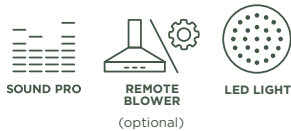


WALL

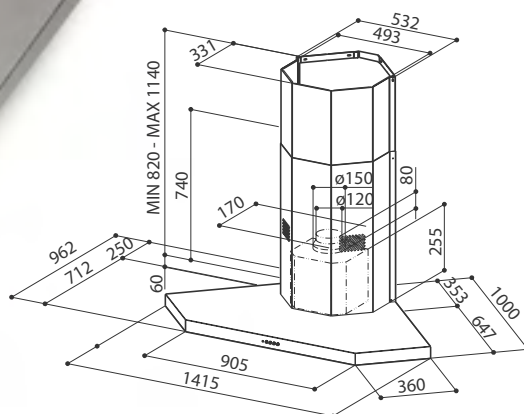
# PREMIO CORNER/SP

PREMIO CORNER/SP EV8 LED X/V A90 cod. 325.0537.824

PREMIO CORNER/SP EV8 LED X/V A100 cod. 325.0537.825

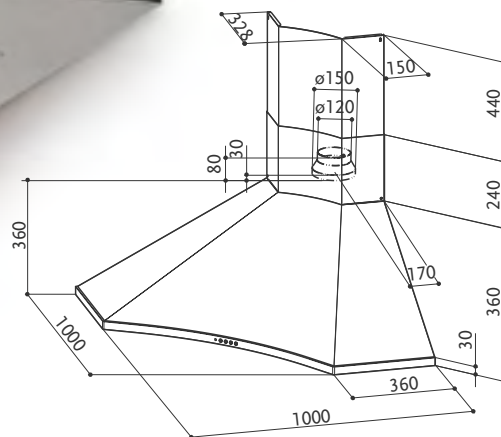


FEATURES	PERFORMANCE	ACCESSORIES
<b>Finish</b>	<b>Speed</b> 1 2 3 INT	<b>Cod. 112.0157.243</b>
• Stainless steel / Glass		F9 Charcoal filter
<b>Controls</b>	<b>Air capacity IEC point</b> 290 460 610 710	<b>Cod. 112.0157.263</b>
Electronic	<b>Pressure</b> 390 470 530 540	Upper chimney kit X
<b>Lighting</b>	<b>Input</b> 130 165 210 250	<b>Cod. 112.0157.273</b>
4 LED	<b>Noise level</b> 50 59 66 69	Splashback X
<b>Grease filter</b>		<b>Cod. 112.0157.284</b>
Cassettes dishwasher safe		Corner adapter kit
<b>Ø of air outlet</b>		<b>Cod. 112.0327.007</b>
150 / 120 mm		ENERGY Remote blower kit
<b>Width</b>		<b>Cod. 112.0185.276</b>
900x900 / 1000x1000 mm		FLL9 Charcoal filter Long Lasting
<b>Energy class</b>		
B		



**STILO CORNER/SP LED EV8 X A100** cod. 325.0538.982

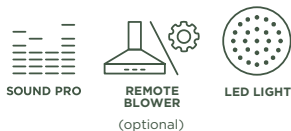
182



WALL

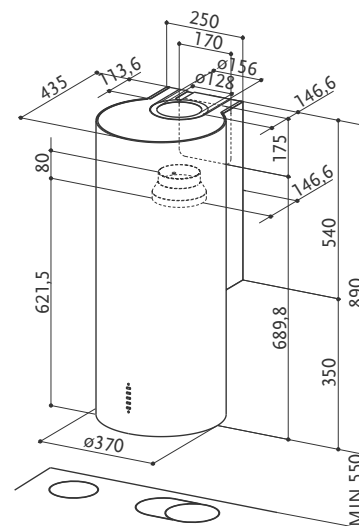
# SOLARIS

SOLARIS EG6 LED X A100 cod. 320.0538.968



FEATURES	PERFORMANCE	ACCESSORIES
<b>Finish</b>	<b>Speed</b> 1 2 3	<b>Cod. 112.0157.240</b>
• Stainless steel	<b>Air capacity IEC point</b> 260 390 600	F8 Charcoal filter
<b>Controls</b>	<b>Pressure</b> 230 370 500	<b>Cod. 112.0157.261</b>
Electromechanical	<b>Input</b> 80 105 160	Upper chimney kit X
<b>Lighting</b>	<b>Noise level</b> 45 54 63	<b>Cod. 112.0157.274</b>
4 LED		Splashback X
<b>Grease filter</b>		<b>Cod. 112.0327.007</b>
Cassettes dishwasher safe		ENERGY Remote blower kit
<b>Ø of air outlet</b>		<b>Cod. 112.0158.127</b>
150 / 120 mm		FHP8 Charcoal filter High Performance
<b>Width</b>		<b>Cod. 112.0185.278</b>
1000x1000 mm		FLL8 Charcoal filter Long Lasting
<b>Energy class</b>		
C		





To be installed at a minimum distance from the hob of 55 cm.

# CYLINDRA GLOSS PLUS

CYLINDRA GLOSS PLUS EV8+ WH A37 cod. 335.0492.565



SOUND PRO



REMOTE BLOWER  
(optional)



REAR OUTLET



PERIMETER ASPIRATION



INTENSIVE SPEED



FILTER ALARM



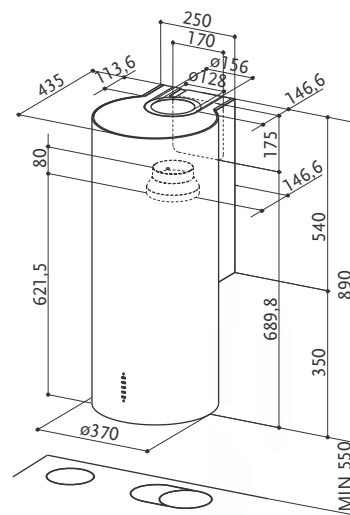
REMOTE CONTROL  
(optional)



LED LIGHT



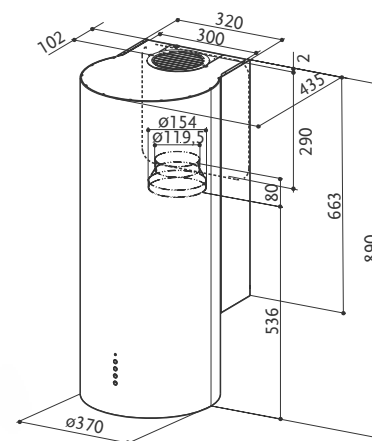
FEATURES	PERFORMANCE	ACCESSORIES
<b>Finish</b>	<b>Speed</b>	<b>Cod. 112.0157.243</b>
• White gloss	1 2 3 INT	F9 Charcoal filter
<b>Controls</b>	<b>Air capacity IEC point</b>	<b>Cod. 112.0676.782</b>
Electronic Led	280 400 570 700	Remote control
<b>Lighting</b>	<b>Pressure</b>	<b>Cod. 112.0327.007</b>
Micro LED Lights	450 540 580 590	ENERGY Remote blower kit
<b>Grease filter</b>	<b>Input</b>	<b>Cod. 112.0185.276</b>
Cassettes dishwasher safe	150 200 240 250	FLL9 Charcoal filter Long Lasting
<b>Ø of air outlet</b>	<b>Noise level</b>	
150 / 120 mm	48 56 65 69	
<b>Width</b>		
370 mm		
<b>Energy class</b>		
A		



WALL

**CYLINDRA EV8 X A37** cod. 110.0332.307

185



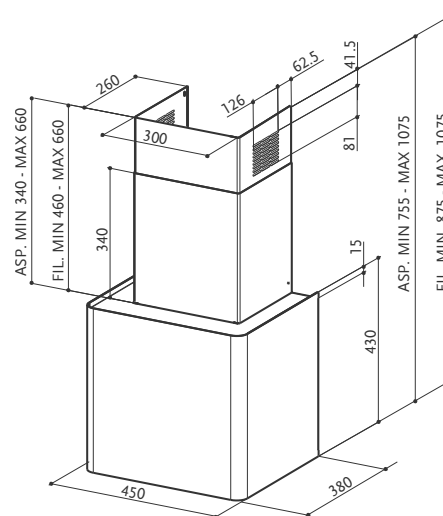
# ECLIPSE

ECLIPSE EV8 LED X A37 cod. 335.0538.983



FEATURES	PERFORMANCE	ACCESSORIES
<b>Finish</b>	<b>Speed</b>	<b>Cod. 112.0157.243</b>
• Stainless steel	1 2 3 INT	F9 Charcoal filter
<b>Controls</b>	<b>Air capacity</b>	<b>Cod. 112.0327.007</b>
Electronic	<b>IEC point</b>	ENERGY Remote blower kit
<b>Lighting</b>	<b>Pressure</b>	<b>Cod. 112.0185.276</b>
2 LED lights	<b>Input</b>	FLL9 Charcoal filter Long Lasting
<b>Grease filter</b>	<b>Noise level</b>	
Cassettes dishwasher safe	52 61 66 69	
<b>Ø of air outlet</b>		
150 / 120 mm		
<b>Width</b>		
370 mm		
<b>Energy class</b>		
B		

White matt



WALL

# LITHOS

LITHOS EG6 LED BK A45 cod. 335.0533.563

LITHOS EG6 LED WH MATT A45 cod. 335.0533.564

LITHOS EG6 LED WH A45 cod. 335.0533.565



FEATURES	PERFORMANCE					ACCESSORIES
<b>Finish</b>	<b>Speed</b>	1	2	3	INT	<b>Cod. 112.0157.240</b>
• Black matt • White matt • White milk	<b>Air capacity IEC point</b>	250	380	510	580	F8 Charcoal filter
<b>Controls</b>	<b>Pressure</b>	230	370	460	500	<b>Cod. 112.0158.127</b>
Electronic	<b>Input</b>	80	105	140	160	FHP8 Charcoal filter High Performance
<b>Lighting</b>	<b>Noise level</b>	44	52	59	61	<b>Cod. 112.0185.278</b>
2 LED						FLL8 Charcoal filter Long Lasting
<b>Grease filter</b>						
Cassettes dishwasher safe						
<b>Ø of air outlet</b>						
150 / 120 mm						
<b>Width</b>						
450 mm						
<b>Energy class</b>						
C						

White milk



Black





CHLOÈ







Old brass - OB



Old copper - OC



Cast iron - CI



Dark grey matt - DG MATT



Old metal - OM

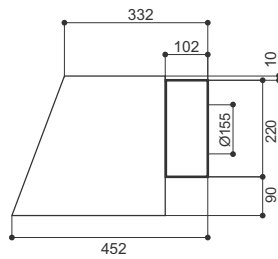


Country grey matt - CG MATT

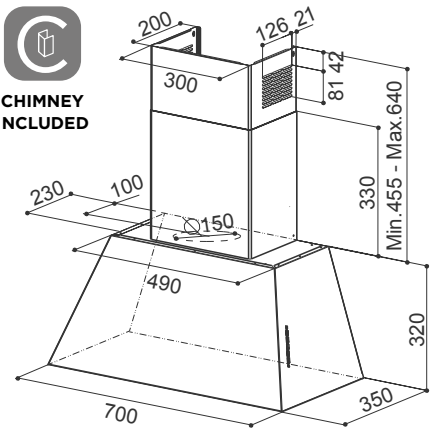




Rear air outlet kit (optional)



CHIMNEY  
INCLUDED



WALL

further specification in the accessory session on page 355

# CHLOÈ

CHLOÈ EV8+ OM A70 cod. 110.0456.129

CHLOÈ EV8+ OC A70 cod. 110.0456.174

CHLOÈ EV8+ CI A70 cod. 110.0456.175

CHLOÈ EV8+ OB A70 cod. 110.0456.177

CHLOÈ EV8+ DG MATT A70 cod. 110.0458.989

CHLOÈ EV8+ CG MATT A70 cod. 110.0459.033



SOUND PRO



REMOTE  
BLOWER  
(optional)



REAR OUTLET



PERIMETER  
ASPIRATION



INTENSIVE  
SPEED



DELAY 30



HOUR 24



FILTER ALARM



REMOTE  
CONTROL  
(optional)



LED LIGHT



FEATURES	PERFORMANCE	ACCESSORIES	
<b>Finish</b> <ul style="list-style-type: none"> <li>• Old metal</li> <li>• Old copper</li> <li>• Cast iron</li> <li>• Old brass</li> <li>• Dark grey matt</li> <li>• Country grey matt</li> </ul>	<b>Speed</b> 1   2   3   INT <b>Air capacity IEC point</b> 270 410 590 730 <b>Pressure</b> 460 550 590 600 <b>Input</b> 150 200 240 250 <b>Noise level</b> 49 56 64 68	<b>Cod. 112.0157.240</b> F8 Charcoal filter <b>Cod. 112.0676.782</b> Remote control <b>Cod. 112.0327.007</b> ENERGY Remote blower kit <b>Cod. 112.0158.127</b> FHP8 Charcoal filter High Performance <b>Cod. 112.0185.278</b> FLL8 Charcoal filter Long Lasting <b>Cod. 112.0490.249</b> Rear air outlet kit OM	<b>Cod. 112.0490.250</b> Rear air outlet kit OC <b>Cod. 112.0490.261</b> Rear air outlet kit CI <b>Cod. 112.0490.262</b> Rear air outlet kit OB <b>Cod. 112.0490.263</b> Rear air outlet kit DG MATT <b>Cod. 112.0490.264</b> Rear air outlet kit CG MATT
<b>Controls</b> Electronic Led			
<b>Lighting</b> LED light			
<b>Grease filter</b> Cassettes dishwasher safe			
<b>Ø of air outlet</b> 150 /120 mm			
<b>Width</b> 700 mm			
<b>Energy class</b> A			



Cast iron - CI

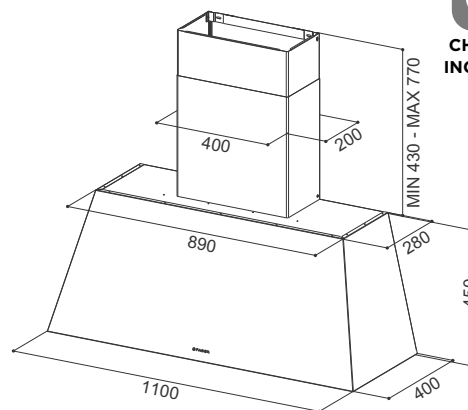


Country grey matt - CG MATT



## THE GREATNESS OF UNCONVENTIONAL DESIGN.

What would you rather do?  
Bask in the inspiring warmth of  
tradition, or experience thrilling  
new emotions every day? With  
Chloè XL you can do both. This  
hood combines exciting design  
with traditional character and  
takes high-tech performance  
and timeless elegance to a whole  
new level.



WALL

# CHLOÈ XL

CHLOÈ XL CG MATT A110 cod. 321.0506.535

CHLOÈ XL CI A110 cod. 321.0506.536



FEATURES	PERFORMANCE	ACCESSORIES
<b>Finish</b> • Country grey matt • Cast iron	<b>Speed</b> 1 2 3 INT	<b>Cod. 112.0157.240</b> F8 Charcoal filter
<b>Controls</b> Electromechanical Knob	<b>Air capacity IEC point</b> 260 390 510 600	<b>Cod. 112.0158.127</b> FHP8 Charcoal filter High Performance
<b>Lighting</b> LED light	<b>Pressure</b> 230 370 470 500	<b>Cod. 112.0185.278</b> FLL8 Charcoal filter Long Lasting
<b>Grease filter</b> Cassettes dishwasher safe	<b>Input</b> 80 105 140 160	<b>Cod. 112.0327.007</b> ENERGY Remote blower kit
<b>Ø of air outlet</b> 150 /120 mm	<b>Noise level</b> 52 54 58 62	
<b>Width</b> 1100 mm		
<b>Energy class</b> C		

THEA









Dark grey matt / stainless steel frame



White matt / stainless steel frame



White matt / durmast wood frame



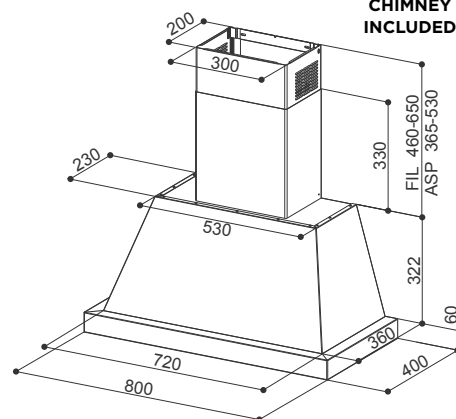
Dark grey matt / durmast wood frame



Today, the world is one nation, the whole planet a global village. And the pleasure of country living has reached even the biggest metropolis. Today is the era of Thea. This is a hood that looks beyond the walls of your kitchen, opening up new horizons in design and redefining life in the home. But take nothing for granted! Despite its vintage soul, this hood packs the performance needed for today's industrial world.



**CHIMNEY INCLUDED**



WALL

**THEA EV8 WH MATT A80 SC** cod. 321.0517.783  
**THEA EV8 DG MATT A80 SC** cod. 321.0517.784



SOUND PRO



**REMOTE  
BLOWER**  
(optional)



### INTENSIVE SPEED



LED LIGHT



**THE THEA HOOD MUST BE MATCHED WITH ONE OF THE AVAILABLE FRAMES**



# FOOD SET

**FOOD SET** cod. 112.0524.622

This professional food set boasts impressive and exclusive characteristics, including a base made from Krion, produced with the **Krion Eco-Active Solid Technology™**.

This new technology present in Krion™ Eco-Active resides in incorporating a series of activators into the product, specially developed by Krion, which when in contact with any type of light, provide Krion™ Eco-Active with the following new properties: Air purification, Anti-bacteria, Selfcleaning and Elimination of chemical products.

A large number of compounds that are dangerous to our health have been eliminated, such as pesticides present in our surroundings, and especially in the foods we consume.

The base is specially shaped to contain the set's washable food bag and solid wood cutting board. In this set, three practical accessories combine to form a unique solution.

The Thea food set is ideal for the elegant presentation of bread, charcuterie, cheese and fruit, and for use as a simple but chic platter to serve guests at important occasions with rustic aperitifs and finger foods.

## FEATURES

**Material:** Krion base  
**Finish:** White  
**Non-porous surface**  
**Anti-bacterial properties**  
**Made from fully recyclable, ecological material**  
**Tough and long-lasting**  
**Dimensions:** 440x200x10 mm

## MAINTENANCE

Dishwasher washable.

Self-cleaning: liquids and dirt can be cleaned from the surface of the material with greater ease, reducing the use of detergents. To remove stubborn dirt and surface scratches, clean with a dry, slightly abrasive kitchen sponge.

**Material:** Solid wood insert  
**Finish:** Durmast

**ORDINARY MAINTENANCE:** Wipe with a damp sponge and dry with a cloth.

**SPECIAL MAINTENANCE:** To nourish the wood and keep the colour bright, pass a cloth dipped in a few drops of cooking oil.





# KIT MENSOLA

## SHELF KIT

**KIT SHELF** cod. 112.0527.474

This wood shelf kit is a great way to add value to your kitchen. Simple and compatible with all styles, this accessory blends great functionality and attractive design.

### FEATURES

**Material:** Wood

**Finish:** Durmast

**Shelf bracket:** Internal

**Dimensions:** 600x400x30 mm

**ORDINARY MAINTENANCE:** For normal cleaning, simply dust the top with a soft cloth.

**SPECIAL MAINTENANCE:** Every 2 or 3 months the wooden surface must be polished using a commercially available beeswax product in a colour specific to the type of wood.

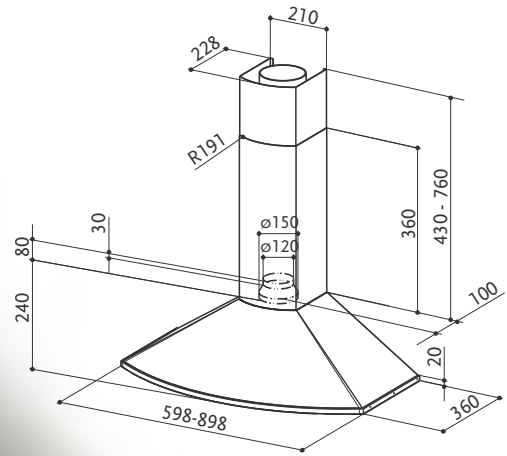
NEVER use aggressive detergents or water, as these may damage the surface varnish over time.



We recommend combining it with Thea and Thea Island hoods that have frame in the same durmast wood finish.



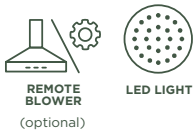




# TENDER

**TENDER X A60** cod. 110.0157.048

**TENDER X A90** cod. 110.0157.049



FEATURES	PERFORMANCE			ACCESSORIES		
<b>Finish</b>	<b>Speed</b>	1	2	3	<b>Cod. 112.0157.240</b>	<b>Cod. 112.0157.272</b>
• Stainless steel	<b>Air capacity IEC point</b>	255	320	400	F8 Charcoal filter	Splashback X 1200 mm
<b>Controls</b>	<b>Pressure</b>	175	210	235	<b>Cod. 112.0157.262</b>	<b>Cod. 112.0327.007</b>
Electromechanical	<b>Input</b>	70	100	125	Upper chimney kit X	ENERGY Remote blower kit
<b>Lighting</b>	<b>Noise level</b>	55	62	68	<b>Cod. 112.0157.270</b>	<b>Cod. 112.0158.127</b>
2 LED					Splashback X 600 mm	FHP8 Charcoal filter High Performance
<b>Grease filter</b>					<b>Cod. 112.0157.271</b>	<b>Cod. 112.0185.278</b>
Cassettes dishwasher safe					Splashback X 900 mm	FLL8 Charcoal filter Long Lasting
<b>Ø of air outlet</b>						
150 / 120 mm						
<b>Width</b>						
600 / 900 mm						
<b>Energy class</b>						
D						

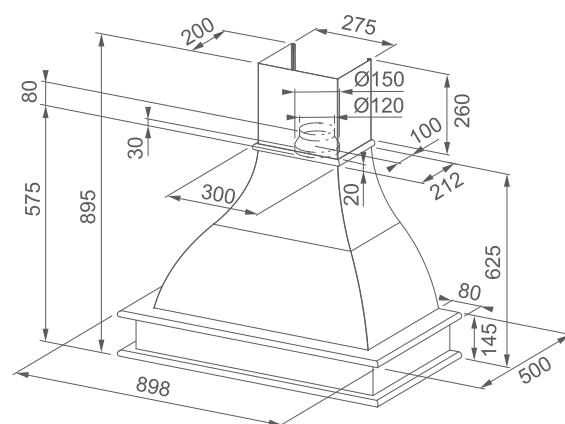


Frame design C2  
LIME finish  
FRAME NOT INCLUDED



Frame design C3  
ASH finish  
FRAME NOT INCLUDED







# WEST

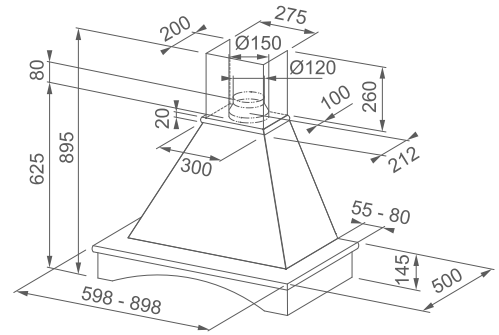


**THE WEST HOOD MUST BE MATCHED WITH ONE OF THE AVAILABLE FRAMES**

FEATURES	PERFORMANCE			ACCESSORIES	FRAME FINISH
<b>Finish</b> • White RAL 9010	<b>Speed</b>	1	2	3	<b>Cod. 112.0693.760</b>
<b>Controls</b> Electromechanical	<b>Air capacity IEC point</b>	240	330	450	KIT FRAME ASH 90 C3 Frame finish ASH
<b>Lighting</b> 2 LED lights	<b>Pressure</b>	220	250	250	<b>Cod. 112.0693.762</b>
<b>Grease filter</b> Cassettes dishwasher safe	<b>Input</b>	85	95	115	KIT FRAME LIME 90 C2 Frame finish LIME
<b>Ø of air outlet</b> 150 / 120 mm	<b>Noise level</b>	53	61	67	<b>Cod. 112.0693.764</b>
<b>Width</b> 900 mm					KIT FRAME LIME 90 C3 Frame finish LIME
<b>Energy class</b> C					 Frame design C3
					 Frame design C2



Frame design C3  
ASH finish  
FRAME NOT INCLUDED



# RANCH

**RANCH 60 NF** cod. 321.0693.748

**RANCH 90 NF** cod. 321.0693.747



LED LIGHT



THE RANCH CORNER HOOD MUST BE MATCHED WITH ONE OF THE AVAILABLE FRAMES

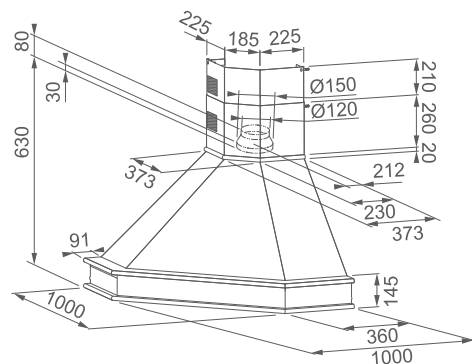
FEATURES	PERFORMANCES	ACCESSORIES	FINITURA CORNICI
<b>Finish</b>	<b>Speed</b>	<b>Cod. 112.0067.944</b>	<b>Cod. 112.0693.759</b>
• White RAL 9010		F3 Charcoal filter	KIT FRAME ASH 60 C3 Frame finish ASH
<b>Controls</b>	<b>Air capacity IEC point</b>	<b>Cod. 112.0544.470</b>	<b>Cod. 112.0693.760</b>
Electromechanical Slider		FLL3 Charcoal filter Long Lasting	KIT FRAME ASH 90 C3 Frame finish ASH
<b>Lighting</b>	<b>Pressure</b>		<b>Cod. 112.0693.761</b>
2 LED lights			KIT FRAME LIME 60 C2 Frame finish LIME
<b>Grease filter</b>	<b>Input</b>		<b>Cod. 112.0693.762</b>
Cassettes dishwasher safe			KIT FRAME LIME 90 C2 Frame finish LIME
<b>Ø of air outlet</b>	<b>Noise level</b>		<b>Cod. 112.0693.763</b>
150 / 120 mm			KIT FRAME LIME 60 C3 Frame finish LIME
<b>Width</b>			<b>Cod. 112.0693.764</b>
600 / 900 mm			KIT FRAME LIME 90 C3 Frame finish LIME
<b>Energy class</b>			
C			



Frame design C3



Frame design C2



# RANCH CORNER



LED LIGHT



FEATURES	PERFORMANCES			ACCESSORIES	FRAME FINISH	
<b>Finish</b> • White RAL 9010	<b>Speed</b>	1	2	3	<b>Cod. 112.0067.944</b>	<b>Cod. 112.0693.765</b>
<b>Controls</b> Electromechanical Slider	<b>Air capacity IEC point</b>	240	330	450	F3 Charcoal filter	KIT FRAME ASH CORNER 90 C2 Frame finish ASH
<b>Lighting</b> 2 LED lights	<b>Pressure</b>	220	250	250	<b>Cod. 112.0544.470</b> FLL3 Charcoal filter Long Lasting	<b>Cod. 112.0693.766</b> KIT FRAME ASH CORNER 90 C3 Frame finish ASH
<b>Grease filter</b> Cassettes dishwasher safe	<b>Input</b>	85	95	115		
<b>Ø of air outlet</b> 150 / 120 mm	<b>Noise level</b>	53	61	67		
<b>Width</b> 900 mm						
<b>Energy class</b> C						







# ISLAND

BELLA SILENCE ISLAND	220
CHLOÈ ISLAND	231
CHLOÈ XL ISLAND	235
CORINTHIA ISLAND	225
CYLINDRA ISLAND	227
CYLINDRA ISLAND GLOSS PLUS	226
FOOD SET	238
GLASSY ISLAND	221
KIT MENSOLA	239
STILO COMFORT ISLAND	218
STILO GLASS SMART ISLAND	219
THEA ISLAND	237
T-SHELF	215
T-SHELF EVOLUTION	211
T-LIGHT ISLAND	217



# T-SHELF EVOLUTION

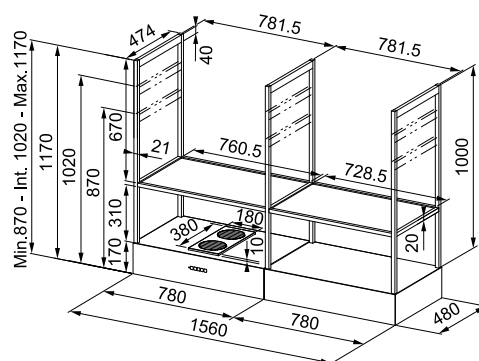






## THE NEW STAR OF THE KITCHEN

The new T-Shelf Evolution is the ideal choice for transforming your kitchen island into the focal point of the cooking area. This visually striking hood elegantly combines the functions of an island hood and a light fixture, showcasing the kitchen countertop with its truly extraordinary lighting.



ISLAND

# T-SHELF EVOLUTION NEW

T-SHELF EVOLUTION BK MATT KL F160 cod. 335.0727.000



K-LINK



DELAY 30



HOUR 24



FILTER ALARM



REMOTE CONTROL



LED LIGHT



LED LIGHT DIMMER



TUNABLE WHITE

FEATURES	PERFORMANCE	ACCESSORIES
<b>Finish</b> Black matt	<b>Hood with 2 motors with a capacity of suction up to 600 m3/h</b>	<b>Cod. 112.0735.432</b>
<b>Controls</b> 2 metal touch controls	<b>Noise level max (dbA) 69</b>	Long Lasting Filters Nanosorb
<b>Lighting</b> 2 LED light bar		
<b>Grease filter</b> Cassettes dishwasher safe		
<b>Width</b> 1600 mm		



# T-SHELF







Black matt

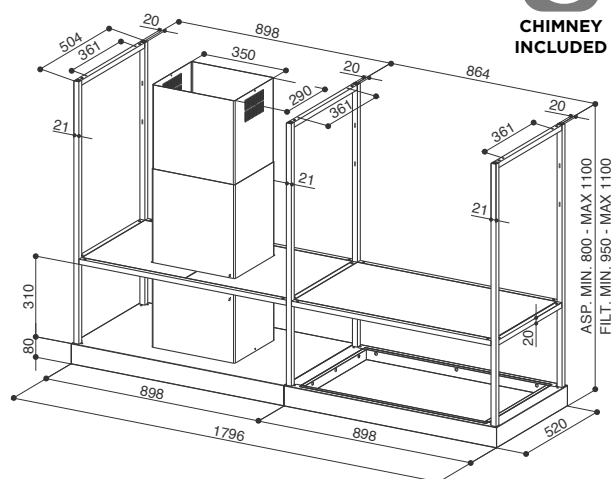
Titanium matt



T-shelf is the iconic island hood with an elegant industrial style. With its trestle structure, exclusive smoked glass shelves and double LED bar with dimmer, this practical and smart solution contributes to complementing the kitchen environment.



**CHIMNEY INCLUDED**



SLAND

# T-SHELF

**T-SHELF EV8 TITANIUM MATT A180** cod. 325.0617.018



SOUND PRO



### INTENSIVE SPEED



LED LIGHT  
DIMMER



LED LIGHT

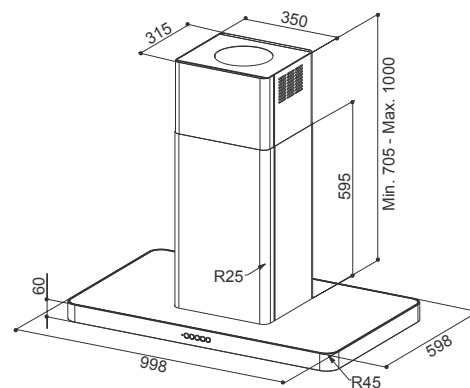


FEATURES	PERFORMANCE					ACCESSORIES
<b>Finish</b>	<b>Speed</b>	1	2	3	INT	<b>Cod. 112.0157.243</b>
• Black matt • Titanium matt	<b>Air capacity IEC point</b>	290	460	610	710	F9 Charcoal filter
<b>Controls</b>	<b>Pressure</b>	390	470	530	540	<b>Cod. 112.0185.276</b>
Rotative controls	<b>Input</b>	130	165	210	250	FLL9 Charcoal filter Long Lasting
<b>Lighting</b>	<b>Noise level</b>	50	59	66	69	
2 LED light bar						
<b>Grease filter</b>						
Cassettes dishwasher safe						
<b>Ø of air outlet</b>						
150 / 120 mm						
<b>Width</b>						
1800 mm						
<b>Energy class</b>						
B						





Stainless steel



ISLAND

# T-LIGHT ISOLA

T-LIGHT ISOLA EV8+ X A100 cod. 110.0456.264

T-LIGHT ISOLA EV8+ WH MATT A100 cod. 110.0456.265



SOUND PRO



PERIMETER ASPIRATION



INTENSIVE SPEED



REMOTE CONTROL

(optional)



LED LIGHT

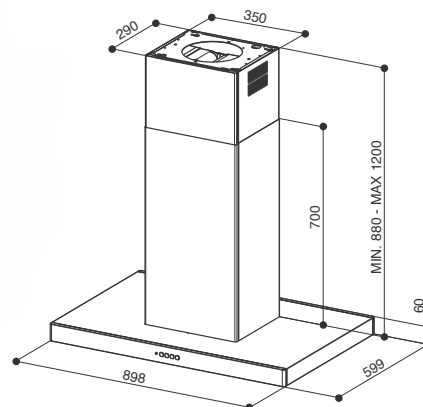


FEATURES	PERFORMANCE	ACCESSORIES
<b>Finish</b> • Stainless steel • White matt	<b>Speed</b> 1 2 3 INT <b>Air capacity IEC point</b> 270 410 580 700 <b>Pressure</b> 450 510 550 560 <b>Input</b> 150 200 240 250 <b>Noise level</b> 50 57 65 68	<b>Cod. 112.0157.243</b> F9 Charcoal filter <b>Cod. 112.0676.782</b> Remote control <b>Cod. 112.0185.276</b> FLL9 Charcoal filter Long Lasting <b>Cod. 112.0626.903</b> Kit Recycling Island T-Shape
<b>Controls</b> Squarcle touch		
<b>Lighting</b> Perimeter LED light		
<b>Grease filter</b> Cassettes dishwasher safe		
<b>Ø of air outlet</b> 150 / 120 mm		
<b>Width</b> 1000 mm		
<b>Energy class</b> A		

White matt



Black matt



# STILO COMFORT ISLAND

**STILO COMFORT ISLAND X A90** cod. 325.0618.738

**STILO COMFORT ISLAND WH MATT A90** cod. 325.0618.793

**STILO COMFORT ISLAND BK MATT A90** cod. 325.0618.792



SOUND PRO



HIGH  
FILTERING  
KIT (optional)



REMOTE  
BLOWER  
(optional)



INTENSIVE  
SPEED



LED LIGHT



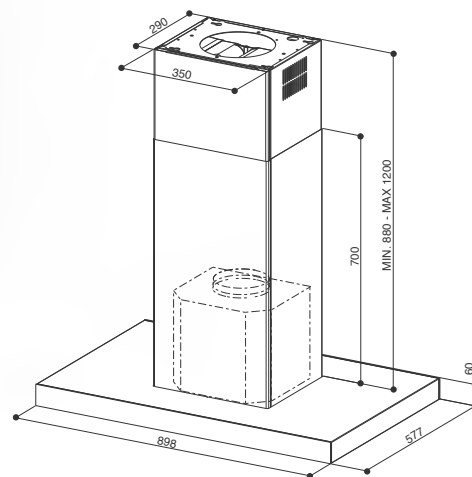
FEATURES	PERFORMANCE	ACCESSORIES
<b>Finish</b> <ul style="list-style-type: none"> <li>• Stainless steel</li> <li>• Black matt</li> <li>• White matt</li> </ul>	<b>Speed</b> 1   2   3   INT	<b>Cod. 112.0157.243</b> F9 Charcoal filter
<b>Controls</b> Electronic	<b>Air capacity IEC point</b> 290 460 610 710	<b>Cod. 112.0327.007</b> ENERGY Remote blower kit
<b>Lighting</b> 4 LED lights	<b>Pressure</b> 390 470 530 540	<b>Cod. 112.0327.631</b> HFH Filter kit
<b>Grease filter</b> Cassettes dishwasher safe	<b>Input</b> 130 165 210 250	<b>Cod. 112.0185.276</b> FLL9 Charcoal filter Long Lasting
<b>Ø of air outlet</b> 150 / 120 mm	<b>Noise level</b> 50 59 66 69	<b>Cod. 112.0626.903</b> Kit Recycling Island T-Shape
<b>Width</b> 900 mm		
<b>Energy class</b> B		

Stainless steel



White matt





# STILO GLASS SMART ISLAND

STILO GLASS SMART ISLAND A90 cod. 325.0618.802



SOUND PRO



HIGH  
FILTERING  
KIT (optional)



REMOTE  
BLOWER  
(optional)



INTENSIVE  
SPEED

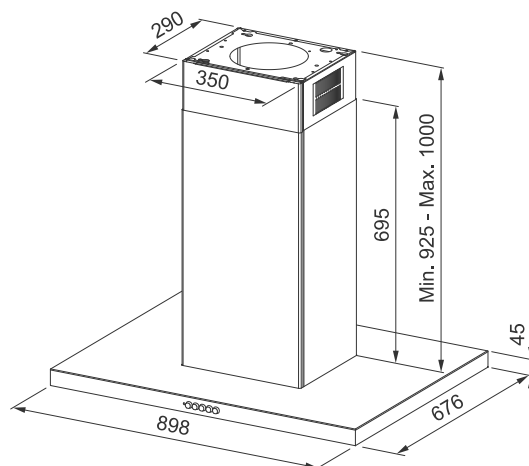


LED LIGHT



FEATURES	PERFORMANCE	ACCESSORIES
<b>Finish</b> • Stainless steel / Black glass	<b>Speed</b> 1 2 3 INT	<b>Cod. 112.0157.243</b> F9 Charcoal filter
<b>Controls</b> Touch control	<b>Air capacity IEC point</b> 290 460 610 710	<b>Cod. 112.0327.007</b> ENERGY Remote blower kit
<b>Illuminazione</b> 4 LED lights	<b>Pressure</b> 390 470 530 540	<b>Cod. 112.0327.631</b> HFH Filter kit
<b>Filtro antigrasso</b> Cassettes dishwasher safe	<b>Input</b> 130 165 210 250	<b>Cod. 112.0185.276</b> FLL9 Charcoal filter Long Lasting
<b>Ø of air outlet</b> 150 / 120 mm	<b>Noise level</b> 50 59 66 69	<b>Cod. 112.0626.903</b> Kit Recycling Island T-Shape
<b>Width</b> 900 mm		
<b>Energy class</b> B		





# BELLA SILENCE ISLAND

BELLA SILENCE IS. X A90 cod. 325.0658.190



SOUND PRO



REMOTE  
BLOWER  
(optional)



INTENSIVE  
SPEED



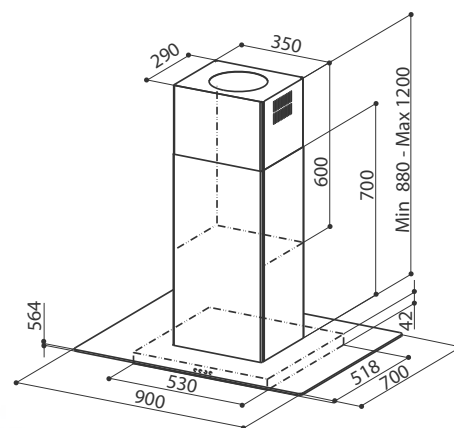
REMOTE  
CONTROL  
(optional)



LED LIGHT



FEATURES	PERFORMANCE	ACCESSORIES
<b>Finish</b> • Stainless steel	<b>Speed</b> 1 2 3 INT	<b>Cod. 112.0157.243</b> F9 Charcoal filter
<b>Controls</b> Squaricle touch	<b>Air capacity IEC point</b> 285 365 470 750	<b>Cod. 112.0676.782</b> Remote control
<b>Lighting</b> 4 LED lights	<b>Pressure</b> 450 490 510 560	<b>Cod. 112.0157.268</b> Upper chimney kit X
<b>Grease filter</b> Stainless steel Cassettes dishwasher safe	<b>Input</b> 180 220 260 310	<b>Cod. 112.0327.007</b> ENERGY Remote blower kit
<b>Ø of air outlet</b> 150 / 120 mm	<b>Noise level</b> 48 53 57 68	<b>Cod. 112.0185.276</b> FLL9 Charcoal filter Long Lasting
<b>Width</b> 900 mm		<b>Cod. 112.0626.903</b> Kit Recycling Island T-Shape
<b>Energy class</b> A+		



# GLASSY ISLAND

GLASSY ISLAND/SP EV8 X/V NS A90 cod. 325.0617.019



FEATURES	PERFORMANCE	ACCESSORIES
<b>Finish</b> • Stainless steel / Glass	<b>Speed</b> 1 2 3 INT	<b>Cod. 112.0157.243</b> F9 Charcoal filter
<b>Controls</b> Electronic	<b>Air capacity IEC point</b> 300 450 600 700	<b>Cod. 112.0157.288</b> 1 Baffle filter kit (order 2 kits)
<b>Lighting</b> 4 LED lights	<b>Pressure</b> 390 470 530 540	<b>Cod. 112.0327.007</b> ENERGY Remote blower kit
<b>Grease filter</b> Cassettes dishwasher safe	<b>Input</b> 130 165 210 250	<b>Cod. 112.0185.276</b> FLL9 Charcoal filter Long Lasting
<b>Ø of air outlet</b> 150 / 120 mm	<b>Noise level</b> 52 61 67 70	<b>Cod. 112.0626.903</b> Kit Recycling Island T-Shape
<b>Width</b> 900 mm		
<b>Energy class</b> B		



The control interface, now even more user-friendly and functional, is an iconic signature of the unmistakable Faber style.

# CORINTHIA ISOLA









DG MATT/CONCRETE  
Dark grey matt/Concrete

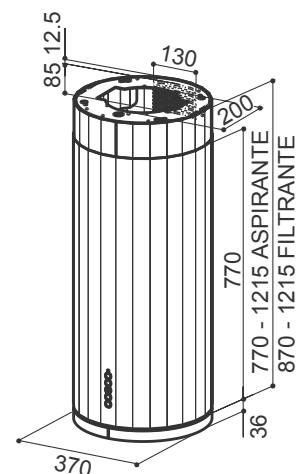


WH MATT/TS  
White matt/Tibetan silver



X/OM  
Stainless steel/Old metal





# CORINTHIA ISLAND

**CORINTHIA ISLAND EV8+ WH MATT/TS A37** cod. 110.0456.219

**CORINTHIA ISLAND EV8+ DG MATT/CONCRETE A37** cod. 110.0456.220

**CORINTHIA ISLAND EV8+ X/OM A37** cod. 110.0456.261



SOUND PRO



PERIMETER ASPIRATION



INTENSIVE SPEED



REMOTE CONTROL

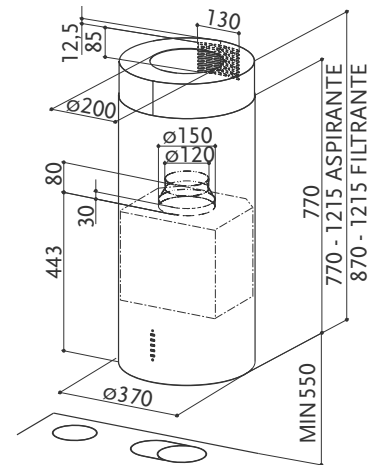
(optional)



LED LIGHT



FEATURES	PERFORMANCE	ACCESSORIES
<b>Finish</b> • White matt / Tibetan silver • Dark grey matt / Concrete • Stainless steel / Old metal	<b>Speed</b> 1 2 3 INT <b>Air capacity IEC point</b> 280 400 570 700 <b>Pressure</b> 450 540 580 590 <b>Input</b> 150 200 240 250 <b>Noise level</b> 48 56 65 69	<b>Cod. 112.0157.243</b> F9 Charcoal filter <b>Cod. 112.0676.782</b> Remote control <b>Cod. 112.0185.276</b> FLL9 Charcoal filter Long Lasting
<b>Controls</b> Squarcle touch		
<b>Lighting</b> Micro LED lights		
<b>Grease filter</b> Cassettes dishwasher safe		
<b>Ø of air outlet</b> 150 / 120 mm		
<b>Width</b> 370 mm		
<b>Energy class</b> A		



To be installed at a minimum distance from the hob of 55 cm.

# CYLINDRA ISLAND GLOSS PLUS

CYLINDRA ISLAND GLOSS PLUS EV8+ WH A37 cod. 335.0492.563



SOUND PRO



REMOTE BLOWER  
(optional)



PERIMETER ASPIRATION



INTENSIVE SPEED



FILTER ALARM



REMOTE CONTROL  
(optional)

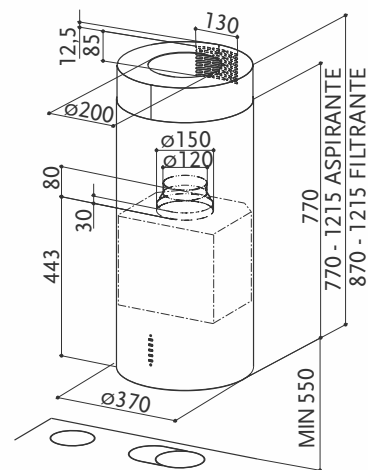


LED LIGHT



FEATURES	PERFORMANCE	ACCESSORIES
<b>Finish</b>	<b>Speed</b>	<b>Cod. 112.0157.243</b>
• White gloss	1 2 3 INT	F9 Charcoal filter
<b>Controls</b>	<b>Air capacity IEC point</b>	<b>Cod. 112.0676.782</b>
Electronic Led	280 400 570 700	Remote control
<b>Lighting</b>	<b>Pressure</b>	<b>Cod. 112.0327.007</b>
Micro LED Lights	450 540 580 590	ENERGY Remote blower kit
<b>Grease filter</b>	<b>Input</b>	<b>Cod. 112.0286.014</b>
Cassettes dishwasher safe	150 200 240 250	Upper chimney kit WH H990
<b>Ø of air outlet</b>	<b>Noise level</b>	<b>Cod. 112.0185.276</b>
150 / 120 mm	48 56 65 69	FLL9 Charcoal filter Long Lasting
<b>Width</b>		
370 mm		
<b>Energy class</b>		
A		



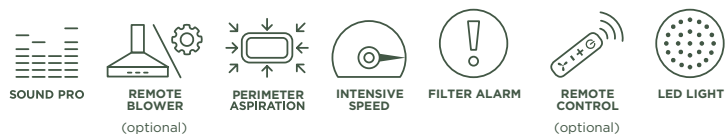


To be installed at a minimum distance from the hob of 55 cm.

ISLAND

# CYLINDRA ISLAND

CYLINDRA ISLAND EV8 X A37 ELN cod. 110.0332.308



FEATURES	PERFORMANCE	ACCESSORIES
<b>Finish</b>	<b>Speed</b>	<b>Cod. 112.0157.243</b>
• Stainless steel	1 2 3 INT	F9 Charcoal filter
<b>Controls</b>	<b>Air capacity IEC point</b>	<b>Cod. 112.0676.782</b>
Electronic Led	290 440 570 660	Remote control
<b>Lighting</b>	<b>Pressure</b>	<b>Cod. 112.0327.007</b>
2 LED lights	390 460 500 530	ENERGY Remote blower kit
<b>Grease filter</b>	<b>Input</b>	<b>Cod. 112.0157.267</b>
Cassettes dishwasher safe	130 165 210 250	Upper chimney kit X
<b>Ø of air outlet</b>	<b>Noise level</b>	<b>Cod. 112.0185.276</b>
150 / 120 mm	46 58 65 68	FLL9 Charcoal filter Long Lasting
<b>Width</b>		
370 mm		
<b>Energy class</b>		
B		



CHLOÈ ISOLA





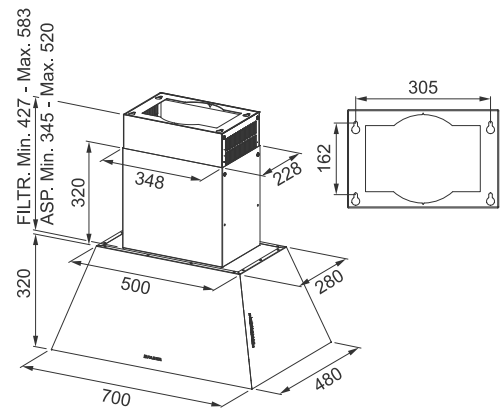
Dark grey matt - DG MATT



Cast iron - CI







# CHLOÈ ISLAND

CHLOÈ ISLAND DG MATT A70 cod. 321.0666.589

CHLOÈ ISLAND CI A70 cod. 321.0666.588



FEATURES	PERFORMANCE	ACCESSORIES
<b>Finish</b> • Dark grey matt • Cast iron	<b>Speed</b> 1 2 3 INT	<b>Cod. 112.0157.240</b> F8 Charcoal filter
<b>Controls</b> Electronic Led	<b>Air capacity IEC point</b> 280 420 600 770	<b>Cod. 112.0676.782</b> Remote control
<b>Lighting</b> 2 LED lights	<b>Pressure</b> 450 540 590 600	<b>Cod. 112.0327.007</b> ENERGY Remote blower kit
<b>Grease filter</b> Cassettes dishwasher safe	<b>Input</b> 160 210 275 320	<b>Cod. 112.0158.127</b> FHP8 Charcoal filter High Performance
<b>Ø of air outlet</b> 150 /120 mm	<b>Noise level</b> 45 52 61 67	<b>Cod. 112.0185.278</b> FLL8 Charcoal filter Long Lasting
<b>Width</b> 700 mm		
<b>Energy class</b> A+		



# CHLOÈ XL ISOLA







Country grey matt - CG MATT



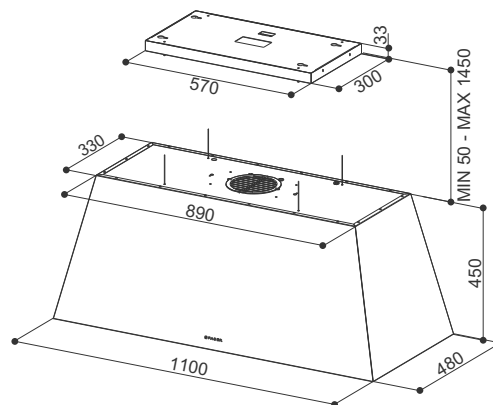
Cast iron - CI



\* Ducted installation

## UNIQUE PERSONALITY EXPRESSED IN PERFORMANCE.

Some ideas cast new light on everything around them: even colours, flavours and everyday gestures. In a dull, uniform world they epitomise newness, inspire beauty and establish a new sense of proportion. Chloè XL Island is one of these ideas. Designed to take style to a higher level, Chloè XL Island adds the excitement of broader horizons and new dimensions to your kitchen.



ISLAND

# CHLOÈ XL ISLAND

CHLOÈ XL ISLAND CG MATT F110 cod. 321.0506.537

CHLOÈ XL ISLAND CI F110 cod. 321.0506.538



SOUND PRO



CARBONI ATTIVI  
INCLUSI



LED LIGHT



FEATURES	PERFORMANCE	ACCESSORIES
<b>Finish</b> • Country grey matt • Cast iron	<b>Speed</b> 1 2 3 INT	<b>Cod. 112.0157.240</b> F8 Charcoal filter
<b>Controls</b> Electromechanical Knob	<b>Air capacity IEC point</b> 260 390 510 600	<b>Cod. 112.0516.426*</b> Chimney kit island Cast iron
<b>Lighting</b> 2 LED	<b>Pressure</b> 230 370 470 500	<b>Cod. 112.0516.427*</b> Chimney kit island Country grey matt
<b>Grease filter</b> Cassettes dishwasher safe	<b>Input</b> 80 105 140 160	<b>Cod. 112.0158.127</b> FHP8 Charcoal filter High Performance
<b>Ø of air outlet</b> 150 /120 mm	<b>Noise level</b> 52 54 58 62	<b>Cod. 112.0185.278</b> FLL8 Charcoal filter Long Lasting
<b>Width</b> 1100 mm		<b>Cod. 112.0691.642</b> Cable Extension Kit
<b>Energy class</b> C		

\*Needed for ducted  
installation



Dark grey matt /  
stainless steel frame



Dark grey matt / durmast wood frame



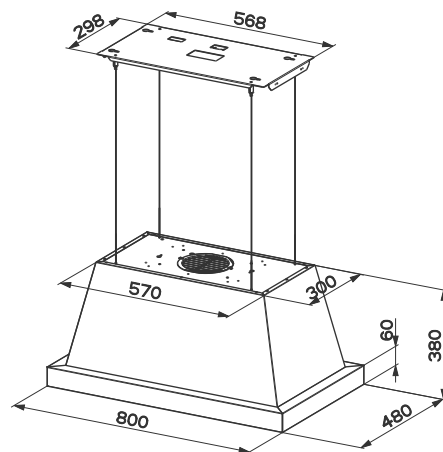
\* Ducted installation

White matt / stainless steel frame



White matt / durmast wood frame





# THEA ISLAND

THEA ISLAND EV8 WH MATT F80 SC cod. 321.0517.781

THEA ISLAND EV8 DG MATT F80 SC cod. 321.0517.782



THE THEA ISLAND HOOD MUST BE MATCHED WITH ONE OF THE AVAILABLE FRAMES

FEATURES	PERFORMANCE	ACCESSORIES	FRAME FINISH
<b>Finish</b> • White matt • Dark grey matt	<b>Speed</b> 1 2 3 INT <b>Air capacity IEC point</b> 310 470 620 740 <b>Pressure</b> 390 460 500 530 <b>Input</b> 130 165 210 250 <b>Noise level</b> 49 58 64 67	<b>Cod. 112.0157.240</b> F8 Charcoal filter <b>Cod. 112.0516.428*</b> Chimney kit island White matt <b>Cod. 112.0516.430*</b> Chimney kit island Dark grey matt <b>Cod. 112.0158.127</b> FHP8 Charcoal filter High Performance <b>Cod. 112.0185.278</b> FLL8 Charcoal filter Long Lasting <b>Cod. 112.0691.642</b> Cable Extension Kit	<b>Cod. 112.0516.431</b> Kit stainless steel frame Thea Island 800mm <b>Cod. 112.0516.432</b> Kit durmast frame Thea Island 800mm
<b>Controls</b> Electronic			
<b>Lighting</b> 2 LED lights			
<b>Grease filter</b> Cassettes dishwasher safe			
<b>Ø of air outlet</b> 150 /120 mm			
<b>Width</b> 800 mm			
<b>Energy class</b> B			

\*Needed for ducted installation



# FOOD SET

**FOOD SET** cod. 112.0524.622

This professional food set boasts impressive and exclusive characteristics, including a base made from Krion, produced with the **Krion Eco-Active Solid Technology™**.

This new technology present in Krion™ Eco-Active resides in incorporating a series of activators into the product, specially developed by Krion, which when in contact with any type of light, provide Krion™ Eco-Active with the following new properties: Air purification, Anti-bacteria, Selfcleaning and Elimination of chemical products.

A large number of compounds that are dangerous to our health have been eliminated, such as pesticides present in our surroundings, and especially in the foods we consume.

The base is specially shaped to contain the set's washable food bag and solid wood cutting board. In this set, three practical accessories combine to form a unique solution.

The Thea food set is ideal for the elegant presentation of bread, charcuterie, cheese and fruit, and for use as a simple but chic platter to serve guests at important occasions with rustic aperitifs and finger foods.

## FEATURES

**Material:** Krion base  
**Finish:** White  
**Non-porous surface**  
**Anti-bacterial properties**  
**Made from fully recyclable, ecological material**  
**Tough and long-lasting**  
**Dimensions:** 440x200x10 mm

## MAINTENANCE

Dishwasher washable.

Self-cleaning: liquids and dirt can be cleaned from the surface of the material with greater ease, reducing the use of detergents.

To remove stubborn dirt and surface scratches, clean with a dry, slightly abrasive kitchen sponge.

**Material:** Solid wood insert

**Finish:** Durmast

**ORDINARY MAINTENANCE:** Wipe with a damp sponge and dry with a cloth.

**SPECIAL MAINTENANCE:** To nourish the wood and keep the colour bright, pass a cloth dipped in a few drops of cooking oil.





# KIT MENSOLA

## SHELF KIT

**KIT SHELF** cod. 112.0527.474

This wood shelf kit is a great way to add value to your kitchen. Simple and compatible with all styles, this accessory blends great functionality and attractive design.

### FEATURES

**Material:** Wood

**Finish:** Durmast

**Shelf bracket:** Internal

**Dimensions:** 600x400x30 mm

**ORDINARY MAINTENANCE:** For normal cleaning, simply dust the top with a soft cloth.

**SPECIAL MAINTENANCE:** Every 2 or 3 months the wooden surface must be polished using a commercially available beeswax product in a colour specific to the type of wood.

NEVER use aggressive detergents or water, as these may damage the surface varnish over time.



We recommend combining it with Thea and Thea Island hoods that have frame in the same durmast wood finish.









# SUSPENDED

BEAT	249
BEAT XL	245
BELLE	253
BELLE PLUS	253
CÈLINE PLUS	257
LYBRA PLUS	264
NEST PLUS	266
PAREO PLUS	265
ODETTE PLUS	261
SOFT CUBE	263
ZOOM PLUS	267

# BEAT XL









reddot winner 2023



NEW

Dark Forest

**FABER**  
FRANKE'S AIR EXPERT

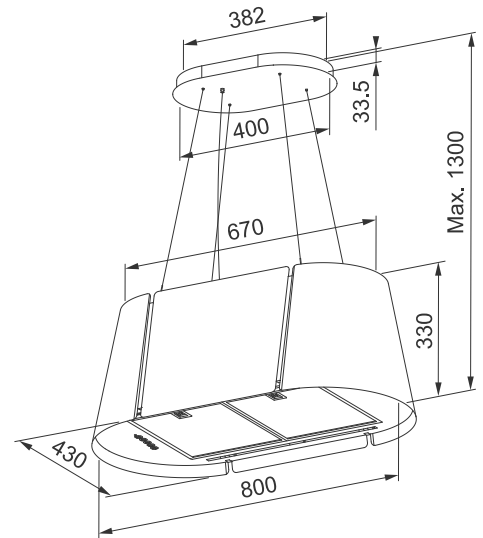
70  
YEARS

White matt



Black matt





To be installed at a minimum distance from the hob of 65 cm.

# BEAT XL

**BEAT XL WH MATT F80** cod. 345.0709.184

**BEAT XL BK MATT F80** cod. 345.0698.955

**BEAT XL DF/BK MATT KL F80** cod. 345.0740.253\*



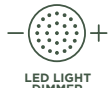
SOUND PRO



INTENSIVE SPEED



REMOTE CONTROL



LED LIGHT DIMMER



CARBONI ATTIVI INCLUSI



LED LIGHT



FEATURES	PERFORMANCE	ACCESSORIES
<b>Finish</b> <ul style="list-style-type: none"> <li>• White matt</li> <li>• Black matt</li> <li>• Dark Forest / Black matt</li> </ul>	<b>Speed</b> 1 2 3 INT <b>Air capacity IEC point</b> 290 420 590 750 <b>Pressure</b> 450 540 600 630 <b>Input</b> 150 200 240 250 <b>Noise level</b> 48 55 63 68	<b>Cod. 112.0157.240</b> F8 Charcoal filter <b>Cod. 112.0158.127</b> FHP8 Charcoal filter High Performance <b>Cod. 112.0185.278</b> FLL8 Charcoal filter Long Lasting <b>Cod. 112.0691.642</b> Cable Extension Kit
<b>Controls</b> Soft Touch		
<b>Lighting</b> 2 LED light bar		
<b>Grease filter</b> Cassettes dishwasher safe		
<b>Ø of air outlet</b> 150 / 120 mm		
<b>Width</b> 800 mm		
<b>Energy class</b> A		

BEAT





SUSPENDED





NEW

Dark Forest

**FABER** 70  
FRANKE'S AIR EXPERT YEARS

Stainless steel / Black matt



Titanium matt



Black Gloss



Black matt



White matt



Dark grey matt



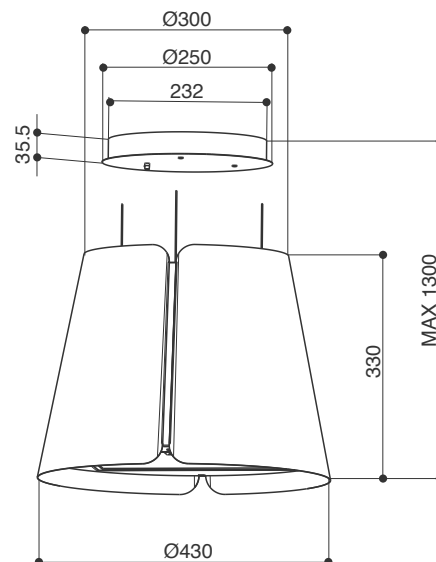
Dusty blue matt





## FRESH AND SIMPLE LINES

Beat is a new model of suspended hood identified by fresh and simple lines with two panels arranged side-by-side.



# BEAT

**BEAT BK MATT F45** cod. 345.0612.337  
**BEAT WH MATT F45** cod. 345.0612.338  
**BEAT X/BK MATT F45** cod. 345.0655.177  
**BEAT TITANIUM MATT F45** cod. 345.0655.178

**BEAT BK GLOSS F45** cod. 345.0657.025  
**BEAT DG MATT F45** cod. 345.0612.339  
**BEAT DB MATT F45** cod. 345.0612.340  
**BEAT DF/BK MATT F45** cod. 345.0740.252



SOUND PRO



INTENSIVE SPEED



CARBONI ATTIVI INCLUSI



LED LIGHT



FEATURES	PERFORMANCE	ACCESSORIES
<b>Finish</b> <ul style="list-style-type: none"> <li>• White matt</li> <li>• Black matt</li> <li>• Dark grey matt</li> <li>• Dusty blue matt</li> <li>• Stainless steel / Black matt</li> <li>• Titanium matt</li> <li>• Black Gloss</li> <li>• Dark Forest / Black matt</li> </ul>	<b>Speed</b> 1   2   3   INT <b>Air capacity IEC point</b> 270 410 580 740 <b>Pressure</b> 450 540 570 580 <b>Input</b> 150 200 240 250 <b>Noise level</b> 53 59 66 70	<b>Cod. 112.0157.240</b> F8 Charcoal filter <b>Cod. 112.0158.127</b> FHP8 Charcoal filter High Performance <b>Cod. 112.0185.278</b> FLL8 Charcoal filter Long Lasting <b>Cod. 112.0691.642</b> Cable Extension Kit
<b>Controls</b> Electronic		
<b>Lighting</b> 2 LED lights		
<b>Grease filter</b> Cassettes dishwasher safe		
<b>Ø of air outlet</b> 150 mm		
<b>Width</b> 430 mm		
<b>Energy class</b> A		

# BELLE PLUS







SUSPENDED

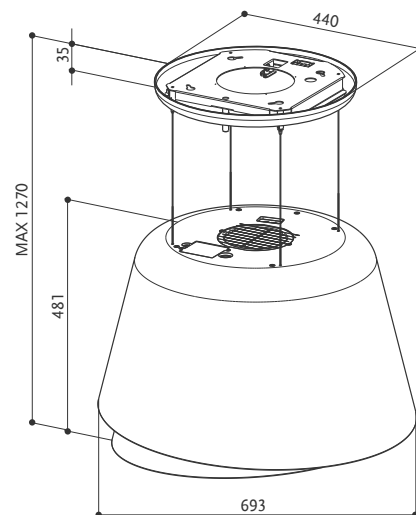


Gold / warm dark grey matt



## ADVANCED TECHNOLOGY, UNIQUE DESIGN

As beautiful as its name suggests, the Belle hood features a design that is both eye-catching and elegant. Its double panel creates an effect reminiscent of the petals of a flower. Available in two refined finishes, the original, asymmetrically shaped Belle hood is made even more desirable by Up & Down action and by the technology that has made Faber the number one name in kitchen hoods.



# BELLE PLUS



**BELLE PLUS GOLD/WARM DG MATT KL** cod. 345.0541.068

# BELLE

**BELLE GOLD/WARM DG MATT KL** cod. 345.0541.066

SUSPENDED



AIRLANE



K-LINK



SOUND PRO



PERIMETER ASPIRATION



INTENSIVE SPEED



DELAY 30



HOUR 24



REMOTE CONTROL



CARBONI ATTIVI INCLUSI



LED LIGHT



(optional)

FEATURES	PERFORMANCE	ACCESSORIES
<b>Finish</b>	<b>Speed</b>	<b>Cod. 112.0157.240</b>
• Gold / Warm dark grey matt	1 2 3 INT	F8 Charcoal filter
<b>Controls</b>	<b>Air capacity IEC point</b>	<b>Cod. 112.0158.127</b>
Touch control	240 370 510 620	FHP8 Charcoal filter High Performance
<b>Lighting</b>	<b>Pressure</b>	<b>Cod. 112.0185.278</b>
Perimetral LED light	410 490 550 560	FLL8 Charcoal filter Long Lasting
<b>Grease filter</b>	<b>Input</b>	<b>Cod. 112.0542.875</b>
Cassettes dishwasher safe	150 200 240 250	Airlane ducting kit
<b>Ø of air outlet</b>	<b>Noise level</b>	<b>Cod. 112.0691.642</b>
150 mm	46 53 61 65	Cable extension kit _only for BELLE model
<b>Width</b>		
695 mm		
<b>Energy class</b>		
A		

# CÈLINE PLUS







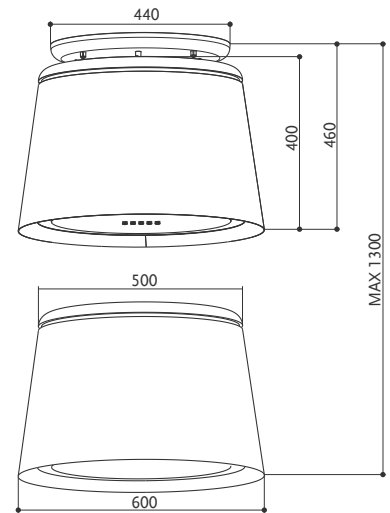
Warm white / Country grey matt



Celine equipped with Airline  
ducting Kit optional

## THE CONICAL HOOD. A MODERN CLASSIC

A thin line of stainless steel enriches the top part of this original, conical hood, which is also available with a bottom section in a different finish. The contemporary, essential design of Céline is made even more striking by Up& Down technology. The hood can be raised to the ceiling when not in use and lowered again whenever its extraordinary performance is needed. Céline comes in a choice of matt country grey and warm white.



# CÉLINE PLUS

CÉLINE PLUS WW/CG MATT KL cod. 345.0541.064



FEATURES	PERFORMANCE	ACCESSORIES
<b>Finish</b> • Warm white / Country grey matt	<b>Speed</b> 1 2 3 INT	<b>Cod. 112.0157.240</b> F8 Charcoal filter
<b>Controls</b> Touch control	<b>Air capacity IEC point</b> 240 370 510 620	<b>Cod. 112.0158.127</b> FHP8 Charcoal filter High Performance
<b>Lighting</b> Perimetral LED light	<b>Pressure</b> 410 490 550 560	<b>Cod. 112.0185.278</b> FLL8 Charcoal filter Long Lasting
<b>Grease filter</b> Cassettes dishwasher safe	<b>Input</b> 150 200 240 250	<b>Cod. 112.0542.875</b> Airlane ducting kit
<b>Ø of air outlet</b> 150 mm	<b>Noise level</b> 46 53 61 65	
<b>Width</b> 600 mm		
<b>Energy class</b> A		

# ODETTE PLUS









Black matt

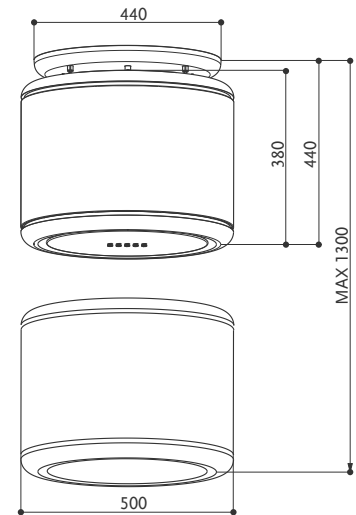


Odette equipped with Airline  
ducting Kit optional

## TECHNOLOGY IN CYLINDRICAL FORM

Matt black or matt grey?

In either shade, the perfect cylinder that encloses Odette's high-tech heart adds a touch of unmistakable, contemporary style to any kitchen. Up&Down action makes Odette discrete, functional and able to satisfy the needs of every day cooking.



# ODETTE PLUS

ODETTE PLUS BK MATT KL cod. 345.0541.053




FEATURES	PERFORMANCE	ACCESSORIES
<b>Finish</b>	<b>Speed</b>	<b>Cod. 112.0157.240</b>
• Black matt	1 2 3 INT	F8 Charcoal filter
<b>Controls</b>	<b>Air capacity IEC point</b>	<b>Cod. 112.0158.127</b>
Touch control	240 370 510 620	FHP8 Charcoal filter High Performance
<b>Lighting</b>	<b>Pressure</b>	<b>Cod. 112.0185.278</b>
Perimetral LED light	410 490 550 560	FLL8 Charcoal filter Long Lasting
<b>Grease filter</b>	<b>Input</b>	<b>Cod. 112.0542.875</b>
Cassettes dishwasher safe	150 200 240 250	Airlane ducting kit
<b>Ø of air outlet</b>	<b>Noise level</b>	
150 mm	46 53 61 65	
<b>Width</b>		
500 mm		
<b>Energy class</b>		
A		


Nero Ingo  
Black



Bianco Kos  
White

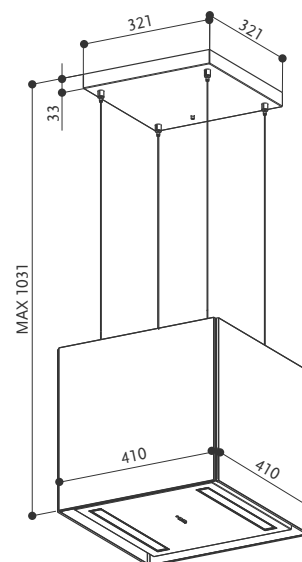


Grigio Londra  
Grey



## TOUCH & FEEL SURFACE WITH FENIX

**SOFT CUBE** The geometrically shaped Soft Cube light fitting solution is coated with Fenix®, a hi-tech material with unique characteristics it is soft to the touch, silky smooth, smudge-proof and water-repellent. It is very easy to clean and perfectly integrates into modern and elegant kitchen environments.



# SOFT CUBE

**SOFT CUBE BIANCO KOS F40** cod. 345.0607.586

**SOFT CUBE GRIGIO LONDRA F40** cod. 345.0607.589

**SOFT CUBE NERO INGO F40** cod. 345.0607.590



SOFT TOUCH



SOUND PRO



PERIMETER  
ASPIRATION



INTENSIVE  
SPEED



DELAY 30



HOUR 24



ANTITOUCH



CARBONI ATTIVI  
INCLUSI



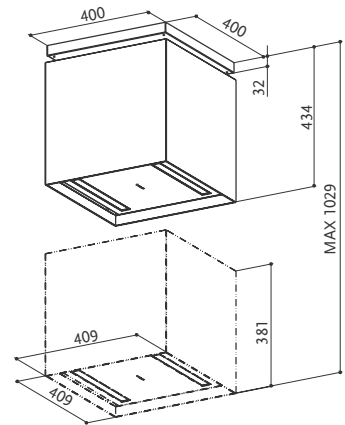
LED LIGHT



FEATURES	PERFORMANCE	ACCESSORIES
<b>Finish</b> <ul style="list-style-type: none"> <li>• FENIX NTM Grigio Londra - Grey</li> <li>• FENIX NTM Bianco Kos - White</li> <li>• FENIX NTM Nero Ingo - Black</li> </ul>	<b>Speed</b> 1   2   3   INT <b>Air capacity IEC point</b> 280 400 570 700 <b>Pressure</b> 450 540 580 590 <b>Input</b> 150 200 240 250 <b>Noise level</b> 48 56 64 68	<b>Cod. 112.0157.240</b> F8 Charcoal filter  <b>Cod. 112.0158.127</b> FHP8 Charcoal filter High Performance  <b>Cod. 112.0185.278</b> FLL8 Charcoal filter Long Lasting  <b>Cod. 112.0691.642</b> Cable Extension Kit
<b>Controls</b> Electronic		
<b>Lighting</b> 2 LED lights		
<b>Grease filter</b> Cassettes dishwasher safe		
<b>Ø of air outlet</b> 150 mm		
<b>Width</b> 409 mm		
<b>Energy class</b> A		



Stainless steel / Glass



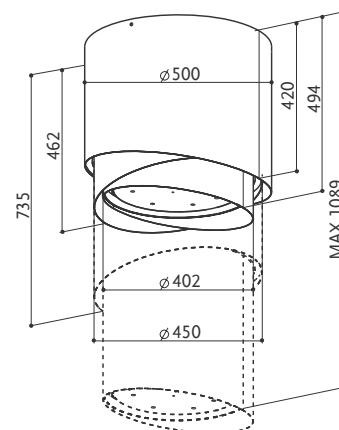
# LYBRA PLUS

LYBRA PLUS KL cod. 110.0255.507



FEATURES	PERFORMANCE	ACCESSORIES
<b>Finish</b> • Stainless steel / Glass	<b>Speed</b> 1 2 3 INT	<b>Cod. 112.0157.240</b> F8 Charcoal filter
<b>Controls</b> Electronic	<b>Air capacity IEC point</b> 280 400 570 700	<b>Cod. 112.0158.127</b> FHP8 Charcoal filter High Performance
<b>Lighting</b> 2 LED lights	<b>Pressure</b> 450 540 580 590	<b>Cod. 112.0169.216</b> F-LIGHT ducting kit
<b>Grease filter</b> Cassettes dishwasher safe	<b>Input</b> 150 200 240 250	<b>Cod. 112.0185.278</b> FLL8 Charcoal filter Long Lasting
<b>Ø of air outlet</b> 150 mm	<b>Noise level</b> 48 56 64 68	
<b>Width</b> 409 mm		
<b>Energy class</b> A		

Stainless steel



# PAREO PLUS

PAREO PLUS KL cod. 345.0492.593

PAREO PLUS TIBETAN SILVER KL cod. 345.0492.594



UP & DOWN



K-LINK



SOUND PRO



PERIMETER ASPIRATION



INTENSIVE SPEED



DELAY 30



HOUR 24



REMOTE CONTROL



CARBONI ATTIVI INCLUSI



LED LIGHT



FEATURES	PERFORMANCE	ACCESSORIES
<b>Finish</b> • Stainless steel • Tibetan silver	<b>Speed</b> 1 2 3 INT - <b>Air capacity IEC point</b> 260 400 560 670 <b>Pressure</b> 450 510 550 580 <b>Input</b> 150 200 240 250 <b>Noise level</b> 50 58 64 69	
<b>Controls</b> Electronic		
<b>Lighting</b> Micro LED Lights		
<b>Grease filter</b> Cassettes dishwasher safe		
<b>Ø of air outlet</b> 150 mm		
<b>Width</b> 500 mm		
<b>Energy class</b> A		

Tibetan silver



SUSPENDED

The model is exclusively available in the extraction version



# NEST PLUS

**NEST PLUS KL** cod. 345.0492.592

**KIT 6 LED G9 2,5 W** cod. 112.0505.117



FEATURES	PERFORMANCE	ACCESSORIES
<b>Finish</b>	<b>Speed</b>	<b>Cod. 112.0157.240</b>
• Stainless steel / Glass	1 2 3 INT	F8 Charcoal filter
<b>Controls</b>	<b>Air capacity IEC point</b>	<b>Cod. 112.0158.127</b>
Electronic	260 400 560 670	FHP8 Charcoal filter High Performance
<b>Lighting</b>	<b>Pressure</b>	<b>Cod. 112.0505.117</b>
Micro LED Lights	450 510 550 580	Kit 6 LED G9 2,5 W
<b>Grease filter</b>	<b>Input</b>	<b>Cod. 112.0169.216</b>
Cassettes dishwasher safe	150 200 240 250	F-LIGHT ducting kit
<b>Ø of air outlet</b>	<b>Noise level</b>	<b>Cod. 112.0185.278</b>
150 mm	50 58 64 69	FLL8 Charcoal filter Long Lasting
<b>Width</b>		
860 mm		
<b>Energy class</b>		
A		



# ZOOM PLUS

**ZOOM PLUS** cod. 345.0492.568



FEATURES	PERFORMANCE	ACCESSORIES
<b>Finish</b> • Stainless steel	<b>Speed</b> 1 2 3 INT	<b>Cod. 112.0157.240</b> F8 Charcoal filter
<b>Controls</b> Electronic	<b>Air capacity IEC point</b> 260 400 560 670	<b>Cod. 112.0158.127</b> FHP8 Charcoal filter High Performance
<b>Lighting</b> Micro LED Lights	<b>Pressure</b> 450 510 550 580	<b>Cod. 112.0169.216</b> F-LIGHT ducting kit
<b>Grease filter</b> Cassettes dishwasher safe	<b>Input</b> 150 200 240 250	<b>Cod. 112.0185.278</b> FLL8 Charcoal filter Long Lasting
<b>Ø of air outlet</b> 150 mm	<b>Noise level</b> 50 58 64 69	
<b>Width</b> 400 mm		
<b>Energy class</b> A		







# HOB

FBH32	277
FBH64	276
FCH64	275
FCH84	274
FCH95	272
FCH SLIM 94	273

FCH84



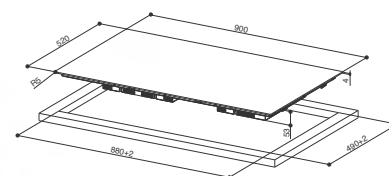




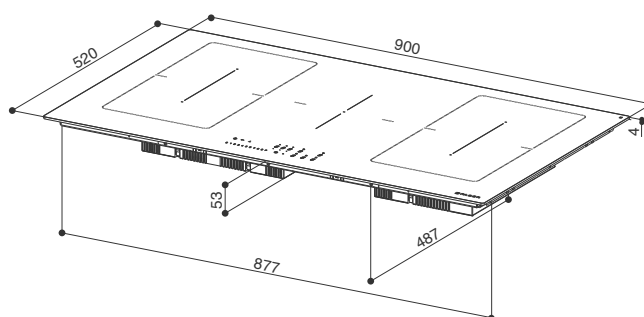
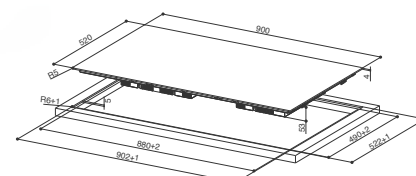




STANDARD INSTALLATION



FLUSH FIT INSTALLATION



# FCH95

FCH 95 BK KL cod. 108.0604.943



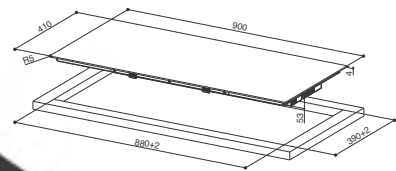
HOOD&HOB

FEATURES	FUNCTIONS		POWER COOKING ZONE		
<b>Finish</b>	<b>K-Link* with hood</b>	Yes	<b>1 Cooking zone</b>	2100 W 3000 W Booster	210x190
• Black glass	<b>Flexi Cooking</b>	Yes (2 zone)	<b>2 Cooking zone</b>	2100 W 3000 W Booster	210x190
<b>Product dimensions LxW (mm)</b>	<b>Booster</b>	Yes	<b>3 Cooking zone</b>	2300 W 3000 W Booster	Ø 200
900x520	<b>Child proof-lock</b>	Yes	<b>4 Cooking zone</b>	2100 W 3000 W Booster	210x190
<b>Induction zone</b>	<b>Timer</b>	Yes	<b>5 Cooking zone</b>	2100 W 3000 W Booster	210x190
5	<b>Pause/Recall</b>	Yes			
<b>Controls</b>	<b>Overflow safety device</b>	Yes			
Slider Touch 9 levels	<b>Automatic heat-up</b>	Yes			
<b>Power (W)</b>	<b>Pot Detection</b>	Yes			
7400	<b>Residual Heat indication</b>	Yes			
<b>Voltage (V)</b>					
220/240					
<b>Frequency (HZ)</b>					
50/60					
	<b>Power Limitation</b>	2500w/ 3000w/ 3500w/ 4000w/ 5000w/ 6000w/ full			

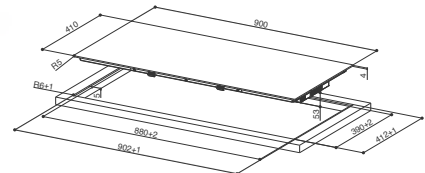
\*Requires a Faber hood with K-Link function



STANDARD INSTALLATION

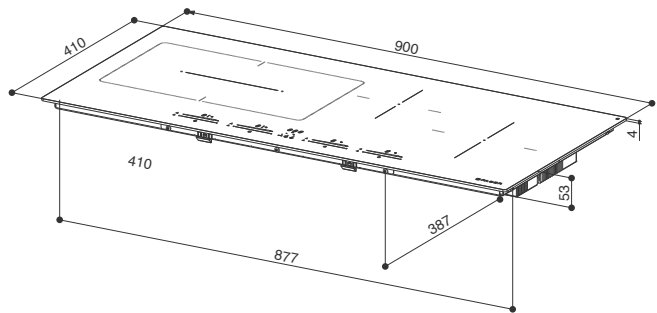


FLUSH FIT INSTALLATION



# FCH SLIM 94

FCH SLIM 94 BK KL cod. 108.0604.942



HOB

FEATURES	FUNCTIONS		POWER COOKING ZONE	
<b>Finish</b>	<b>K-Link* with hood</b>	Yes	<b>1 Cooking zone</b>	2100 W 3000 W Booster 210x190
• Black glass	<b>Flexi Cooking</b>	Yes	<b>2 Cooking zone</b>	2100 W 3000 W Booster 210x190
<b>Product dimensions LxW (mm)</b>	<b>Booster</b>	Yes	<b>3 Cooking zone</b>	1400 W 2100 W Booster Ø 160
900x410	<b>Child proof-lock</b>	Yes	<b>4 Cooking zone</b>	2300 W 3000 W Booster Ø 200
<b>Induction zone</b>	<b>Timer</b>	Yes		
4	<b>Pause/Recall</b>	Yes		
<b>Controls</b>	<b>Overflow safety device</b>	Yes		
Multi-Slider Touch 9 levels	<b>Automatic heat-up</b>	Yes		
<b>Power (W)</b>	<b>Pot Detection</b>	Yes		
7400	<b>Residual Heat indication</b>	Yes		
<b>Voltage (V)</b>	<b>Power Limitation</b>	2500w/ 3000w/ 3500w/ 4000w/ 5000w/ 6000w/ full		
220/240				
<b>Frequency (HZ)</b>				
50/60				

\*Requires a Faber hood with K-Link function

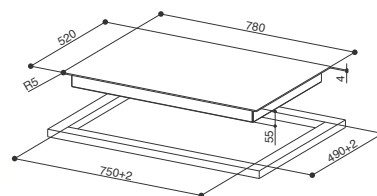
NEW

**FABER** 70 YEARS  
FRANKE'S AIR EXPERT

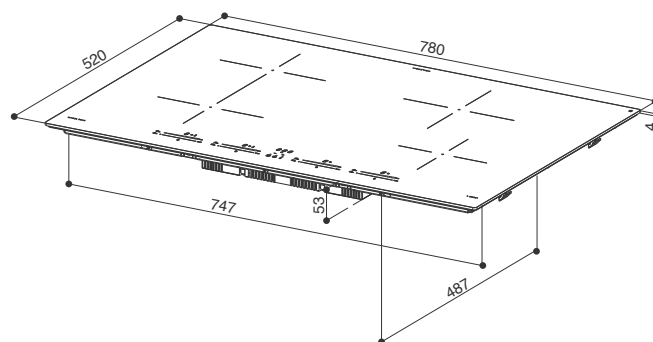
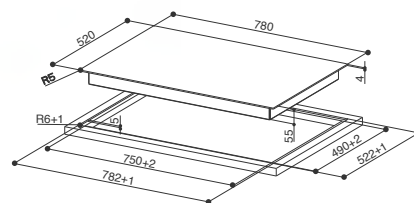
Dark Forest



STANDARD INSTALLATION



FLUSH FIT INSTALLATION



# FCH84

FCH 84 BK KL cod. 108.0604.935

FCH 84 DF KL cod. 108.0740.871



K-LINK



POWER  
MANAGEMENT



FLEXI  
ZONE




BOOST



TIMER

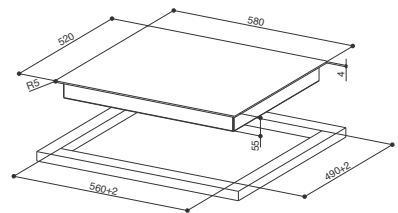
HOOD&HOB

FEATURES	FUNCTIONS		POWER COOKING ZONE		
<b>Finish</b>	<b>K-Link* with hood</b>	Yes	<b>1 Cooking zone</b>	2100 W 3000 W Booster	210x190
• Black glass	<b>Flexi Cooking</b>	Yes	<b>2 Cooking zone</b>	2100 W 3000 W Booster	210x190
• Dark Forest glass	<b>Booster</b>	Yes	<b>3 Cooking zone</b>	2300 W 3000 W Booster	Ø 200
<b>Product dimensions</b>	<b>Child proof-lock</b>	Yes	<b>4 Cooking zone</b>	1400 W 2100 W Booster	Ø 160
<b>LxW (mm)</b>	<b>Timer</b>	Yes	<b>Black glass</b>		
780x520	<b>Pause/Recall</b>	Yes			
<b>Induction zone</b>	<b>Automatic heat-up</b>	Yes			
4	<b>Pot Detection</b>	Yes			
<b>Controls</b>	<b>Residual Heat indication</b>	Yes			
Slider Touch 9 levels	<b>Power Limitation</b>	2500w/ 3000w/ 3500w/ 4000w/ 5000w/ 6000w/ full			
<b>Power (W)</b>					
7400					
<b>Voltage (V)</b>					
220/240					
<b>Frequency (HZ)</b>					
50/60					

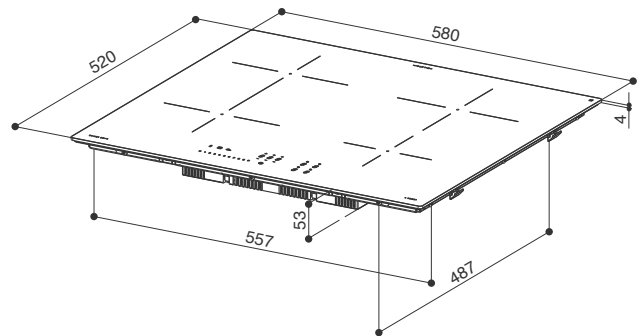
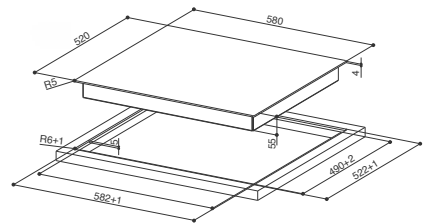
\*Requires a Faber hood with K-Link function



STANDARD INSTALLATION



FLUSH FIT INSTALLATION



# FCH64

FCH 64 BK KL cod. 108.0604.933



K-LINK



POWER  
MANAGEMENT



FLEXI  
ZONE



BOOST



TIMER

HOOD&HOB

HOB

FEATURES	FUNCTIONS	POWER COOKING ZONE
<b>Finish</b> • Black glass	<b>K-Link* with hood</b> Yes	<b>1 Cooking zone</b> 2100 W 210x190 3000 W Booster
<b>Product dimensions LxW (mm)</b> 580x520	<b>Flexi Cooking</b> Yes	<b>2 Cooking zone</b> 2100 W 210x190 3000 W Booster
<b>Induction zone</b> 4	<b>Booster</b> Yes	<b>3 Cooking zone</b> 2300 W Ø 200 3000 W Booster
<b>Controls</b> Slider Touch control	<b>Child proof-lock</b> Yes	<b>4 Cooking zone</b> 1400 W Ø 145 1850 W Booster
<b>Power (W)</b> 7400	<b>Timer</b> Yes	
<b>Voltage (V)</b> 220/240	<b>Pause/Recall</b> Yes	
<b>Frequency (HZ)</b> 50/60	<b>Overflow safety device</b> Yes	
	<b>Automatic heat-up</b> Yes	
	<b>Pot Detection</b> Yes	
	<b>Power Limitation Residual</b> Yes	
	<b>Power Limitation</b> 2500w/ 3000w/ 3500w/ 4000w/ 5000w/ 6000w/ full	

\*Requires a Faber hood with K-Link function



NEW

**FABER**  
FRANKE'S AIR EXPERT 70 YEARS

Dark Forest



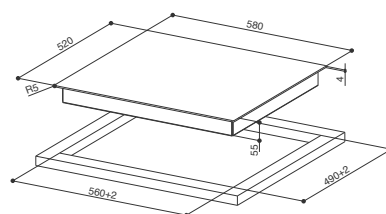
# FBH64

FBH 64 BK FFI cod. 108.0604.932

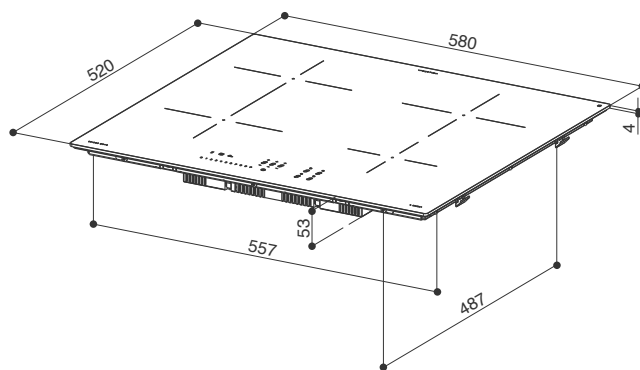
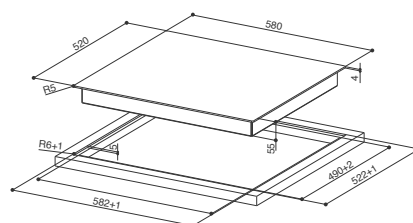
FBH 64 DF cod. 108.0740.800




STANDARD INSTALLATION



FLUSH FIT INSTALLATION



FEATURES	FUNCTIONS		POWER COOKING ZONE		
<b>Finish</b>	<b>K-Link with hood</b>	No	<b>1 Cooking zone</b>	1400 W 2100 W Booster	Ø 160
• Black glass • Dark Forest glass	<b>Flexi Cooking</b>	No	<b>2 Cooking zone</b>	1400 W 2100 W Booster	Ø 160
<b>Product dimensions LxW (mm)</b>	<b>Booster</b>	Yes	<b>3 Cooking zone</b>	2300 W 3000 W Booster	Ø 200
580x520	<b>Child proof-lock</b>	Yes	<b>4 Cooking zone</b>	1400 W 1850 W Booster	Ø 145
<b>Induction zone</b>	<b>Timer</b>	Yes	<b>Black glass</b> 		
4	<b>Pause/Recall</b>	No			
<b>Controls</b>	<b>Overflow safety device</b>	Yes			
Touch a 9 livelli	<b>Automatic heat-up</b>	No			
<b>Power (W)</b>	<b>Pot Detection</b>	Yes			
7400	<b>Residual Heat indication</b>	Yes			
<b>Voltage (V)</b>	<b>Power Limitation</b>	2500w/ 3000w/ 3500w/ 4000w/ 5000w/ 6000w/ full			
220/240					
<b>Frequenza (HZ)</b>					
50/60					

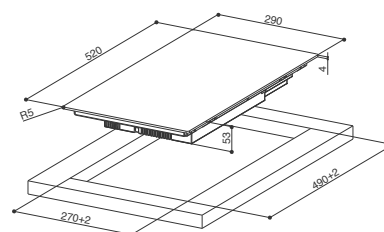


# FBH32

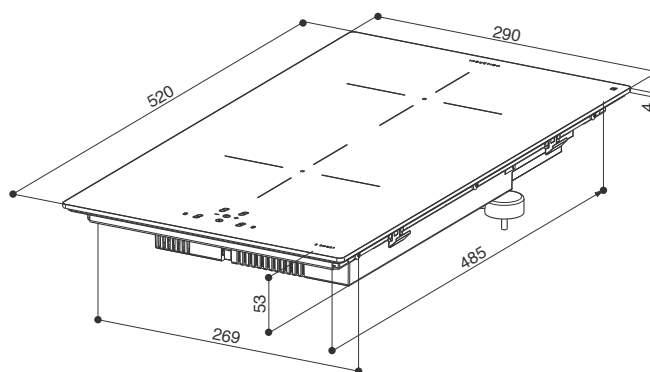
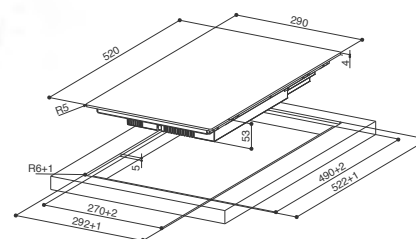
FBH 32 BK FFI cod. 108.0604.931



STANDARD INSTALLATION



FLUSH FIT INSTALLATION



HOB

FEATURES	FUNCTIONS	POWER COOKING ZONE
<b>Finish</b> • Black glass	<b>K-Link with hood</b> No	<b>1 Cooking zone</b> 1400 W 2100 W Booster Ø 160
<b>Product dimensions LxW (mm)</b> 290x520	<b>Flexi Cooking</b> No	<b>2 Cooking zone</b> 1400 W 2100 W Booster Ø 160
<b>Induction zone</b> 2	<b>Booster</b> Yes	
<b>Controls</b> Touch 9 levels	<b>Child proof-lock</b> Yes	
<b>Power (W)</b> 3700	<b>Timer</b> Yes	
<b>Voltage (V)</b> 220/240	<b>Pause/Recall</b> No	
<b>Frequency (HZ)</b> 50/60	<b>Overflow safety device</b> Yes	
	<b>Automatic heat-up</b> No	
	<b>Pot Detection</b> Yes	
	<b>Residual Heat indication</b> Yes	
	<b>Power Limitation</b> 1500W/ 2000W/ 2500W/ 3000W/ 3500W/ full	





# CEILING

HEAVEN 2.0	307
HEAVEN 2.0 FLAT	306
HEAVEN AIR	301
HEAVEN BRIGHT	299
HEAVEN DUAL LIGHT	295
HEAVEN GLASS 2.0 FLAT	306
HEAVEN LIGHT PRO	305
HEAVEN PEARL WHITE	291
HIGH-LIGHT	286
INSIDE UP	283
SKYPAD 2.0	287



INSIDE UP







Stainless steel

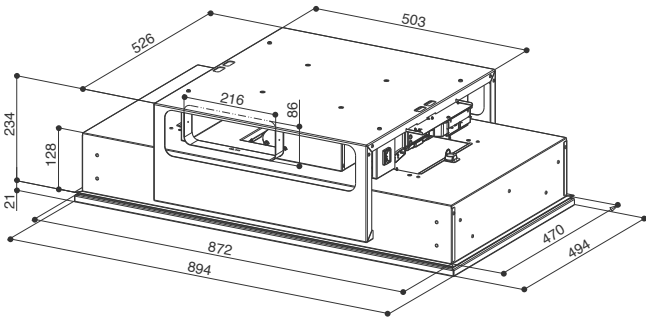


White matt



ESSENTIAL AND ICONICAL STYLE

An iconical and extremely distinctive design turns the Inside-Up ceiling hood into a precious decor element, able to enhance interior design with the help of its unique and tunable light.



INSIDE UP

INSIDE UP IX KL A90 cod. 305.0615.739  
INSIDE UP WH KL A90 cod. 305.0615.740



FEATURES		PERFORMANCE					ACCESSORIES
<b>Finish</b>		<b>Speed</b>	1	2	3	INT	<b>Cod. 112.0471.608</b>  F18-90 Charcoal filter
• White matt • Stainless steel		<b>Air capacity IEC point</b>	330	490	600	700	
<b>Controls</b>		<b>Pressure</b>	150	310	510	700	
Touch control		<b>Input</b>	30	65	115	145	
<b>Lighting</b>		<b>Noise level</b>	56	65	70	73	
Perimetral LED light							
<b>Grease filter</b>							
Cassettes dishwasher safe							
<b>Ø of air outlet</b>							
150 / 120 mm							
<b>Width</b>							
900 mm							
<b>Energy class</b>							
B							



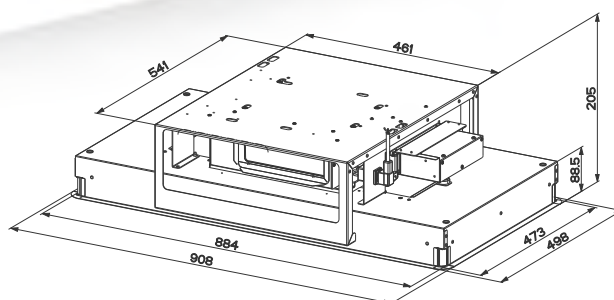
# HIGH-LIGHT







Black matt



# HIGH-LIGHT

HIGH-LIGHT X KL A91/2 cod. 350.0663.962

HIGH-LIGHT BK MATT KL A91/2 cod. 350.0663.963

HIGH-LIGHT WH MATT KL A91/2 cod. 350.0663.964



K-LINK



BRUSHLESS



PERIMETER ASPIRATION



INTENSIVE SPEED



DELAY 30



HOUR 24



FILTER ALARM



REMOTE CONTROL



LED LIGHT



FEATURES	PERFORMANCE	ACCESSORIES
<b>Finish</b> • Stainless steel • White matt • Black matt	<b>Speed</b> 1 2 3 INT <b>Air capacity IEC point</b> 165 350 490 700 <b>Pressure</b> 40 150 320 700 <b>Input</b> 10 30 65 145 <b>Noise level</b> 40 58 65 72	<b>Cod. 112.0471.608</b> F18-90 Charcoal filter
<b>Controls</b> Electronic Led		
<b>Lighting</b> Perimeter LED light		
<b>Grease filter</b> Cassettes dishwasher safe		
<b>Ø of air outlet</b> 220 x 90 mm		
<b>Width</b> 910 mm		
<b>Energy class</b> A+		

Stainless steel

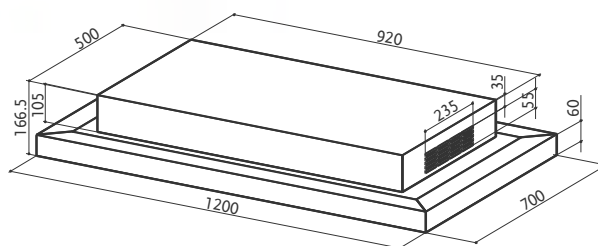


White matt





Model not built-in into the ceiling



# SKYPAD 2.0

SKYPAD 2.0 X/WH F120 cod. 110.0479.462



BRUSHLESS



PERIMETER  
ASPIRATION



INTENSIVE  
SPEED



DELAY 30



REMOTE  
CONTROL



CARBONI ATTIVI  
INCLUSI



LED LIGHT

FEATURES	PERFORMANCE	ACCESSORIES
<b>Finish</b> • Stainless steel / White glass	<b>Speed</b> 1 2 3 INT	<b>Cod. 112.0329.928</b>
<b>Controls</b> Electronic Led	<b>Air capacity IEC point</b> 440 600 780 850	FHP14 Charcoal filter High Performance
<b>Lighting</b> 2 LED lights	<b>Pressure*</b> - - - -	
<b>Grease filter</b> Cassettes dishwasher safe	<b>Input</b> 60 90 140 180	
<b>Ø of air outlet</b> -	<b>Noise level</b> 57 64 70 72	
<b>Width</b> 1200 mm		
<b>Energy class</b> - *		
<b>Blowers</b> 2		



# HEAVEN PEARL WHITE

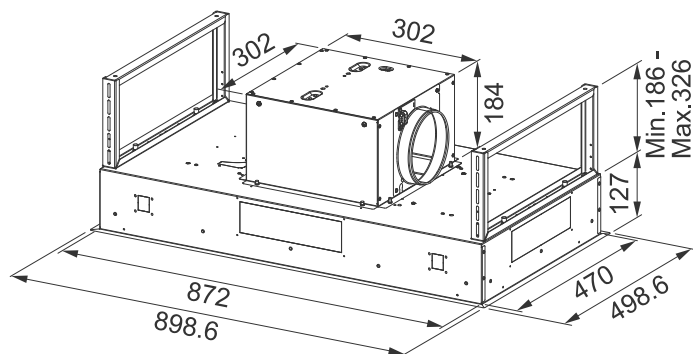






## THE CHARM OF AN ESSENTIAL DESIGN

The new Heaven Pearl White is an invisible hood featuring perimeter lighting that will add an extra touch of functionality and visual comfort, while creating a welcoming and clutter-free environment.



# HEAVEN PEARL WHITE NEW

HEAVEN PEARL WHITE A90 cod. 350.0731.514



FEATURES	PERFORMANCE	ACCESSORIES
<b>Finish</b> • White matt NCS S 500 N	<b>Speed</b> 1 2 3 INT	<b>Cod. 112.0157.240</b> F8 Charcoal filter
<b>Controls</b> Electronic Led	<b>Air capacity IEC point</b> 280 420 590 760	<b>Cod. 112.0158.127</b> FHP8 Charcoal filter High Performance
<b>Lighting</b> Perimetral LED light	<b>Pressure</b> 470 550 590 600	<b>Cod. 112.0185.278</b> FLL8 Charcoal filter Long Lasting
<b>Grease filter</b> Cassettes dishwasher safe	<b>Input</b> 150 200 240 250	<b>Cod. 112.0327.007</b> ENERGY Remote blower kit
<b>Ø of air outlet</b> 150 / 120 mm	<b>Noise level</b> 49 59 67 70	
<b>Width</b> 900 mm		
<b>Energy class</b> B		



# HEAVEN DUAL LIGHT



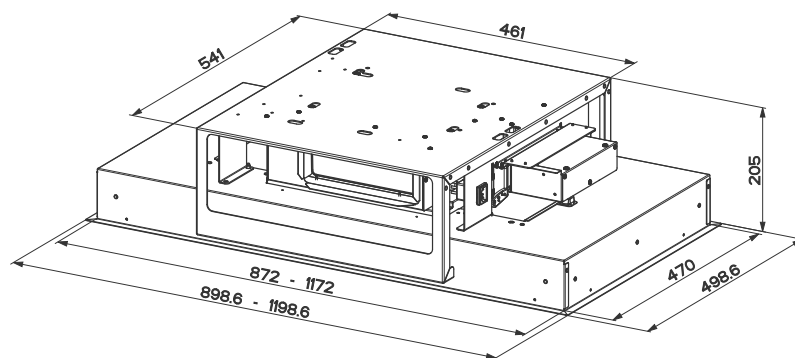


White glass



Stainless steel





# HEAVEN DUAL LIGHT

HEAVEN DUAL LIGHT A90 G/WH FLAT cod. 350.0679.874

HEAVEN DUAL LIGHT A90 X FLAT cod. 350.0679.875

HEAVEN DUAL LIGHT A120 G/WH FLAT cod. 350.0679.876



FEATURES	PERFORMANCE	ACCESSORIES
<b>Finish</b> • White glass • Stainless steel	<b>Speed</b> 1 2 3 INT BOOST	<b>Cod. 112.0471.608</b>
<b>Controls</b> Electronic Led	<b>Air capacity IEC point</b> 200 350 400 520 720	F18-90 Charcoal filter
<b>Lighting</b> 2 LED lights	<b>Pressure</b> 190 500 520 530 540	
<b>Grease filter</b> Cassettes dishwasher safe	<b>Input</b> 15 60 85 220 250	
<b>Ø of air outlet</b> 150 mm	<b>Noise level</b> 43 56 59 65 72	
<b>Width</b> 900 / 1200 mm		
<b>Energy class</b> A+		



# HEAVEN BRIGHT



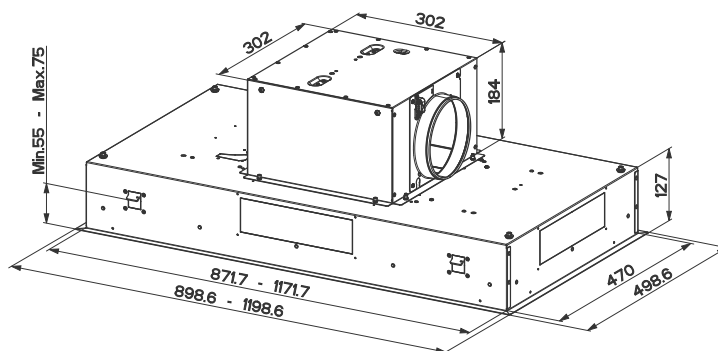


Stainless steel



White glass





# HEAVEN BRIGHT

HEAVEN BRIGHT A90 X KL cod. 350.0679.871

HEAVEN BRIGHT A90 G/WH KL cod. 350.0679.872

HEAVEN BRIGHT A120 G/WH KL cod. 350.0679.873



K-LINK



REMOTE  
BLOWER  
(optional)



PERIMETER  
ASPIRATION



INTENSIVE  
SPEED



DELAY 30



HOUR 24



FILTER ALARM



REMOTE  
CONTROL



LED LIGHT



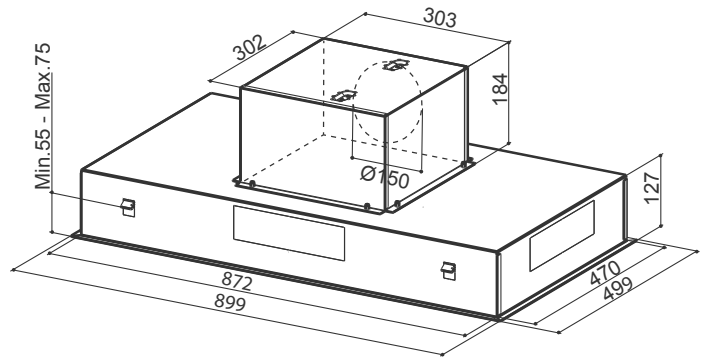
FEATURES	PERFORMANCE	ACCESSORIES
<b>Finish</b> • White glass • Stainless steel	<b>Speed</b> 1 2 3 INT	<b>Cod. 112.0157.240</b> F8 Charcoal filter
<b>Controls</b> Electronic Led	<b>Air capacity IEC point</b> 280 410 590 750	<b>Cod. 112.0327.007</b> ENERGY Remote blower kit
<b>Lighting</b> 2 LED lights	<b>Pressure</b> 470 540 580 590	<b>Cod. 112.0158.127</b> FHP8 Charcoal filter High Performance
<b>Grease filter</b> Cassettes dishwasher safe	<b>Input</b> 150 200 240 250	<b>Cod. 112.0185.278</b> FLL8 Charcoal filter Long Lasting
<b>Ø of air outlet</b> 150 / 120 mm	<b>Noise level</b> 46 55 63 67	
<b>Width</b> 900 / 1200 mm		
<b>Energy class</b> A		





### AIR QUALITY ALWAYS AT HAND

The only stainless steel ceiling hood model equipped with real-time air quality sensor, connected via app for superior functionality and air optimisation even in the most minimalist island kitchens.



# HEAVEN AIR

HEAVEN AIR X KL A90 cod. 350.0615.707



FEATURES	PERFORMANCE	ACCESSORIES
<b>Finish</b> • Stainless steel	<b>Speed</b> 1 2 3 INT	<b>Cod. 112.0157.240</b> F8 Charcoal filter
<b>Controls</b> Electronic Led	<b>Air capacity IEC point</b> 290 430 610 770	<b>Cod. 112.0327.007</b> ENERGY Remote blower kit
<b>Lighting</b> 4 LED lights	<b>Pressure</b> 460 550 590 600	<b>Cod. 112.0158.127</b> FHP8 Charcoal filter High Performance
<b>Grease filter</b> Cassettes dishwasher safe	<b>Input</b> 150 200 240 250	<b>Cod. 112.0185.278</b> FLL8 Charcoal filter Long Lasting
<b>Ø of air outlet</b> 150 / 120 mm	<b>Noise level</b> 48 56 63 68	
<b>Width</b> 900 mm		
<b>Energy class</b> A		

# HEAVEN LIGHT PRO







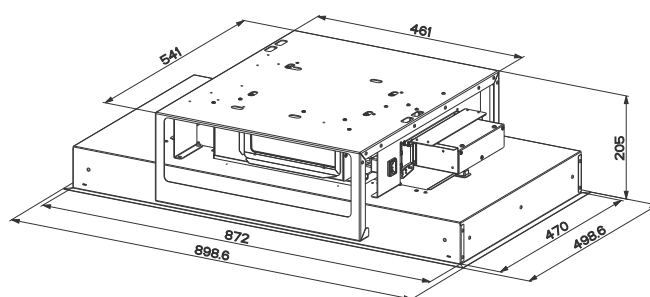


Stainless steel



White glass





# HEAVEN LIGHT PRO

HEAVEN LIGHT PRO G/WH FLAT KL A90 cod. 350.0669.936

HEAVEN LIGHT PRO X FLAT KL A90 cod. 350.0669.937



BRUSHLESS



K-LINK



PERIMETER  
ASPIRATION



INTENSIVE  
SPEED



DELAY 30



24  
HOUR 24



FILTER ALARM



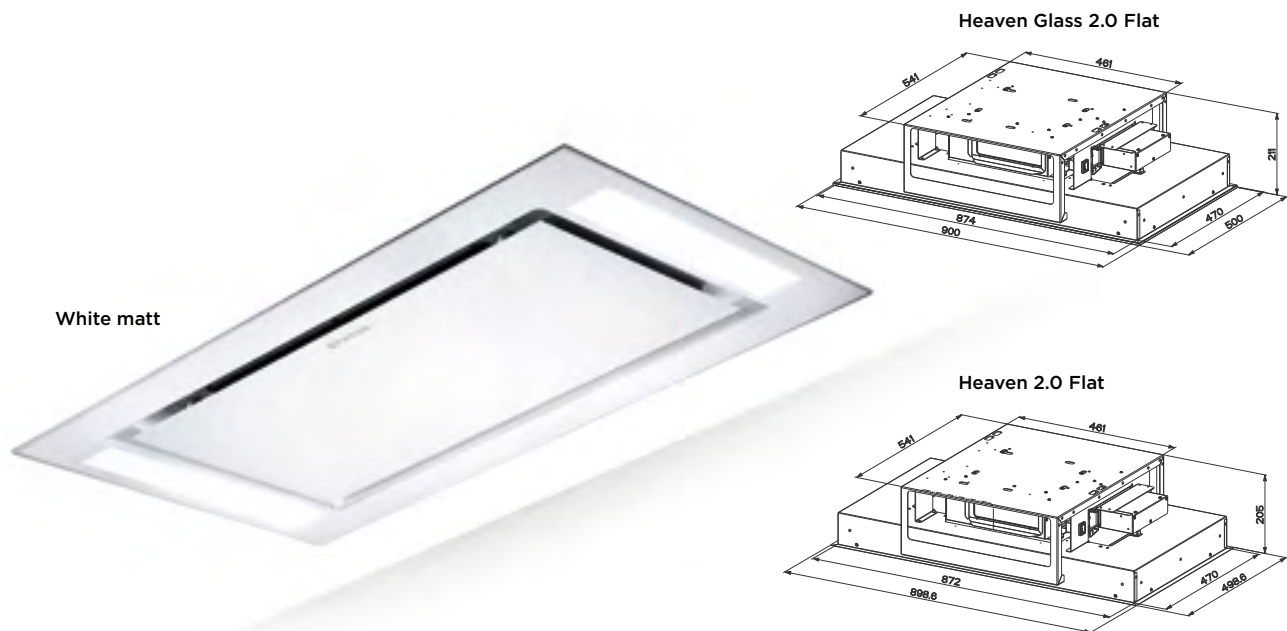
REMOTE  
CONTROL



LED LIGHT



FEATURES	PERFORMANCE	ACCESSORIES
<b>Finish</b> • White glass • Stainless steel	<b>Speed</b> 1 2 3 INT BOOST <b>Air capacity IEC point</b> 190 350 400 530 700 <b>Pressure</b> 160 480 490 500 510 <b>Input</b> 15 60 85 220 250 <b>Noise level</b> 43 58 60 66 72	<b>Cod. 112.0471.608</b> F18-90 Charcoal filter
<b>Controls</b> Electronic Led		
<b>Lighting</b> 2 LED light		
<b>Grease filter</b> Cassettes dishwasher safe		
<b>Ø of air outlet</b> 150 / 120 mm		
<b>Width</b> 900 mm		
<b>Energy class</b> A+		



# HEAVEN GLASS 2.0 FLAT

## HEAVEN 2.0 FLAT

HEAVEN 2.0 BK MATT FLAT A90/2 cod. 350.0663.966

HEAVEN GLASS 2.0 WH FLAT KL A90/2 cod. 350.0663.971\*

HEAVEN 2.0 X FLAT KL A90/2 cod. 350.0663.970\*



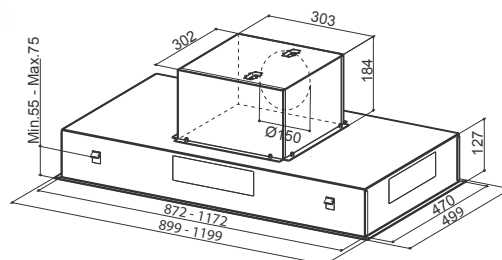
FEATURES	PERFORMANCE					ACCESSORIES
<b>Finish</b>	<b>Speed</b>	1	2	3	INT	<b>Cod. 112.0471.608</b>
• White glass • Stainless steel	<b>Air capacity IEC point</b>	165	350	490	700	FLL18-90 Charcoal filter Long Lasting
<b>Controls</b>	<b>Pressure</b>	40	150	320	700	
Electronic Led	<b>Input</b>	10	30	65	145	
<b>Lighting</b>	<b>Noise level</b>	40	58	65	72	
2 LED lights 4 LED lights (s. steel model)						
<b>Grease filter</b>						
Cassettes dishwasher safe						
<b>Ø of air outlet</b>						
220 x 90 mm						
<b>Width</b>						
900 mm						
<b>Energy class</b>						
A+						

Stainless steel





Air outlet adjustable in 4 positions



# HEAVEN 2.0

**HEAVEN 2.0 EV8+ X 90** cod. 110.0315.792  
**HEAVEN 2.0 EV8+ X 120** cod. 110.0315.794

**HEAVEN 2.0 X KL A90** cod. 350.0621.950\*



FEATURES	PERFORMANCE	ACCESSORIES
<b>Finish</b> • Stainless steel	<b>Speed</b> 1 2 3 INT	<b>Cod. 112.0157.240</b> F8 Charcoal filter
<b>Controls</b> Electronic Led	<b>Air capacity IEC point</b> 290 430 610 770	<b>Cod. 112.0327.007</b> ENERGY Remote blower kit
<b>Lighting</b> 4 LED lights	<b>Pressure</b> 460 550 590 600	<b>Cod. 112.0158.127</b> FHP8 Charcoal filter High Performance
<b>Grease filter</b> Cassettes dishwasher safe	<b>Input</b> 150 200 240 250	<b>Cod. 112.0185.278</b> FLL8 Charcoal filter Long Lasting
<b>Ø of air outlet</b> 150 / 120 mm	<b>Noise level</b> 48 56 63 68	
<b>Width</b> 900 / 1200 mm		
<b>Energy class</b> A		







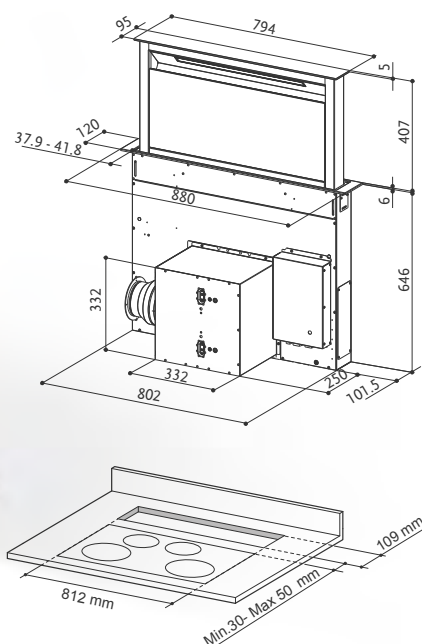
# DOWNDRAFT

FABULA PLUS 60	311
FABULA PLUS 90	310

Stainless steel / Black glass



Air outlet adjustable in 4 positions,  
front or rear side



# FABULA PLUS 90

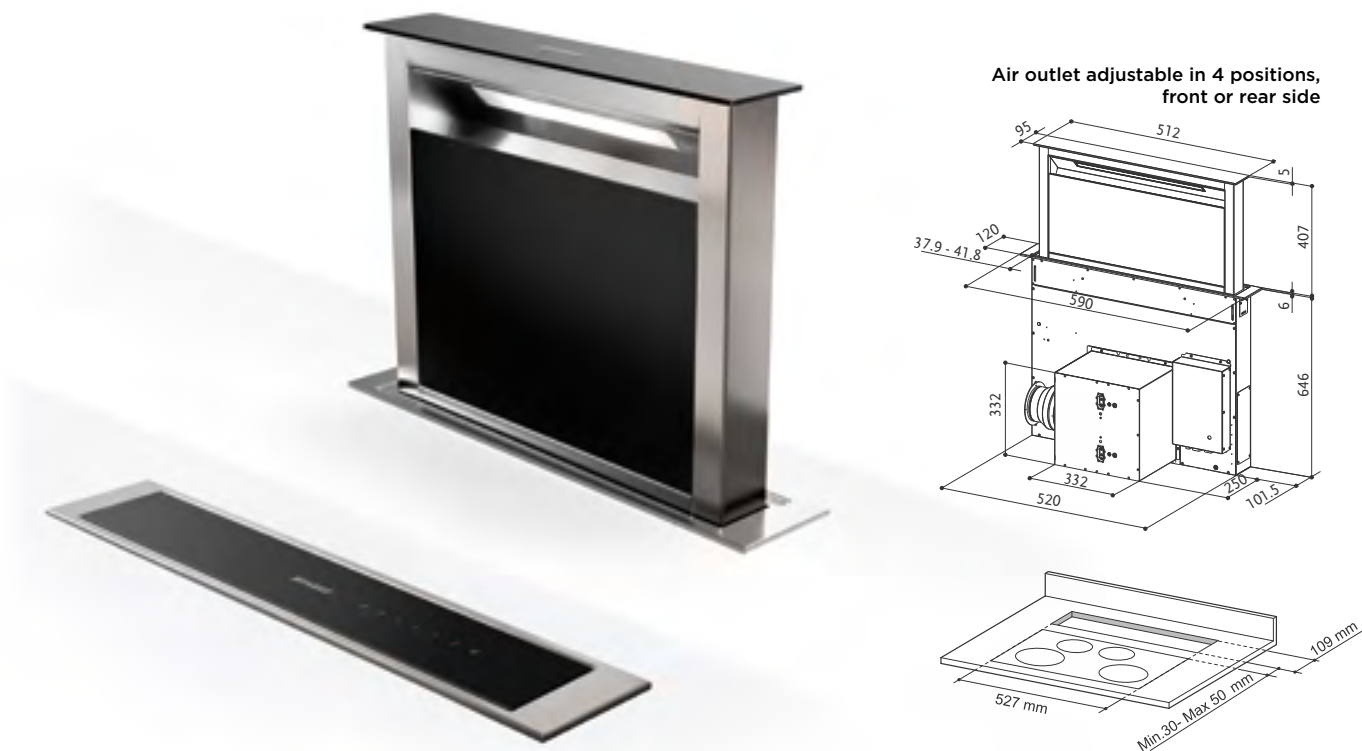
**FABULA PLUS EV8+ BK A90** cod. 340.0492.566  
**FABULA PLUS EV8+ WH A90** cod. 340.0492.567



FEATURES	PERFORMANCE	ACCESSORIES
<b>Finish</b> • Stainless steel / Black glass • Stainless steel / White glass	<b>Speed</b> 1 2 3 4 INT <b>Air capacity IEC point</b> 200 280 350 440 720 <b>Pressure</b> 100 390 490 550 560 <b>Input</b> 45 100 135 170 250 <b>Noise level</b> 43 49 53 57 68	<b>Cod. 112.0261.258</b> FLL12 Charcoal filter <b>Cod. 112.0676.782</b> Remote control <b>Cod. 112.0327.008</b> Remote blower kit Fabula
<b>Controls</b> EVO Touch control		
<b>Lighting</b> LED lights		
<b>Grease filter</b> Cassettes dishwasher safe		
<b>Ø of air outlet</b> 150 / 120		
<b>Width</b> 900 mm		
<b>Energy class</b> A		

Stainless steel /  
White glass





# FABULA PLUS 60

FABULA PLUS EVO+BK A60 cod. 340.0582.936



FEATURES	PERFORMANCE	ACCESSORIES
<b>Finish</b> • Stainless steel / Black glass	<b>Speed</b> 1 2 3 4 INT	<b>Cod. 112.0629.411</b> FLL12 KIT 2 C.F. FABULA 60cm
<b>Controls</b> EVO Touch control	<b>Air capacity IEC point</b> 200 280 350 430 650	<b>Cod. 112.0676.782</b> Remote control
<b>Lighting</b> LED lights	<b>Pressure</b> 100 390 490 550 560	<b>Cod. 112.0327.008</b> Remote blower kit Fabula
<b>Grease filter</b> Cassettes dishwasher safe	<b>Input</b> 45 100 135 170 250	
<b>Ø of air outlet</b> 150 / 120	<b>Noise level</b> 46 52 59 62 70	
<b>Width</b> 600 mm		
<b>Energy class</b> B		







# BUILT-IN

FLEXA HIP	343	INKA LUX PREMIUM	336
IN-LIGHT	335	INKA PLUS HC	338
IN-NOVA AIR	325	INKA SMART C	341
IN-NOVA COMFORT	332	INKA SMART HC	340
IN-NOVA PREMIUM	329	INKA SMART HCS (ICH)	339
IN-NOVA SMART	333	MAXIMA TOUCH	342
IN-NOVA TOUCH	327	ULTRA SLIM	331
IN-NOVA ZERO DRIP	321	106/35 PLUS	346
IN-NOVA ZERO DRIP EXTREME	317	152	345
IN-NOVA ZERO DRIP LITE	323	2156 - 2152	344
IN-NOVA ZERO DRIP PLUS	319	2740	347
INKA LUX	337		

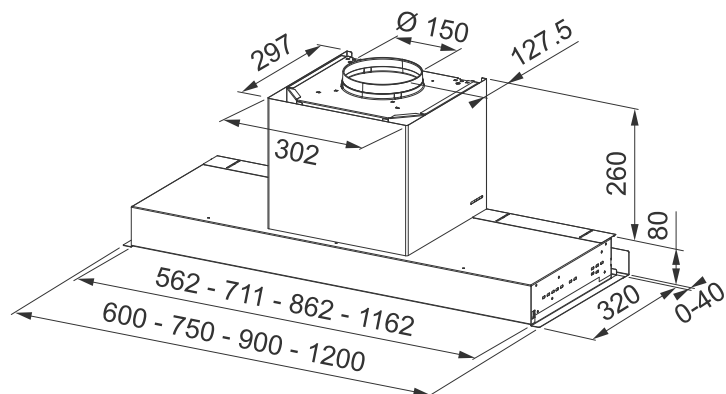
# IN-NOVA ZERO DRIP EXTREME











NEW

# IN-NOVA ZERO DRIP EXTREME

IN-NOVA ZERO DRIP EXTREME A60 cod. 305.0730.780  
IN-NOVA ZERO DRIP EXTREME A75 cod. 305.0730.803  
IN-NOVA ZERO DRIP EXTREME A90 cod. 305.0730.808  
IN-NOVA ZERO DRIP EXTREME A120 cod. 305.0730.804

IN-NOVA ZERO DRIP EXTREME BK MATT A60 cod. 305.0736.208  
IN-NOVA ZERO DRIP EXTREME BK MATT A75 cod. 305.0736.209  
IN-NOVA ZERO DRIP EXTREME BK MATT A90 cod. 305.0736.211  
IN-NOVA ZERO DRIP EXTREME BK MATT A120 cod. 305.0736.210



ZERO DRIP  
EXTREME



SOUND PRO



INTENSIVE  
SPEED



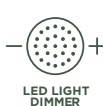
FILTER ALARM



REMOTE  
CONTROL  
(optional)



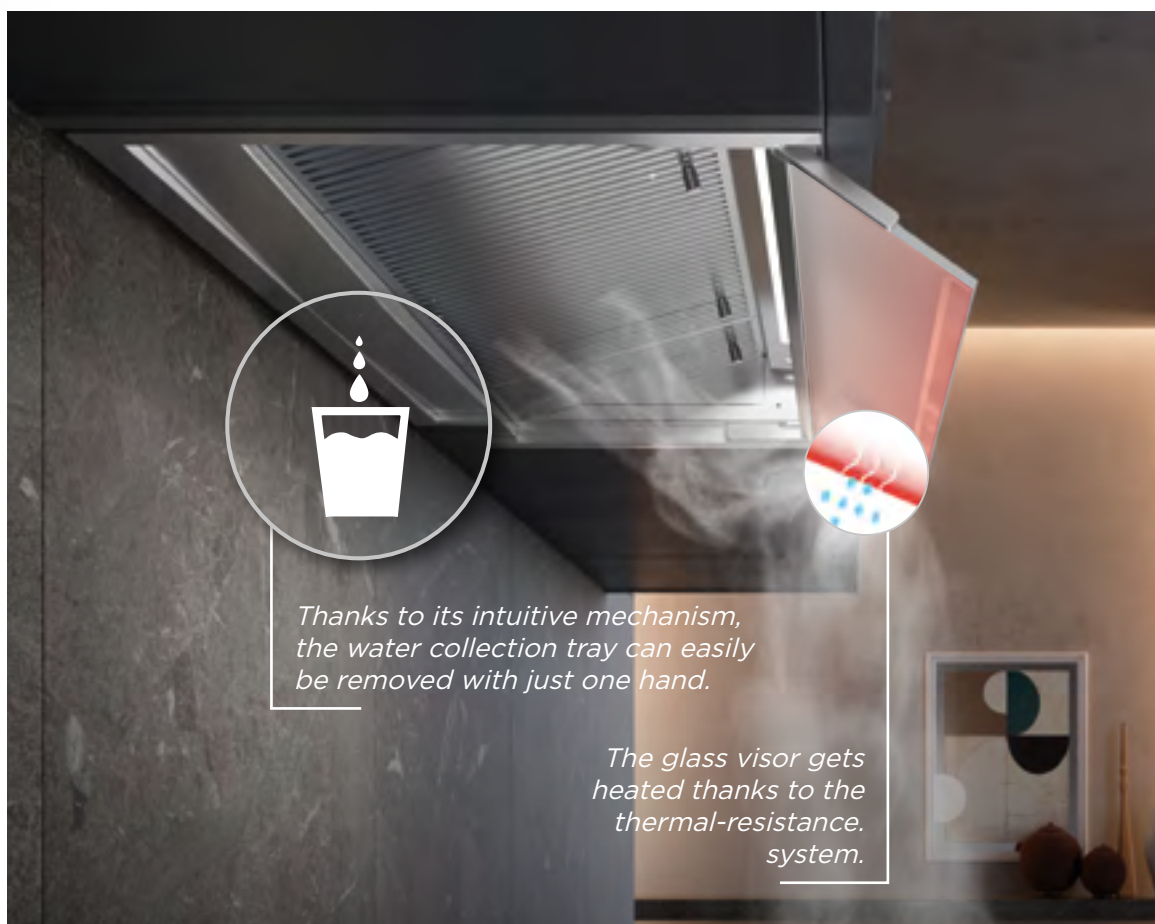
LED LIGHT

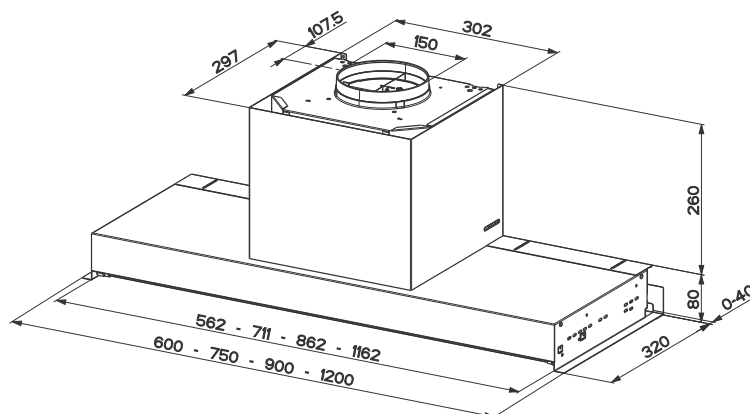


LED LIGHT  
DIMMER



FEATURES	PERFORMANCE	ACCESSORIES
<b>Finish</b> • Stainless steel / White Glass • Black matt	<b>Speed</b> 1 2 3 INT <b>Air capacity IEC point</b> 280 410 580 710 <b>Pressure</b> 450 510 550 560 <b>Input</b> 150 200 240 250 <b>Noise level</b> 49 58 65 69	<b>Cod. 112.0627.248</b> FLL26 Charcoal filter <b>Cod. 112.0676.782</b> Remote control
<b>Controls</b> SquarCLE touch		
<b>Lighting</b> LED light bar		
<b>Grease filter</b> Cassettes dishwasher safe		
<b>Ø of air outlet</b> 150 / 120 mm		
<b>Width</b> 600 / 750 / 900 / 1200 mm		
<b>Energy class</b> A		





# IN-NOVA ZERO DRIP PLUS

**IN-NOVA ZERO DRIP PLUS A60** cod. 305.0711.744  
**IN-NOVA ZERO DRIP PLUS A75** cod. 305.0711.741

**IN-NOVA ZERO DRIP PLUS A90** cod. 305.0711.742  
**IN-NOVA ZERO DRIP PLUS A120** cod. 305.0711.743



ZERO DRIP PLUS



SOUND PRO



INTENSIVE SPEED



FILTER ALARM



REMOTE CONTROL  
(optional)



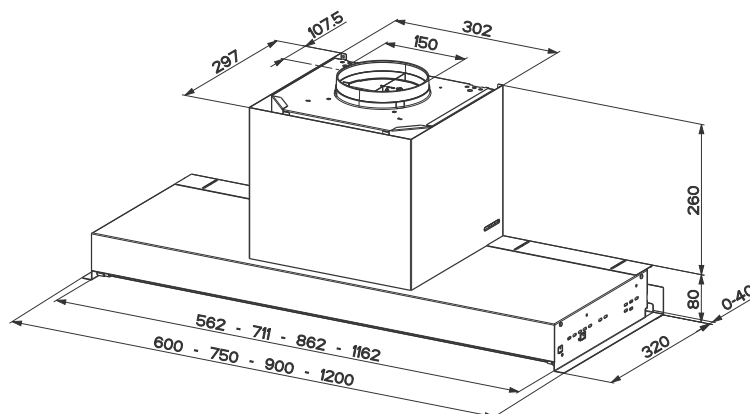
LED LIGHT



FEATURES	PERFORMANCE	ACCESSORIES
<b>Finish</b> • Stainless steel / White Glass	<b>Speed</b> 1 2 3 INT	<b>Cod. 112.0627.248</b> FLL26 Charcoal filter
<b>Controls</b> Squarcle touch	<b>Air capacity IEC point</b> 280 410 580 710	<b>Cod. 112.0676.782</b> Remote control
<b>Lighting</b> LED light bar	<b>Pressure</b> 450 510 550 560	
<b>Grease filter</b> Cassettes dishwasher safe	<b>Input</b> 150 200 240 250	
<b>Ø of air outlet</b> 150 / 120 mm	<b>Noise level</b> 49 58 65 69	
<b>Width</b> 600 / 750 / 900 / 1200 mm		
<b>Energy class</b> A		







# IN-NOVA ZERO DRIP

**IN-NOVA ZERO DRIP A60** cod. 305.0626.490  
**IN-NOVA ZERO DRIP A75** cod. 305.0654.379

**IN-NOVA ZERO DRIP A90** cod. 305.0626.489  
**IN-NOVA ZERO DRIP A120** cod. 305.0626.531

**IN-NOVA ZERO DRIP KL A60** cod. 305.0672.371 \*  
**IN-NOVA ZERO DRIP KL A90** cod. 305.0672.330 \*



ZERO DRIP



SOUND PRO



INTENSIVE SPEED



FILTER ALARM



REMOTE CONTROL  
(optional)

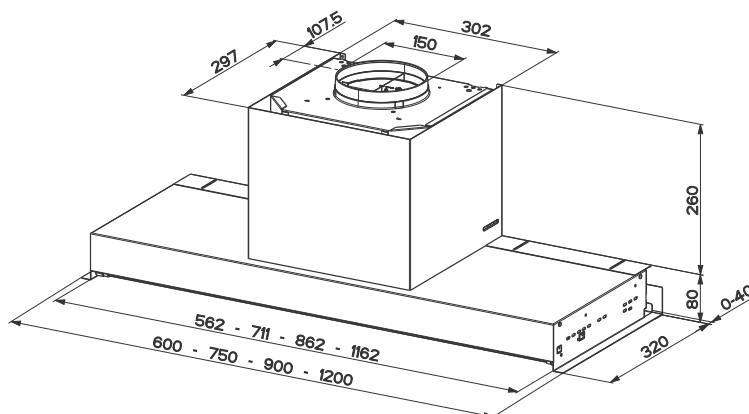


LED LIGHT



FEATURES	PERFORMANCE	ACCESSORIES
<b>Finish</b> • Stainless steel / White Glass	<b>Speed</b> 1 2 3 INT	<b>Cod. 112.0627.248</b>
<b>Controls</b> Squarcle touch	<b>Air capacity IEC point</b> 280 410 580 710	FLL26 Charcoal filter
<b>Lighting</b> 2 LED lights	<b>Pressure</b> 450 510 550 560	<b>Cod. 112.0676.782</b>
<b>Grease filter</b> Cassettes dishwasher safe	<b>Input</b> 150 200 240 250	Remote control
<b>Ø of air outlet</b> 150 / 120 mm	<b>Noise level</b> 49 58 65 69	
<b>Width</b> 600 / 750 / 900 / 1200 mm		
<b>Energy class</b> A		





# IN-NOVA ZERO DRIP LITE

**IN-NOVA ZERO DRIP LITE A60** cod. 305.0703.267

**IN-NOVA ZERO DRIP LITE A75** cod. 305.0703.268

**IN-NOVA ZERO DRIP LITE A90** cod. 305.0703.270

**IN-NOVA ZERO DRIP LITE A120** cod. 305.0703.269

**IN-NOVA ZERO DRIP LITE A60 BK** cod. 305.0704.149

**IN-NOVA ZERO DRIP LITE A90 BK** cod. 305.0704.150

**IN-NOVA ZERO DRIP LITE A120 BK** cod. 305.0720.621



ZERO DRIP



SOUND PRO



INTENSIVE SPEED



FILTER ALARM



REMOTE CONTROL

(optional)



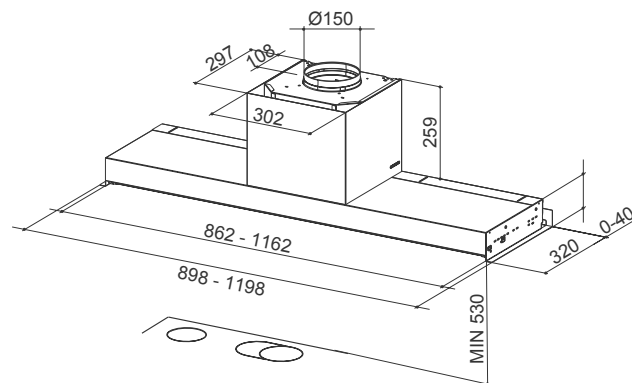
LED LIGHT



FEATURES	PERFORMANCE	ACCESSORIES
<b>Finish</b> • Stainless steel / White Glass • Black Stainless steel / Black Glass	<b>Speed</b> 1 2 3 INT	<b>Cod. 112.0627.248</b> FLL26 Charcoal filter
<b>Controls</b> Electronic push button	<b>Air capacity IEC point</b> 290 440 570 670	<b>Cod. 112.0676.782</b> Remote control
<b>Lighting</b> 2 LED lights	<b>Pressure</b> 360 460 500 550	
<b>Grease filter</b> Cassettes dishwasher safe	<b>Input</b> 130 165 210 250	
<b>Ø of air outlet</b> 150 / 120 mm	<b>Noise level</b> 52 60 65 68	
<b>Width</b> 600 / 750 / 900 / 1200 mm Black version 600 / 900 / 1200 mm		
<b>Energy class</b> B		







# IN-NOVA AIR

IN-NOVA AIR X KL A90 cod. 305.0615.688

IN-NOVA AIR X KL A120 cod. 305.0615.701



FABER CLOUD



AIR QUALITY SENSOR



K-LINK



SOUND PRO



REMOTE BLOWER



PERIMETER ASPIRATION



INTENSIVE SPEED



FILTER ALARM



REMOTE CONTROL  
(optional)



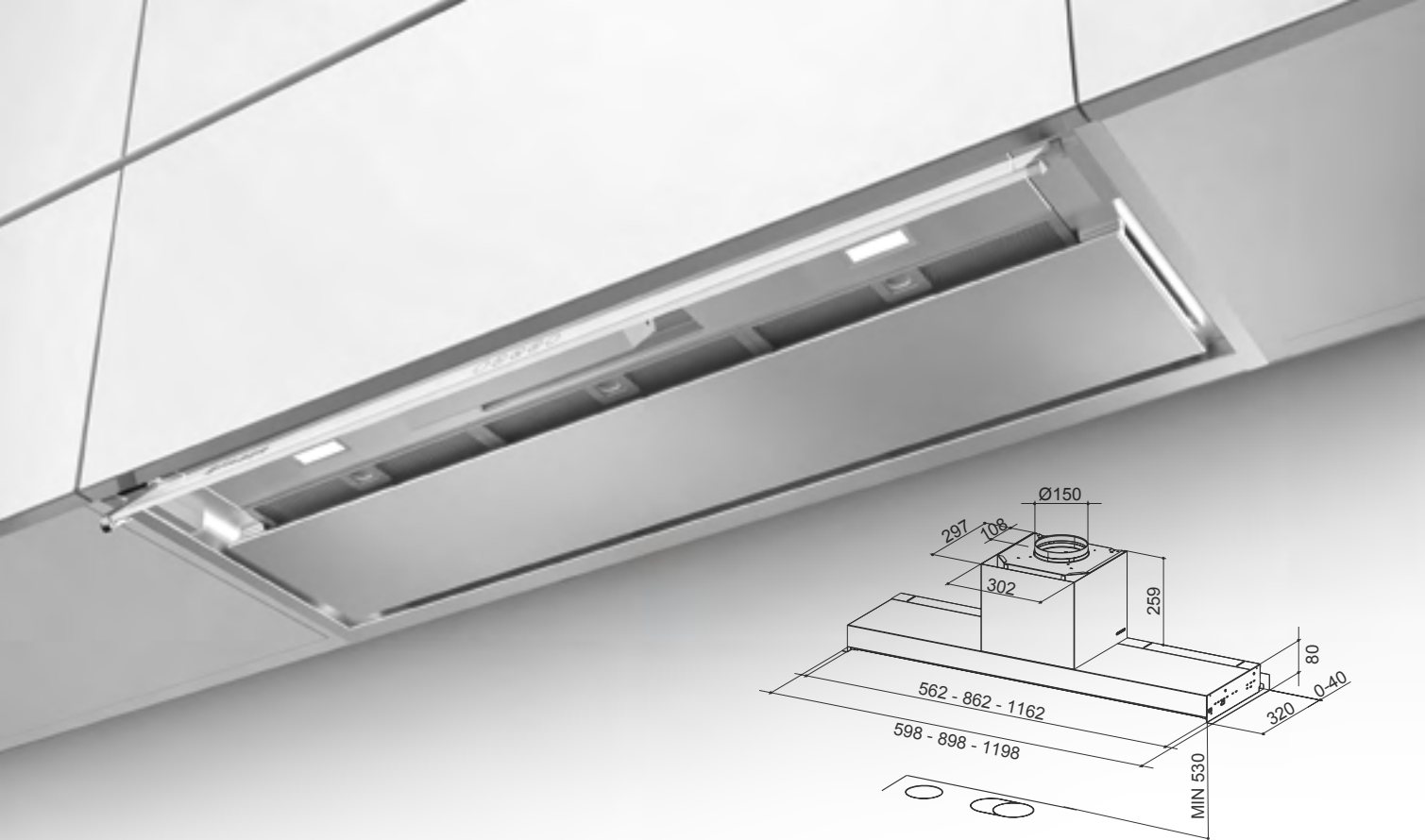
LED LIGHT



FEATURES	PERFORMANCE	ACCESSORIES
<b>Finish</b>	<b>Speed</b> 1 2 3 INT	<b>Cod. 112.0157.243</b>
• Stainless steel / Black Glass	<b>Air capacity IEC point</b> 250 390 570 670	F9 Charcoal filter
<b>Controls</b>	<b>Pressure</b> 450 540 570 580	<b>Cod. 112.0676.782</b>
Squaricle touch	<b>Input</b> 150 200 240 250	Remote control
<b>Lighting</b>	<b>Noise level</b> 53 60 67 69	<b>Cod. 112.0327.007</b>
2 LED lights		ENERGY Remote blower kit
<b>Grease filter</b>		<b>Cod. 112.0185.276</b>
Cassettes dishwasher safe		FLL9 Charcoal filter Long Lasting
<b>Ø of air outlet</b>		
150 / 120 mm		
<b>Width</b>		
900 / 1200 mm		
<b>Energy class</b>		
A		



Faber's touch controls are located at the front of the hood for instant access.



To be installed at a minimum distance from the hob of 53 cm.

# IN-NOVA TOUCH

**IN-NOVA TOUCH X/BK A60** cod. 305.0611.152  
**IN-NOVA TOUCH X/BK A90** cod. 305.0611.153  
**IN-NOVA TOUCH X/BK A120** cod. 305.0611.154

**IN-NOVA TOUCH X/WH A60** cod. 305.0611.157  
**IN-NOVA TOUCH X/WH A90** cod. 305.0611.156  
**IN-NOVA TOUCH X/WH A120** cod. 305.0611.155



FEATURES	PERFORMANCE	ACCESSORIES
<b>Finish</b> • Stainless steel / Black glass • Stainless steel / White Glass	<b>Speed</b> 1 2 3 INT	<b>Cod. 112.0157.243</b> F9 Charcoal filter
<b>Controls</b> Squarcle touch	<b>Air capacity IEC point</b> 250 390 570 670	<b>Cod. 112.0676.782</b> Remote control
<b>Lighting</b> 2 LED lights	<b>Pressure</b> 450 540 570 580	<b>Cod. 112.0327.007</b> ENERGY Remote blower kit
<b>Grease filter</b> Cassettes dishwasher safe	<b>Input</b> 150 200 240 250	<b>Cod. 112.0185.276</b> FLL9 Charcoal filter Long Lasting
<b>Ø of air outlet</b> 150 / 120 mm	<b>Noise level</b> 53 60 67 69	<b>Cod. 112.0624.485</b> Kit filters stainless steel In-Nova 60
<b>Width</b> 600 / 900 / 1200 mm		<b>Cod. 122.0624.486</b> Kit filters stainless steel In-Nova 90
<b>Energy class</b> A		<b>Cod. 112.0624.487</b> Kit filters stainless steel In-Nova 120



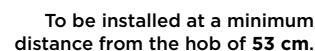


White



Black





IN-NOVA PREMIUM WH M A60 cod. 305.0625.312  
IN-NOVA PREMIUM WH M A90 cod. 305.0625.311  
IN-NOVA PREMIUM WH M A120 cod. 305.0625.240  
IN-NOVA PREMIUM BK M A60 cod. 305.0625.239  
IN-NOVA PREMIUM BK M A90 cod. 305.0625.238  
IN-NOVA PREMIUM BK M A120 cod. 305.0625.237

**IN-NOVA PREMIUM EV8+ X A60** cod. 110.0439.940  
**IN-NOVA PREMIUM EV8+ X A75** cod. 305.0569.170  
**IN-NOVA PREMIUM EV8+ X A90** cod. 110.0439.951  
**IN-NOVA PREMIUM EV8+ X A120** cod. 110.0439.952

**IN-NOVA PREMIUM X KL A60** cod. 305.0621.943 \*

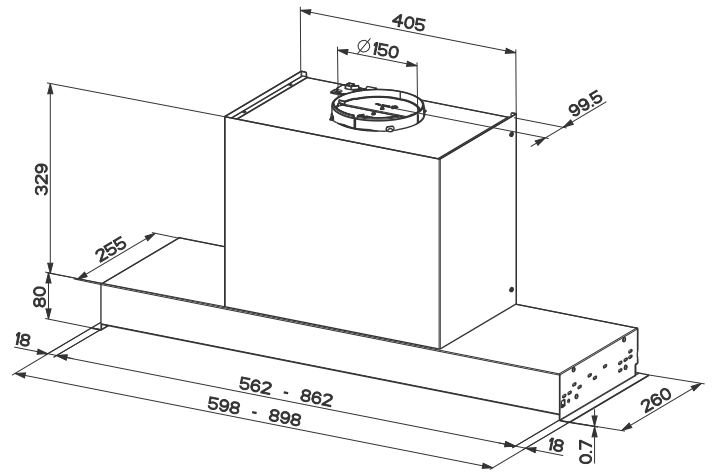
**IN-NOVA PREMIUM X KL A90** cod. 305.0621.942 \*

**IN-NOVA PREMIUM X KL A120** cod. 305.0621.941 \*



**BUILT-IN**





To be installed at a minimum distance from the hob of 53 cm.

# ULTRA SLIM

**ULTRA SLIM X KL A60** cod. 305.0655.735

**ULTRA SLIM X KL A90** cod. 305.0655.737



FABER CLOUD



K-LINK



SOUND PRO



REMOTE BLOWER  
(optional)



INTENSIVE SPEED



FILTER ALARM



DELAY 30



REMOTE CONTROL  
(optional)

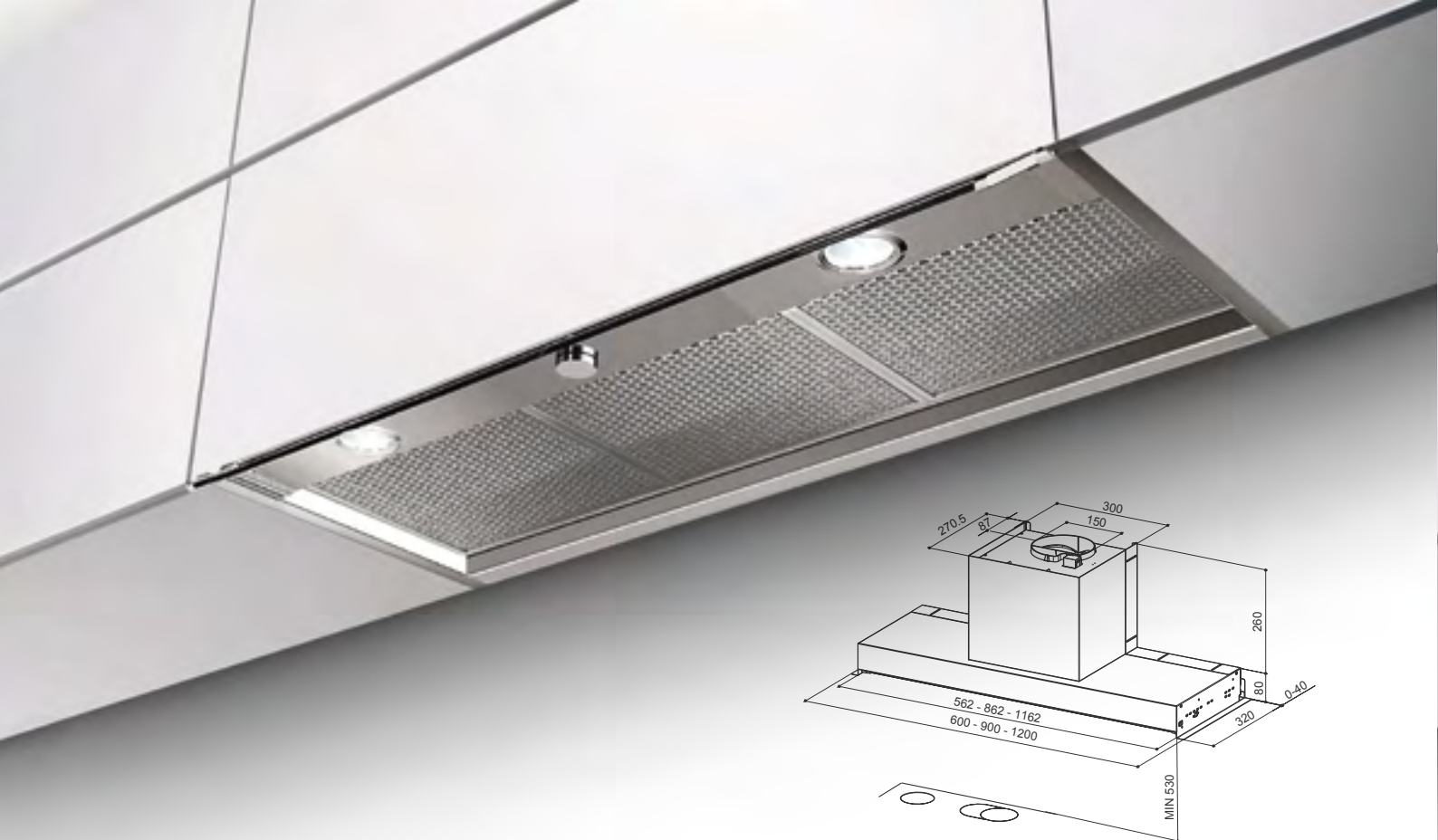


LED LIGHT



FEATURES	PERFORMANCE	ACCESSORIES
<b>Finish</b>	<b>Speed</b> 1 2 3 INT	<b>Cod. 112.0157.240</b>
• Stainless steel	<b>Air capacity IEC point</b> 320 480 640 750	F8 Charcoal filter
<b>Controls</b>	<b>Pressure</b> 390 470 530 540	<b>Cod. 112.0676.782</b>
Electronic SENSOR	<b>Input</b> 130 165 210 250	Remote control
<b>Lighting</b>	<b>Noise level</b> 48 57 64 67	<b>Cod. 112.0158.127</b>
2 LED lights		FHP8 Charcoal filter High Performance
<b>Grease filter</b>		<b>Cod. 112.0185.278</b>
Cassettes dishwasher safe		FLL8 Charcoal filter Long Lasting
<b>Ø of air outlet</b>		
150 / 120 mm		
<b>Width</b>		
600 / 900 mm		
<b>Energy class</b>		
B		





# IN-NOVA COMFORT

To be installed at a minimum distance from the hob of 53 cm.

IN-NOVA COMFORT EG6 X A60 cod. 110.0439.937

IN-NOVA COMFORT EG6 X A90 cod. 110.0439.938

IN-NOVA COMFORT EG6 X A120 cod. 110.0439.939



SOUND PRO



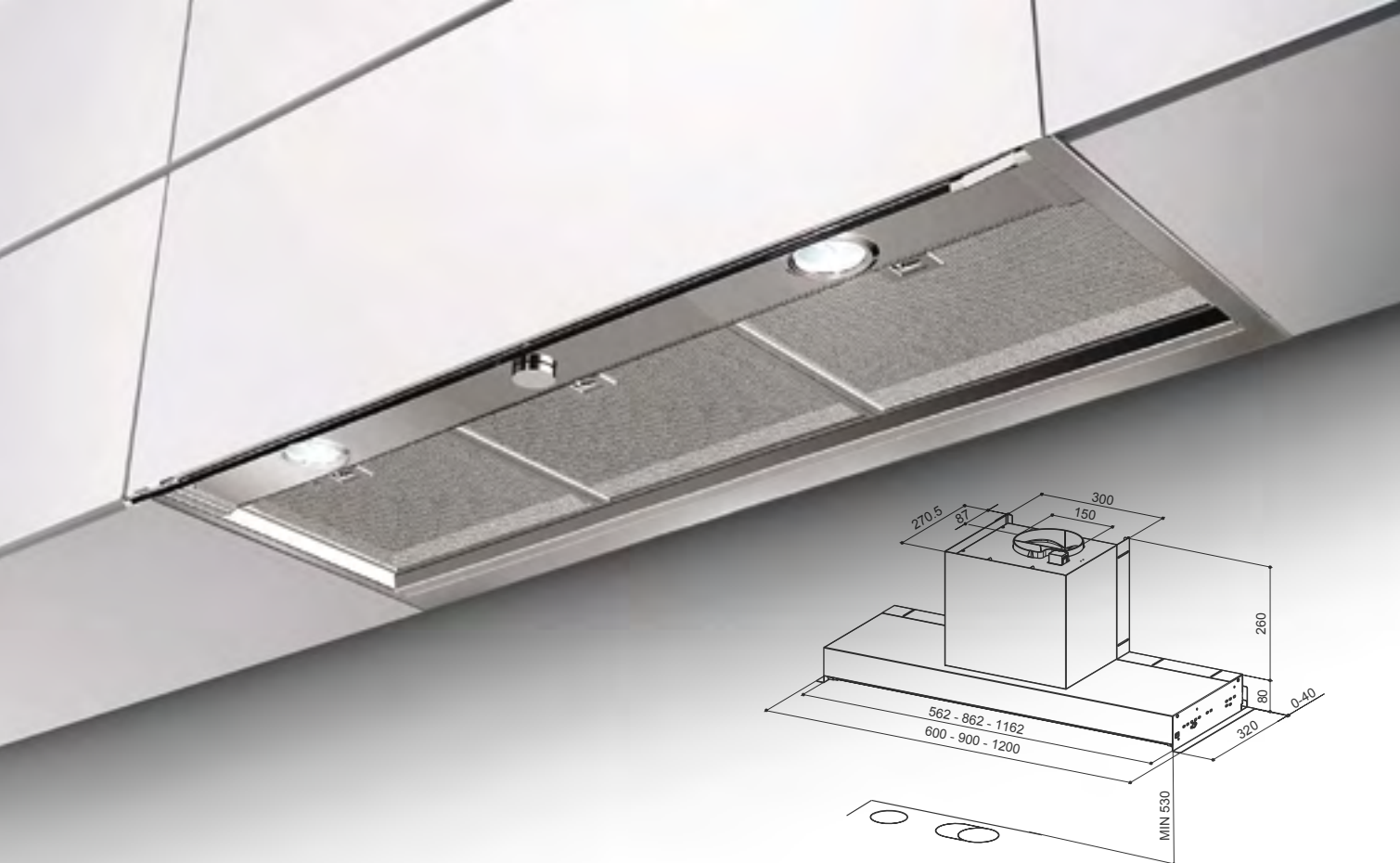
REMOTE BLOWER



LED LIGHT



FEATURES	PERFORMANCE	ACCESSORIES
<b>Finish</b> • Stainless steel	<b>Speed</b> 1 2 3	<b>Cod. 112.0441.093</b> F4-14B Charcoal filter
<b>Controls</b> Pull out Knob	<b>Air capacity IEC point</b> 250 380 570	<b>Cod. 112.0327.007</b> ENERGY Remote blower kit
<b>Lighting</b> 2 LED lights	<b>Pressure</b> 230 370 500	
<b>Grease filter</b> Stainless steel cassettes dishwasher safe	<b>Input</b> 80 105 160	
<b>Ø of air outlet</b> 150 / 120 mm	<b>Noise level</b> 47 56 65	
<b>Width</b> 600 / 900 / 1200 mm		
<b>Energy class</b> C		



# IN-NOVA SMART

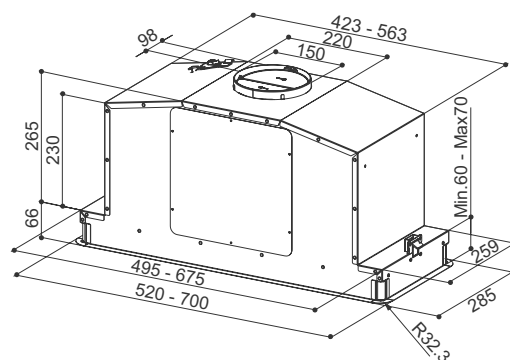
To be installed at a minimum distance from the hob of 53 cm.

**IN-NOVA SMART X A60** cod. 305.0557.680  
**IN-NOVA SMART X A90** cod. 305.0557.691  
**IN-NOVA SMART X A120** cod. 305.0554.567



FEATURES	PERFORMANCE	ACCESSORIES
<b>Finish</b>	<b>Speed</b> 1 2 3	<b>Cod. 112.0067.944</b>
• Stainless steel	<b>Air capacity IEC point</b> 200 260 360	F3 Charcoal filter
<b>Controls</b>	<b>Pressure</b> 220 270 290	<b>Cod. 112.0544.470</b>
Pull out Knob	<b>Input</b> 90 115 145	FLL3 Charcoal filter Long Lasting
<b>Lighting</b>	<b>Noise level</b> 57 62 68	
2 LED lights		
<b>Grease filter</b>		
Stainless steel cassettes dishwasher safe		
<b>Ø of air outlet</b>		
150 / 120 mm		
<b>Width</b>		
600 / 900 / 1200 mm		
<b>Energy class</b>		
D		



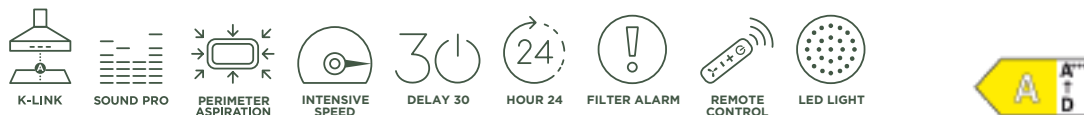


To be installed at a minimum distance from the hob of 50 cm.

# IN-LIGHT

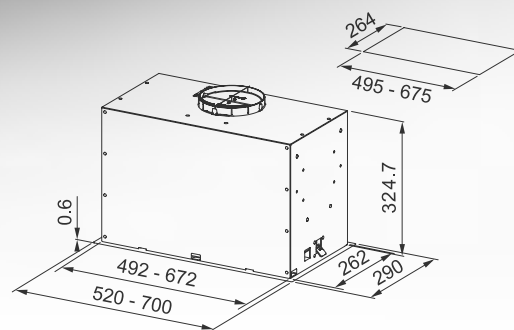
IN-LIGHT EV8+ X KL A52 cod. 110.0456.213  
IN-LIGHT EV8+ X KL A70 cod. 110.0456.215

IN-LIGHT EV8+ WH MATT KL A52 cod. 110.0456.216  
IN-LIGHT EV8+ WH MATT KL A70 cod. 110.0456.218



FEATURES	PERFORMANCE	ACCESSORIES
<b>Finish</b> • Stainless steel • White matt	<b>Speed</b> 1 2 3 INT	<b>Cod. 112.0157.240</b> F8 Charcoal filter
<b>Controls</b> Electronic Led	<b>Air capacity IEC point</b> 260 390 560 710	<b>Cod. 112.0158.127</b> FHP8 Charcoal filter High Performance
<b>Lighting</b> Perimeter LED light	<b>Pressure</b> 450 510 550 560	<b>Cod. 112.0185.278</b> FLL8 Charcoal filter Long Lasting
<b>Grease filter</b> Cassettes dishwasher safe	<b>Input</b> 150 200 240 250	
<b>Ø of air outlet</b> 150 / 120 mm	<b>Noise level</b> 54 58 64 69	
<b>Width</b> 520 / 700 mm		
<b>Energy class</b> A		





To be installed at a minimum distance from the hob of 53 cm.

# INKA LUX PREMIUM

INKA LUX PREMIUM BK MATT A52 KL cod. 305.0658.608  
INKA LUX PREMIUM BK MATT A70 KL cod. 305.0658.609


INKA LUX PREMIUM X A52 KL cod. 305.0658.601  
INKA LUX PREMIUM X A70 KL cod. 305.0658.607



## PREMIUM 520 mm

## PREMIUM 700 mm

FEATURES	PERFORMANCE					PERFORMANCE					ACCESSORIES
<b>Finish</b>	<b>Speed</b>	1	2	3	INT	<b>Speed</b>	1	2	3	INT	<b>Cod. 112.0157.240</b>
• Stainless steel • Black matt	<b>Air capacity IEC point</b>	260	410	580	670	<b>Air capacity IEC point</b>	290	420	610	720	F8 Charcoal filter
<b>Controls</b>	<b>Pressure</b>	450	540	580	590	<b>Pressure</b>	460	550	590	600	<b>Cod. 112.0327.007</b>
Electronic	<b>Input</b>	150	200	240	250	<b>Input</b>	150	200	240	250	ENERGY Remote blower kit
<b>Lighting</b>	<b>Noise level</b>	54	59	66	69	<b>Noise level</b>	47	56	64	68	<b>Cod. 112.0158.127</b>
LED lights											FHP8 Charcoal filter High Performance
<b>Grease filter</b>											<b>Cod. 112.0185.278</b>
Cassettes dishwasher safe											FLL8 Charcoal filter Long Lasting
<b>Ø of air outlet</b>											
150 / 120 mm											
<b>Width</b>											
520 / 700 mm											
<b>Energy class</b>											
A (PREMIUM 700 mm) B											

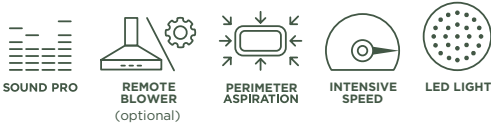


To be installed at a minimum distance from the hob of 65 cm.

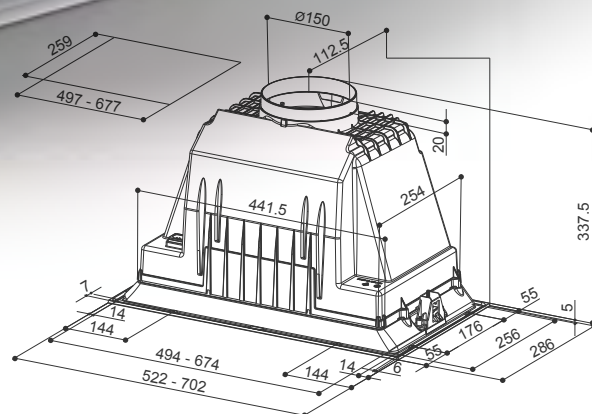

# INKA LUX

INKA LUX EVO WH MATT A52 cod. 305.0665.357  
 INKA LUX EVO WH MATT A70 cod. 305.0665.358  
 INKA LUX EVO BK MATT A52 cod. 305.0665.355  
 INKA LUX EVO BK MATT A70 cod. 305.0665.356

INKA LUX EVO X A52 cod. 305.0665.353  
 INKA LUX EVO X A70 cod. 305.0665.354



520 mm					700 mm						
FEATURES	PERFORMANCE					PERFORMANCE					ACCESSORIES
<b>Finish</b>	<b>Speed</b>	1	2	3	INT	<b>Speed</b>	1	2	3	INT	<b>Cod. 112.0157.240</b>
• Stainless steel • White matt • Black matt	<b>Air capacity IEC point</b>	280	430	550	620	<b>Air capacity IEC point</b>	290	450	580	670	F8 Charcoal filter
<b>Controls</b>	<b>Pressure</b>	390	470	530	540	<b>Pressure</b>	390	470	530	540	<b>Cod. 112.0327.007</b>
Electronic	<b>Input</b>	130	165	210	240	<b>Input</b>	130	165	210	250	ENERGY Remote blower kit
<b>Lighting</b>	<b>Noise level</b>	47	57	64	67	<b>Noise level</b>	47	57	65	66	<b>Cod. 112.0158.127</b>
LED light											FHP8 Charcoal filter High Performance
<b>Grease filter</b>											<b>Cod. 112.0185.278</b>
Cassettes dishwasher safe											FLL8 Charcoal filter Long Lasting
<b>Ø of air outlet</b>											
150 / 120 mm											
<b>Width</b>											
520 / 700 mm											
<b>Energy class</b>											
B											



To be installed at a minimum distance from the hob of 65 cm.

# INKA PLUS HC

INKA PLUS HC X A52 cod. 305.0602.047

INKA PLUS HC X A70 cod. 305.0602.048



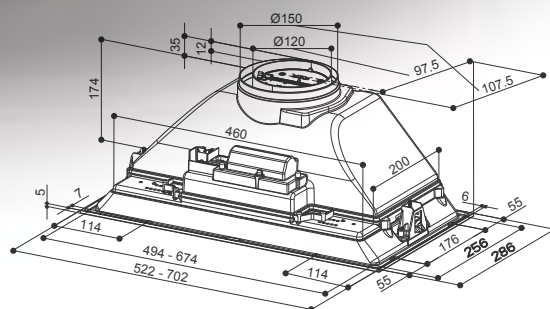
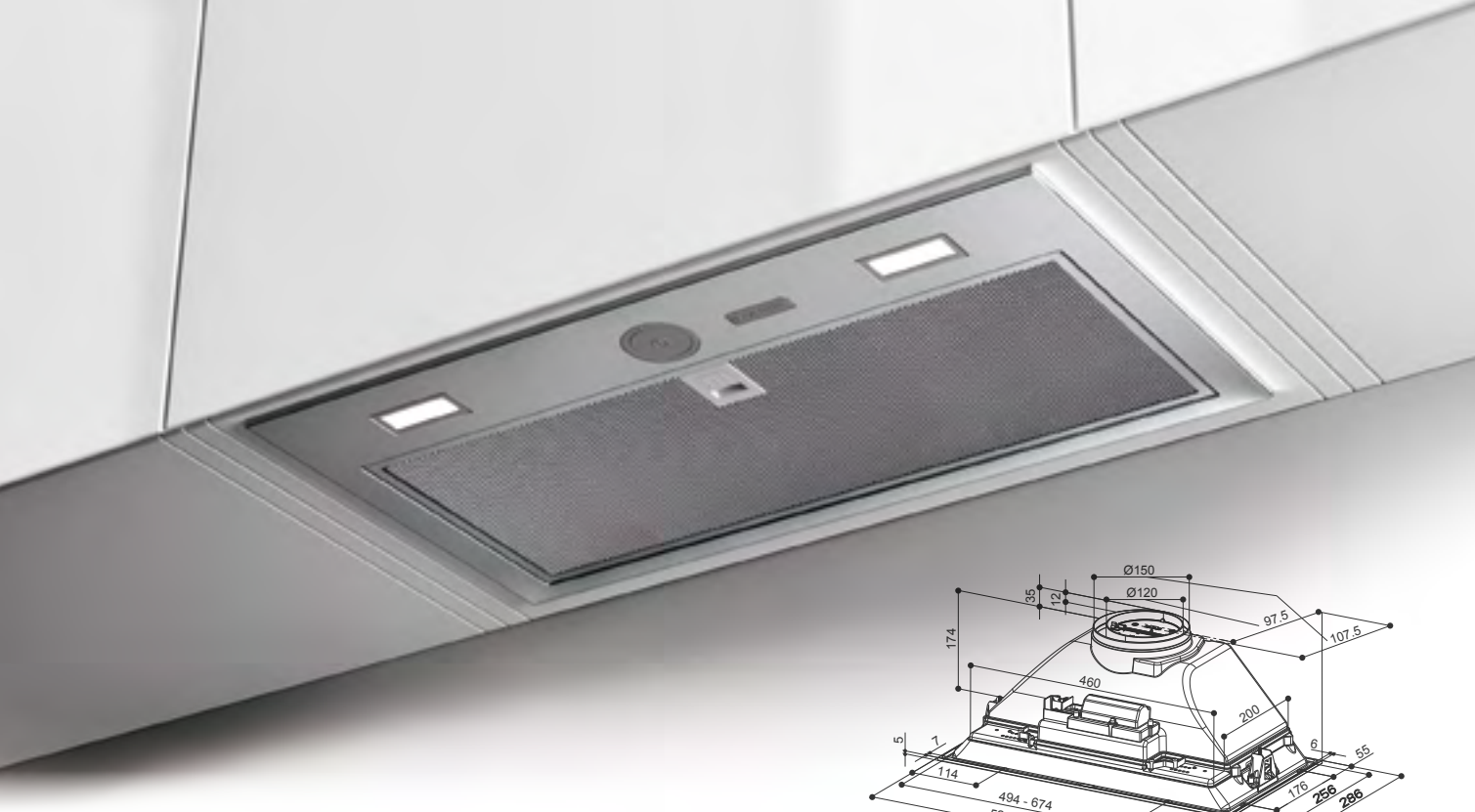
SOUND PRO



LED LIGHT



FEATURES	PERFORMANCE	ACCESSORIES
<b>Finish</b>	<b>Speed</b> 1 2 3	<b>Cod. 112.0157.240</b>
• Stainless steel	<b>Air capacity IEC point</b> 230 350 570	F8 Charcoal filter
<b>Controls</b>	<b>Pressure</b> 230 420 530	<b>Cod. 112.0158.127</b>
Electromechanical	<b>Input</b> 85 105 140	FHP8 Charcoal filter High Performance
<b>Lighting</b>	<b>Noise level</b> 45 53 62	<b>Cod. 112.0185.278</b>
2 LED lights		FLL8 Charcoal filter Long Lasting
<b>Grease filter</b>		
Cassettes dishwasher safe		
<b>Ø of air outlet</b>		
150 / 120 mm		
<b>Width</b>		
520 / 700 mm		
<b>Energy class</b>		
B		



To be installed at a minimum distance from the hob of 65 cm.

# INKA SMART HCS (ICH)

INKA ICH SS A52 (I.SMART HCS) cod. 305.0599.323

INKA ICH SS A70 (I.SMART HCS) cod. 305.0599.321



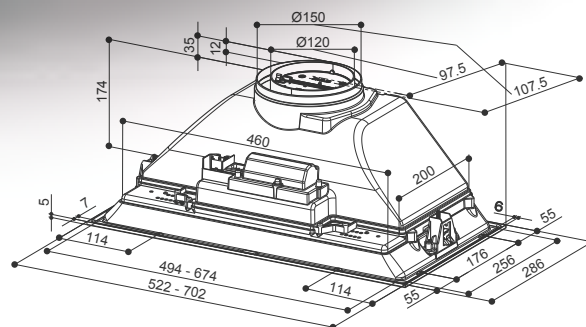
LED LIGHT



FEATURES	PERFORMANCE	ACCESSORIES
<b>Finish</b>	<b>Speed</b> 1 2 3	<b>Cod. 112.0556.527</b>
• Stainless steel	<b>Air capacity IEC point</b> 180 270 390	F23 Charcoal filter
<b>Controls</b>	<b>Pressure</b> 220 240 260	<b>Cod. 112.0556.528</b>
Electromechanical	<b>Input</b> 80 90 110	FLL23 Charcoal filter Long Lasting
<b>Lighting</b>	<b>Noise level</b> 54 62 70	
2 LED lights		
<b>Grease filter</b>		
Cassettes dishwasher safe		
<b>Ø of air outlet</b>		
150 / 120 mm		
<b>Width</b>		
520 / 700 mm		
<b>Energy class</b>		
B		



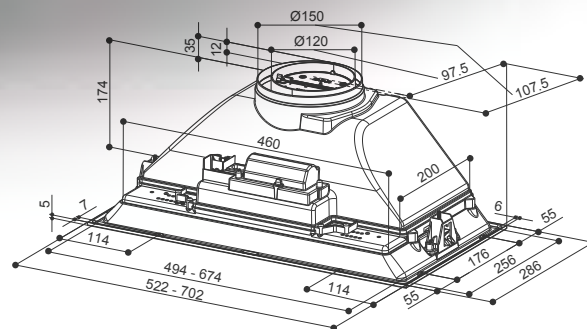




# INKA SMART HC

**INKA SMART HC X A70** cod. 305.0599.308

340



To be installed at a minimum distance from the hob of 65 cm.

# INKA SMART C

INKA SMART C LG A52 cod. 305.0599.305

INKA SMART C LG A70 cod. 305.0599.306



LED LIGHT



FEATURES	PERFORMANCE	ACCESSORIES
<b>Finish</b>	<b>Speed</b> 1 2 3	<b>Cod. 112.0556.527</b>
• Light grey	<b>Air capacity IEC point</b> 160 220 335	F23 Charcoal filter
<b>Controls</b>	<b>Pressure</b> 230 260 280	<b>Cod. 112.0556.528</b>
Electromechanical	<b>Input</b> 80 95 115	FLL23 Charcoal filter Long Lasting
<b>Lighting</b>	<b>Noise level</b> 54 59 66	
2 LED lights		
<b>Grease filter</b>		
Cassettes dishwasher safe		
<b>Ø of air outlet</b>		
150 / 120 mm		
<b>Width</b>		
520 / 700 mm		
<b>Energy class</b>		
C		



# MAXIMA TOUCH

MAXIMA NG TOUCH EV8 LED X A60 cod. 315.0635.146

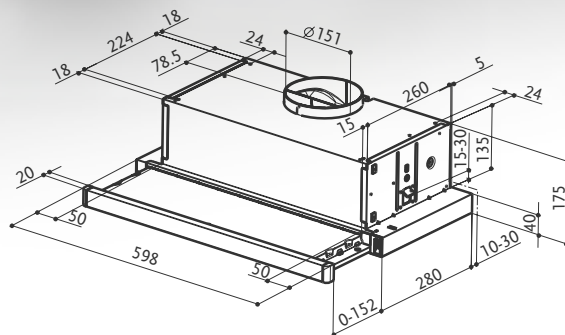
MAXIMA NG TOUCH EV8 LED X A90 cod. 315.0635.147

To be installed at a minimum distance from the hob of 65 cm.



FEATURES	PERFORMANCE	ACCESSORIES
<b>Finish</b>	<b>Speed</b> 1 2 3 INT	<b>Cod. 112.0157.240</b>
• Metal aluminium / Stainless steel handle	<b>Air capacity IEC point</b> 310 470 620 740	F8 Charcoal filter
<b>Controls</b>	<b>Pressure</b> 390 460 500 530	<b>Cod. 112.0327.007</b>
Touch control	<b>Input</b> 130 165 210 250	ENERGY Remote blower kit
<b>Lighting</b>	<b>Noise level</b> 54 59 63 66	<b>Cod. 112.0158.127</b>
2 LED lights		FHP8 Charcoal filter High Performance
<b>Grease filter</b>		<b>Cod. 112.0185.278</b>
Cassettes dishwasher safe		FLL8 Charcoal filter Long Lasting
<b>Ø of air outlet</b>		
150 / 120 mm		
<b>Width</b>		
600 / 900 mm		
<b>Energy class</b>		
B		



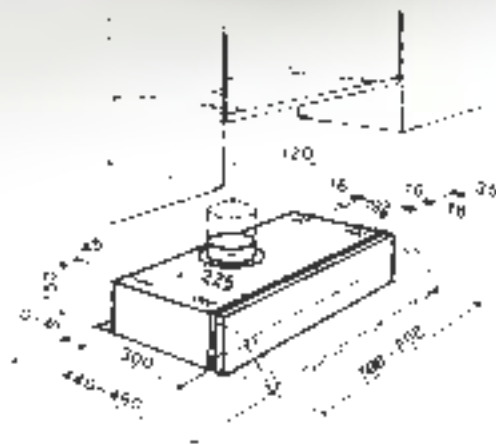


To be installed at a minimum distance from the hob of **65 cm.**



**BUILT-IN**





# 2156 - 2152

**2156 SRM LG/X A60** cod. 315.0547.816  
**2156 SRM LG/X A90** cod. 315.0547.817

**2152 SRM LG A60** cod. 315.0547.814  
**2152 SRM LG A90** cod. 315.0547.815

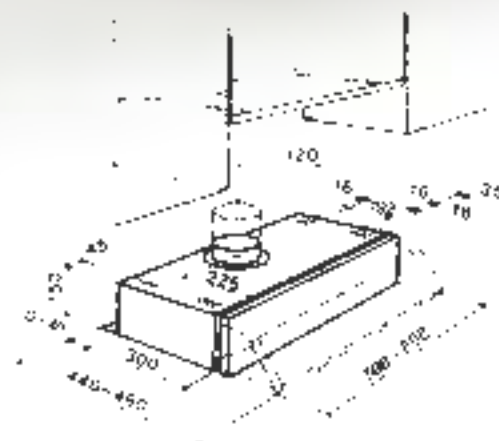
To be installed at a minimum distance from the hob of 65 cm.



LED LIGHT



FEATURES	PERFORMANCE	ACCESSORIES
<b>Finish</b> • Light grey / Stainless steel grid • Light grey	<b>Speed</b> 1 2 3	<b>Cod. 112.0157.238</b> F1 Charcoal filter (order 2 pieces)
<b>Controls</b> Electromechanical	<b>Air capacity IEC point</b> 200 260 370	<b>Cod. 112.0157.248</b> Metal Grease filter 600 mm version
<b>Lighting</b> 2 LED lights	<b>Pressure</b> 160 280 370	<b>Cod. 112.0157.249</b> Metal Grease filter 900 mm version
<b>Grease filter</b> Metal	<b>Input</b> 150 175 230	
<b>Ø of air outlet</b> 120 mm	<b>Noise level</b> 58 65 72	
<b>Width</b> 600 / 900 mm		
<b>Energy class</b> D		
<b>Blowers</b> 2		



# 152

**152 SRM LG A60** cod. 315.0547.802  
**152 SRM LG A90** cod. 315.0547.803

**152 SRM LG/X A60** cod. 315.0547.804  
**152 SRM LG/X A90** cod. 315.0547.805

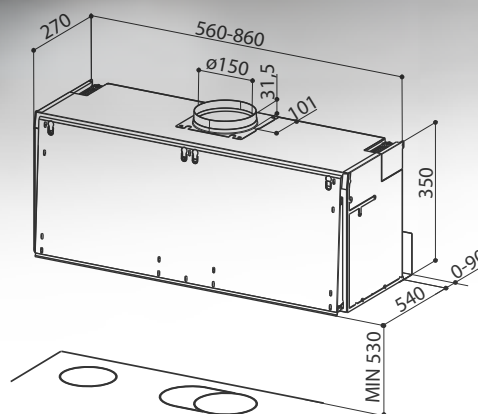
To be installed at a minimum distance from the hob of **65 cm**.



LED LIGHT



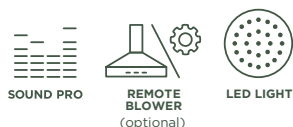
FEATURES	PERFORMANCE	ACCESSORIES
<b>Finish</b> • Light grey • Light grey / Stainless steel grid	<b>Speed</b> 1 2 3	<b>Cod. 112.0157.238</b> F1 Charcoal filter (order 1 piece)
<b>Controls</b> Electromechanical	<b>Air capacity IEC point</b> 115 160 225	Only 152 LG model:
<b>Lighting</b> LED light	<b>Pressure</b> 190 310 370	<b>Cod. 112.0157.248</b> Metal Grease filter 600 mm version
<b>Grease filter</b> Synthetic Metal (LG/X)	<b>Input</b> 80 95 115	<b>Cod. 112.0157.249</b> Metal Grease filter 900 mm version
<b>Ø of air outlet</b> 120 mm	<b>Noise level</b> 52 59 68	<b>Cod. 112.0157.289</b> Synthetic filter kit
<b>Width</b> 600 / 900 mm		
<b>Energy class</b> D		
<b>Blower</b> 1		



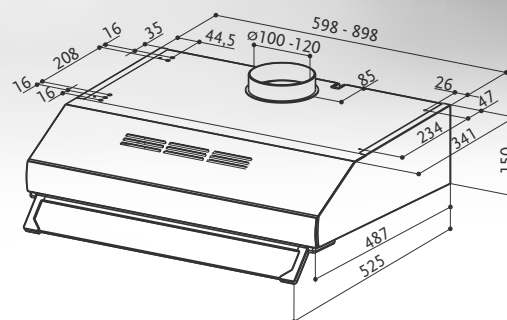
# 106/35 PLUS

**106/35 PLUS SRM LG A56/3** cod. 310.0685.181  
**106/35 PLUS SRM LG A86/3** cod. 310.0685.182

To be installed at a minimum distance from the hob of **53 cm**.



FEATURES	PERFORMANCE	ACCESSORIES
<b>Finish</b>	<b>Speed</b> 1 2 3	<b>Cod. 112.0067.944</b>
• Light grey	<b>Air capacity IEC point</b> 260 340 450	F3 Charcoal filter
<b>Controls</b>	<b>Pressure</b> 220 240 250	<b>Cod. 112.0327.007</b>
Electromechanical	<b>Input</b> 85 95 115	ENERGY Remote blower kit
<b>Lighting</b>	<b>Noise level</b> 52 60 66	<b>Cod. 112.0544.470</b>
2 LED lights		FLL3 Charcoal filter Long Lasting
<b>Grease filter</b>		
Cassettes dishwasher safe		
<b>Ø of air outlet</b>		
150 / 120 mm		
<b>Width</b>		
560 / 860 mm		
<b>Energy class</b>		
C		



# 2740

**2740 SRM X A60 (VIS) FB EXP** cod. 300.0557.576  
**2740 SRM X A90 (VIS) FB EXP** cod. 300.0557.577

To be installed at a minimum distance from the hob of **65 cm**.



FEATURES	PERFORMANCE	ACCESSORIES
<b>Finish</b> • Stainless steel	<b>Speed</b> 1   2   3	<b>Cod. 112.0157.238</b>
<b>Controls</b> Electromechanical	<b>Air capacity IEC point</b> 205 275 380	F1 Charcoal filter
<b>Lighting</b> 2 LED lights	<b>Pressure</b> 130 240 330	
<b>Grease filter</b> Metal	<b>Input</b> 155 175 230	
<b>Ø of air outlet</b> 100 / 120 mm	<b>Noise level</b> 55 63 70	
<b>Width</b> 600 / 900 mm.		
<b>Energy class</b> D		
<b>Blowers</b> 2		







# ACCESSORIES

# REMOTE BLOWER KIT



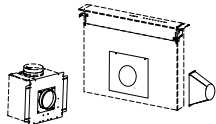
Ø 150 mm  
ingoing / outlet

**REMOTE ASPIRATION KIT ENERGY**  
cod. 112.0327.007

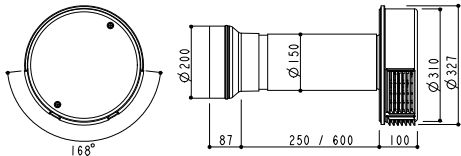
- |                              |                            |               |
|------------------------------|----------------------------|---------------|
| - Bella Silence              | - In-Nova Premium          | - Tender      |
| - Bella Silence Island       | - In-Nova Touch            | - Thea        |
| - Chloè                      | - Nice                     | - Veil        |
| - Chloè XL                   | - Maxima Touch             | - 106/35 Plus |
| - Cylindra                   | - Premio Angolo/SP         |               |
| - Cylindra Gloss Plus        | - Ray                      |               |
| - Cylindra Island            | - Solaris                  |               |
| - Cylindra Island Gloss Plus | - Stilo Angolo             |               |
| - Daisy Plus                 | - Stilo Comfort            |               |
| - Eclipse                    | - Stilo Comfort Island     |               |
| - Glassy Island              | - Stilo Glass Smart        |               |
| - Heaven 2.0                 | - Stilo Glass Smart Island |               |
| - Heaven Glass 2.0           | - Stilo Smart              |               |
| - Heaven Pearl White         | - Stilo DX-SX              |               |
| - Inka Lux                   | - T-Dark                   |               |

**REMOTE ASPIRATION KIT FABULA**  
cod. 112.0327.008

- Fabula Plus



# REMOTE EXTERNAL



Performace Air capacity  
IEC point  
INT 750 m³ / h



Color CREAM  
net weight 7 kg

**MISTRAL OUTDOOR**  
cod. 110.0365.067

## CEILING

## DOWNDRAFT DESIGN



Heaven 2.0

**HEAVEN 2.0 X 90 RB**  
cod. 110.0360.483



Fabula

**FABULA BK 90 RB**  
cod. 110.0360.581

## WALL



Stilo

**STILO X A60 NG RB**  
cod. 325.0653.095  
**STILO X A90 NG RB**  
cod. 325.0653.093

# CHIMNEYS

## UPPER

**KIT ALTO H990 X** cod. 112.0157.252

- Nice
- Ray
- Stilo DX-SX
- Bella Silence
- Stilo Comfort
- Stilo Smart
- Stilo Glass Smart

## UPPER

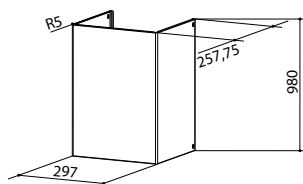
**KIT CHIMNEY SUP.ALTO BK MATT H990** cod. 112.0621.232

- Stilo Comfort BK

## UPPER

**KIT CHIMNEY SUP.ALTO WH MATT H990** cod. 112.0623.756

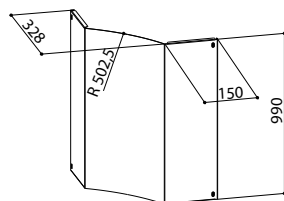
- Stilo Comfort WH



## UPPER

**KIT SOLARIS H990 X** cod. 112.0157.261

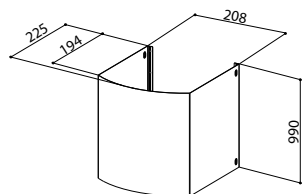
- Solaris



## UPPER

**KIT TENDER H990 X** cod. 112.0157.262

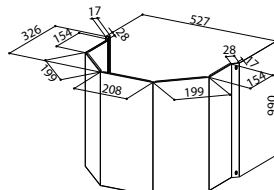
- Tender



## UPPER

**KIT PREMIO ANGOLO H990 X** cod. 112.0157.263

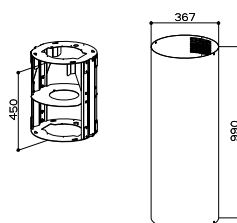
- Premio Corner/SP
- Stilo Corner



## UPPER

**KIT ISLAND H990 D370 WH** cod. 112.0286.014

- Cylindra Island



## KIT CHIMNEY ISLAND H450-590 CAST IRON

cod. 112.0516.426

- Chloè XL Island

## KIT CHIMNEY ISLAND H450-590 COUNTRY GREY MATT

cod. 112.0516.427

- Chloè XL Island

## KIT CHIMNEY ISLAND H450-590 WHITE MATT

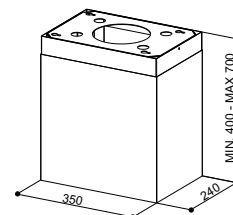
cod. 112.0516.428

- Thea Island

## KIT CHIMNEY ISLAND H450-590 DARK GREY MATT

cod. 112.0516.430

- Thea Island



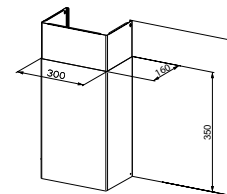
## KIT CHIMNEY 300X160 H990 BK

cod. 112.0569.164

## KIT CHIMNEY 300X160 H990 WH

cod. 112.0569.163

- Glam Fit
- Glam Fit Zero Drip Plus



## KIT CHIMNEY

cod. 112.0696.899

- Pure Black
- True Black
- True Double Black

## KIT CHIMNEY

cod. 112.0729.875

- Beat XL Wall - Nero Opaco

## KIT CHIMNEY

cod. 112.0729.876

- Beat XL Wall - Bianco Opaco

## KIT CHIMNEY

cod. 112.0741.602

- Beat XL Wall - Dark Forest

## CHIMNEY EXTENSION

cod. 112.0696.584

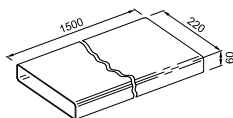
- Pure Black
- True Black
- True Double Black



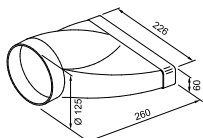
# AIR-DUCT SYSTEM Ø 120 mm

## FLAT DUCT TR 1500 cod. 112.0157.294

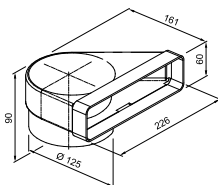
- Galileo 60 H
- Galileo Smart 60 H



## ROUND TO RECTANGULAR ADAPTER cod. 112.0157.296

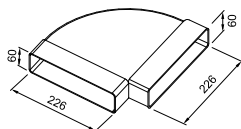


## VERTICAL 90° ELBOW BEND cod. 112.0157.298

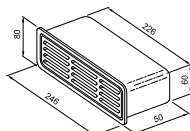


## HORIZONTAL 90° BEND cod. 112.0157.300

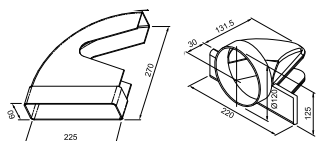
- Galileo 60H
- Galileo Smart 60H (lateral outlet)



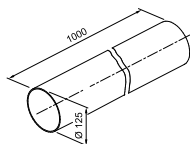
## RECTANGULAR LOUVRED GRILLE cod. 112.0157.304



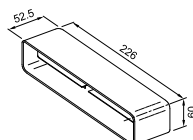
## HORIZONTAL 90° ELBOW BEND cod. 112.0157.306



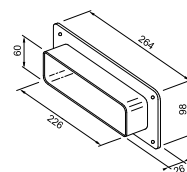
## ROUND PIPE TC 1000 cod. 112.0157.308



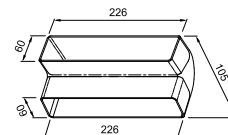
## FLAT DUCT CONNECTOR cod. 112.0157.295



## WALL CONNECTOR cod. 112.0157.297

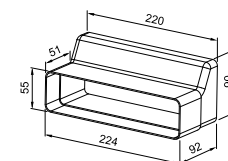


## VERTICAL 90° BEND cod. 112.0157.299



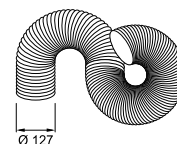
## REDUCER TO 60 MM cod. 112.0557.017

- Galileo 60H
- Galileo Smart 60 H

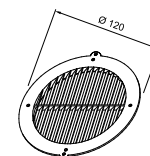


## FLEXIBLE HOSE cod. 112.0157.301

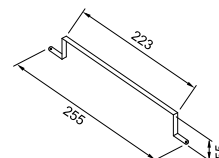
L = 1,5 m Ø 130 mm



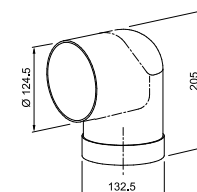
## ROUND LOUVRED GRILLE Ø 125 MM cod. 112.0157.303



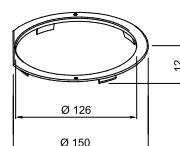
## BRACKET cod. 112.0157.305



## RIGHT ANGLE BEND 90° Ø 125 MM cod. 112.0157.307



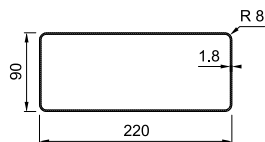
## FLANGE cod. 112.0157.309



NOTE: Minimum order 10 pieces per code (or multiples of 10)

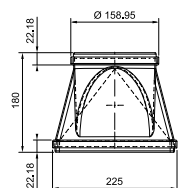
# AIR-DUCT SYSTEM Ø 150 MM OR EQUIVALENT

**FLAT DUCT TR 1200 220X90 MM** cod. 112.0459.427



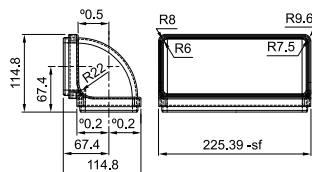
- Galileo 100 H
- Galileo Smart 100 H
- Heaven 2.0 Flat
- Heaven Glass 2.0 Flat
- High-Light

**ROUND TO RECTANGULAR ADAPTER 220X90 MM** cod. 112.0459.429




- Heaven 2.0 Flat
- Heaven Glass 2.0 Flat
- High-Light

**VERTICAL 90° BEND 220X90 MM** cod. 112.0459.453



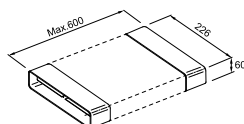
- Heaven 2.0 Flat
- Heaven Glass 2.0 Flat
- High-Light

**BRACKET 220X90 MM** cod. 112.0459.456

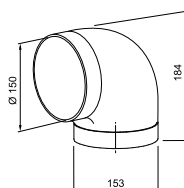


- Heaven 2.0 Flat
- Heaven Glass 2.0 Flat
- High-Light

**FLEXIBLE CONNECTOR RF 600** cod. 112.0280.685

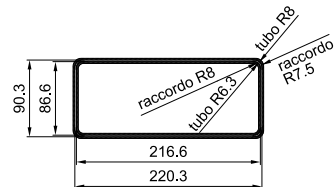


**RIGHT ANGLE BEND 90° Ø 150 MM** cod. 112.0253.688



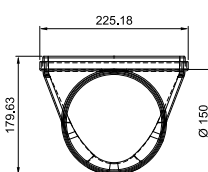
**DIRECTIONAL GRID D150 ABS VO W** cod. 133.0016.964

**FLAT DUCT CONNECTOR 220X90 MM** cod. 112.0459.428



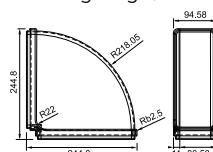
- Heaven 2.0 Flat
- Heaven Glass 2.0 Flat
- High-Light

**90° ELBOW BEND 220X90 MM** cod. 112.0459.451



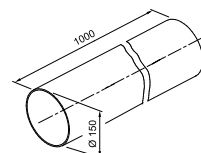
- Heaven 2.0 Flat
- Heaven Glass 2.0 Flat
- High-Light

**HORIZONTAL 90° BEND 220X90 MM** cod. 112.0459.455



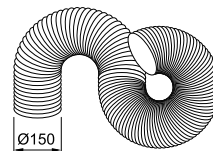
- Galileo 100 H
- Galileo Smart 100 H
- Heaven 2.0 Flat
- Heaven Glass 2.0 Flat
- High-Light

**ROUND PIPE TC 1000 Ø 150 MM** cod. 112.0253.681

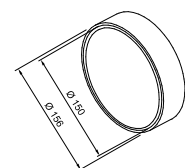


**FLEXIBLE HOSE** cod. 112.0280.687

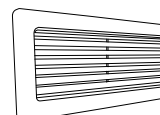
L = 1,5 m Ø 150 mm



**ROUND CONNECTOR Ø 150 MM** cod. 112.0253.690



**PIPE GRID 220X90** cod. 112.0605.516



NOTE: Minimum order 10 pieces per code (or multiples of 10)

# VALVE

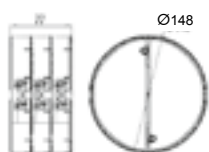
**NO RETURN VALVE D120** cod. 112.0189.207



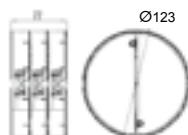
**NO RETURN VALVE D100** cod. 112.0572.297



**NO RETURN VALVE 3D D150** cod. 112.0569.781



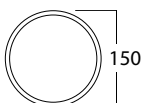
**NO RETURN VALVE 3D D125** cod. 112.0569.782



**KIT VALVE D150** cod. 112.0086.450




**DUCT W/VALVE HERMETIC D150** cod. 112.0569.783



**DUCT W/VALVE HERMETIC D125** cod. 112.0569.784



**NO RETURN VALVE 220X90** cod. 112.0605.517



# REMOTE CONTROL

**REMOTE CONTROL 7T PREMIUM** cod. 112.0676.782

- Beat XL Wall
- Bella Silence
- Bella Silence Island
- Chloè
- Chloè Island
- Corinthia Island
- Cylindra
- Cylindra Gloss Plus
- Cylindra Island
- Cylindra Island Gloss Plus
- Fabula Plus
- Grexia
- K-Air
- In-Nova Air
- In-Nova Premium
- In-Nova Touch
- In-Nova Zero Drip
- In-Nova Zero Drip Extreme
- In-Nova Zero Drip Lite
- In-Nova Zero Drip Plus
- Onyx-T
- T-Dark
- T-Light Island
- Talika
- Ultra Slim



# CLIN&CLIN



**CLEANING CLOTHES KIT CLIN&CLIN (5 PIECES)**

cod. 112.0157.293

**NOTE**

**Cloths: minimum order 30 packagings or multiples of 30**

**REVITALISING PASTE 55 ML**

cod. 112.0157.501

**NOTE**

**Paste: minimum order 10 pieces or multiples of 10 (55 ml)**

**REVITALISING PASTE 200 ML**

cod. 112.0157.502

**NOTE**

**Paste: minimum order 6 pieces or multiples of 6 (200 ml)**

# FABER LIGHTING KIT


**KIT 6 LED G9 2,5 W** cod. 112.0505.117

- Nest Plus

# SYNTHETIC FILTER

**KIT SYNTHETIC FILTER** cod. 112.0157.289

- 152 LG



# GREASE FILTERS

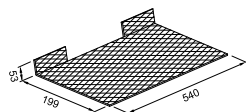
**1 KIT GREASE FILTER 60** cod. 112.0157.248

**1 BLOWER**

- 152 LG

**2 BLOWERS**

- 2152  
- 2156



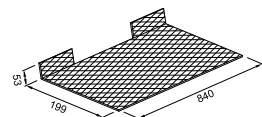
**1 KIT GREASE FILTER 90** cod. 112.0157.249

**1 BLOWER**

- 152 LG

**2 BLOWERS**

- 2152  
- 2156



**STAINLESS STEEL FILTER KIT IN-NOVA 60** cod. 112.0624.485

**STAINLESS STEEL FILTER KIT IN-NOVA 90** cod. 112.0624.486

**STAINLESS STEEL FILTER KIT IN-NOVA 120** cod. 112.0624.487

# REAR AIR OUTLET KIT

**REAR AIR OUTLET KIT CHLOÈ OLD METAL**  
cod. 112.0490.249

**REAR AIR OUTLET KIT CHLOÈ OLD COPPER**  
cod. 112.0490.250

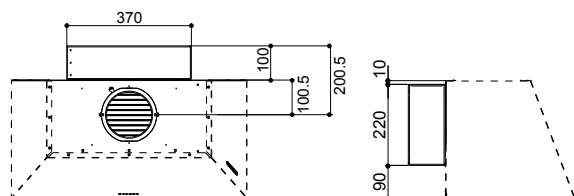
**REAR AIR OUTLET KIT CHLOÈ CAST IRON**  
cod. 112.0490.261

**REAR AIR OUTLET KIT CHLOÈ OLD BRASS**  
cod. 112.0490.262

**REAR AIR OUTLET KIT CHLOÈ DG MATTE**  
cod. 112.0490.263

**REAR AIR OUTLET KIT CHLOÈ CG MATTE**  
cod. 112.0490.264

- Chloè



The kit is matched to the color of the hood

# RECYCLING KIT

**C.A. HFH** cod. 112.0327.631

- Bella Comfort
- Nice
- Ray
- Stilo DX-SX
- Stilo Comfort
- Stilo Glass Smart
- Stilo Smart



**RECYCLING KIT WH** cod. 112.0252.439

- Daisy WH
- Glam-Light WG1C/WG3C
- Glam-Light WH/T
- Glam-Light WH/WG

**RECYCLING KIT BK** cod. 112.0252.442

- Daisy BK
- Glam-Light DG/LG



**RECYCLING KIT T-SHAPE WALL**  
cod. 112.0626.902

- Bella Comfort
- Nice
- Ray
- Onyx-T
- T-Dark
- Stilo Comfort
- Stilo Dx/Sx
- Stilo Glass Value
- Stilo Smart

**RECYCLING KIT T-SHAPE ISLAND**  
cod. 112.0626.903

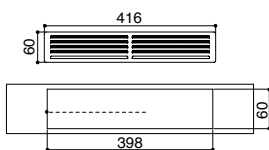
- Glassy Island
- T-Shelf
- Stilo Comfort Island



# GALILEO INSTALLATION KIT

## RECYCLING KIT H60 cod. 112.0540.730

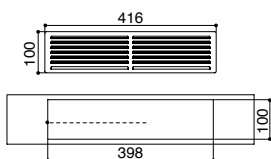
- Galileo Glass
- Galileo
- Galileo Smart



Ceramic filter included

## RECYCLING KIT H100 cod. 112.0540.781

- Galileo Glass
- Galileo
- Galileo Smart



Ceramic filter included

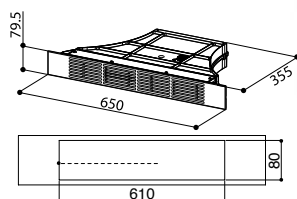
## DUCTING KIT cod. 112.0540.782

- Galileo Glass
- Galileo
- Galileo Smart



## KIT RECYCLING LONG LASTING H80 cod. 112.0605.735

- Galileo
- Galileo Smart



Filtro Long Lasting incluso nel kit

## FILTERING KIT H60 cod. 112.0626.656

- Galileo 60



## FILTERING KIT H100 cod. 112.0626.657

- Galileo 60



## LATERAL DUCTING KIT

cod. 112.0711.356

- Galileo Stripes
- Galileo Bold
- Galileo Linear
- Galileo Slim



## FRONT RECYCLING VERSION INSTALLATION/ PLINTH MIN. H60 cod. 112.0711.988

- Galileo Stripes
- Galileo Bold
- Galileo Linear
- Galileo Slim



## LATERAL RECYCLING VERSION INSTALLATION/ PLINTH MIN. H70 cod. 112.0711.987

- Galileo Stripes
- Galileo Bold
- Galileo Linear
- Galileo Slim



## REAR FILTERING KIT cod. 112.0685.046


- Galileo Glass
- Galileo
- Galileo Smart
- Galileo 60



# REFILL

## REFILL CERAMIC H100 cod. 112.0548.448

- Galileo Glass
- Galileo
- Galileo Smart
- Galileo 60



## REFILL CERAMIC H60 cod. 112.0548.447

- Galileo Glass
- Galileo
- Galileo Smart
- Galileo 60



**REFILL LONG LASTING H80** cod. 112.0605.736

- Galileo
- Galileo Smart

**REFILL LONG LASTING FILTER HE 60CM H80**  
cod. 112.0679.153

- Galileo 60

**REFILL LONG LASTING FILTER HE FILTRAZIONE POSTERIORE** cod. 112.0684.122

- Galileo Glass
- Galileo
- Galileo Smart
- Galileo 60

**REFILL C.A. TUBAZIONE RETTANGOLARE**  
cod. 112.0472.396

- Fabula Plus

**REFILL 1 C.F. HFH** cod. 112.0261.791**REFILL LONG LASTING HE TOP ACCESS NEUTRAL**  
cod. 112.0716.092

- Galileo Stripes
- Galileo Bold
- Galileo Linear
- Galileo Slim



# F-LIGHT DUCTING KIT

**DUCTING KIT F-LIGHT** cod. 112.0169.216

- Lybra Plus
- Nest Plus
- Zoom Plus

Ø 150 mm - length 1 meter

**DUCTING KIT AIRLANE** cod. 112.0542.875

- Belle
- Belle Plus
- Celine Plus
- Odette Plus



# EXTENSION KIT CABLES FOR SUSPENDED HOODS

**CABLE EXTENSION KIT FOR SUSPENDED HOODS**  
cod. 112.0691.642

- Chloè XL Island
- Thea Island
- Belle
- Soft Cube
- Beat Suspended
- Beat XL Suspended

# SPLASHBACKS AND CORNER ADAPTER

**KIT STAINLESS STEEL SPLASHBACKS 900 mm**  
cod. 112.0157.271

- Stilo DX-SX
- Tender

**KIT STAINLESS STEEL SPLASHBACKS 1200 mm**  
cod. 112.0157.272

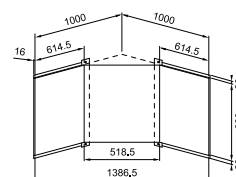
- Stilo DX-SX
- Tender

**CORNER KIT CORNER SPLASHBACKS PREMIO X**  
cod. 112.0157.273

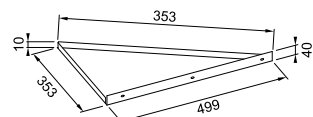
- Premio Angolo/SP A100

**CORNER KIT 3 CORNER SPLASHBACKS EGYZIA X**  
cod. 112.0157.274

- Solaris
- Stilo Angolo

**CORNER ADAPTER KIT X** cod. 112.0157.284

- Premio Angolo/SP
- Stilo Angolo



# CHARCOAL FILTERS LONG LASTING

dishwasher  
safe

Multi-layer filter, it guarantees a double filtration and an optimal air cleanliness, it has a duration of up to 3 years.

## FLL3 KIT 2.C.A. LONG LASTING

cod. 112.0544.470

- Flexa HIP
- In-Nova Smart
- Value
- 106/35 Plus



## FLL8 KIT 2 C.A. LONG LASTING D196 H37

cod. 112.0185.278


- |                     |               |
|---------------------|---------------|
| - Beat              | - Maxima      |
| - Belle             | - Modular     |
| - Belle Plus        | - Nest Plus   |
| - Céline Plus       | - Odette Plus |
| - Chloè XL          | - Ranch       |
| - Chloè XL Isola    | - Soft Cube   |
| - Daisy             | - Solaris     |
| - Glam-Light        | - Tender      |
| - Glam Light        | - Thea        |
| - Zero Drip Plus    | - Thea Isola  |
| - Grèxia            | - Trendy      |
| - Heaven 2.0        | - T-Shelf     |
| - Heaven Pear White | - Tweet       |
| - In-Light          | - Veil        |
| - Inca Lux 2.0      | - West        |
| - Inca Lux Glass    | - West Angolo |
| - Inka Plus         | - Zoom Plus   |
| - K-Air             | - 106/35 Plus |
| - Lithos            |               |
| - Lybra Plus        |               |



## FLL9 KIT 1 C.A. LONG LASTING EASY CUBE 267x235

cod. 112.0185.276

- |                             |                           |
|-----------------------------|---------------------------|
| - Corinthia Isola           | - Stilo Isola/SP          |
| - Cylindra                  | - Stilo Comfort           |
| - Cylindra Isola            | - Stilo Comfort Isola     |
| - Cylindra Gloss Plus       | - Stilo Glass Smart       |
| - Cylindra Isola Gloss Plus | - Stilo Glass Smart Isola |
| - Eclipse                   | - Stilo Smart             |
| - Glassy Isola              | - Stilo DX-SX             |
| - In-Nova Premium           | - T-Dark                  |
| - In-Nova Touch             | - T-Light Isola           |
| - In-Nova Zero Drip         |                           |
| - Nice                      |                           |
| - Onyx-T                    |                           |
| - Premio Angolo/SP          |                           |
| - Ray                       |                           |



## FLL12 KIT C.A. FABULA cod. 112.0261.258

- Fabula Plus 90



## FLL12 KIT C.A. FABULA cod. 112.0629.411

- Fabula Plus 60



## FLL18-90 KIT C.A. 90 CM cod. 112.0471.608

- Heaven 2.0 Flat
- Heaven Glass 2.0 Flat
- High-Light
- Inside up


## FLL18-120 KIT C.A. 120 CM cod. 112.0471.609

- Heaven 2.0 Flat
- Heaven Glass 2.0 Flat
- High-Light




## KIT FLL23 C.A. D125 cod. 112.0556.528

- Inka ICH (i.smart HCS)
- Inka Smart C
- Inka Smart HC



## KIT FLL26 C.A. cod. 112.0627.248

- In-Nova Zero Drip
- In-Nova Zero Drip Extreme
- In-Nova Zero Drip Lite
- In-Nova Zero Drip Plus



# CHARCOAL FILTERS HIGH PERFORMANCE

High-efficiency filter, it guarantees more than 80% filtration capacity of intake fumes and a duration of up to 6 months.

## FHP8 KIT 2 C.A. HIGH PERFORMANCE

cod. 112.0158.127

- |                      |               |
|----------------------|---------------|
| - Beat               | - Modular     |
| - Belle              | - Nest Plus   |
| - Belle Plus         | - Odette Plus |
| - Céline Plus        | - Ranch       |
| - Chloè XL           | - Soft Cube   |
| - Chloè XL Island    | - Solaris     |
| - Daisy              | - Tender      |
| - Glam-Light         | - Thea        |
| - Glam Light         | - Thea Isola  |
| - Zero Drip Plus     | - Trendy      |
| - Grèxia             | - T-Shelf     |
| - Heaven 2.0         | - Tweet       |
| - In-Light           | - Veil        |
| - Heaven Pearl White | - West        |
| - Inca Lux 2.0       | - Zoom Plus   |
| - Inca Lux Glass     | - 106/35 Plus |
| - Inka Plus          |               |
| - K-Air              |               |
| - Lithos             |               |
| - Lybra Plus         |               |
| - Maxima             |               |



# CHARCOAL FILTERS

Filter composed by a combination of charcoals and it should be replaced every 2-3 months.

## F1 KIT 1 C.A. D233 H20 cod. 112.0157.238

- |          |               |
|----------|---------------|
| 1 BLOWER | 2 BLOWERS     |
| - 152    | - 2152 - 2156 |
|          | - 2740        |



Order 2 filters for 2 motor hoods


## F3 KIT 2 C.A. SMILE cod. 112.0067.944

- Flexa HIP
- In-Nova Smart
- Value
- 106/35 Plus SRM



## F4 KIT 14B cod. 112.0441.093

- In-Nova Comfort



## F8 KIT 2 C.A.D196 H37 cod. 112.0157.240

- |                      |               |
|----------------------|---------------|
| - Beat               | - Maxima      |
| - Belle              | - Modular     |
| - Belle Plus         | - Nest Plus   |
| - Celine Plus        | - Odette Plus |
| - Chloè XL           | - Ranch       |
| - Chloè XL Island    | - Soft Cube   |
| - Daisy              | - Solaris     |
| - Glam-Light         | - Tender      |
| - Glam Light         | - Thea        |
| - Zero Drip Plus     | - Thea Island |
| - Grèxia             | - Trendy      |
| - Heaven Pearl White | - T-Shelf     |
| - Heaven 2.0         | - Tweet       |
| - In-Light           | - Veil        |
| - Inca Lux 2.0       | - West        |
| - Inca Lux Glass     | - Zoom Plus   |
| - Inka Plus          | - 106/35 Plus |
| - K-Air              |               |
| - Lithos             |               |
| - Lybra Plus         |               |




## LONG LASTING FILTR NANOSORB cod. 112.0735.432

- T-Shelf Evolution



## F9 KIT 1 C.A. 263x237 cod. 112.0157.243

- |                         |                            |
|-------------------------|----------------------------|
| - Corinthia Island      | - Onyx-T                   |
| - Cylindra              | - Premio Angolo/SP         |
| - Cylindra Island       | - Ray                      |
| - Cylindra Gloss Plus   | - Stilo Island/SP          |
| - Cylindra Island Gloss | - Stilo Comfort            |
| Plus                    | - Stilo Comfort Island     |
| - Eclipse               | - Stilo Glass Smart        |
| - Glassy Island         | - Stilo Glass Smart Island |
| - In-Nova Premium       | - Stilo Smart              |
| - In-Nova Touch         | - Stilo DX-SX              |
| - In-Nova Zero Drip     | - T-Dark                   |
| - Nice                  | - T-Light Island           |



## F22 KIT C.A. NAUTILUS cod. 112.0540.783

- Glam-Fit
- Glam Fit Zero Drip Plus
- Talika



## KIT F23 C.A. D125 cod. 112.0556.527

- Inka Smart C
- Inka Smart HC
- Inka ICH (i.smart HCS)



## INOX DUCTING KIT cod. 112.0327.632

- Daisy Plus

## 1 BUFFLE FILTER KIT cod. 112.0157.288

- Stilo DX-SX
- Glassy Island

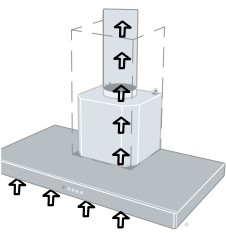
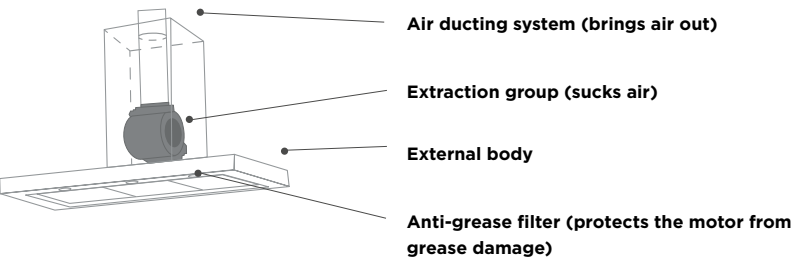


A close-up, low-angle shot of a modern, metallic architectural element. The structure is composed of several sharp, angular planes. The top surface is a smooth, dark metallic finish. Below it, a large section features a fine, woven mesh texture. The bottom edge shows a series of parallel, vertical ridges or fins. The lighting is dramatic, highlighting the sharp edges and the texture of the mesh against a dark background.

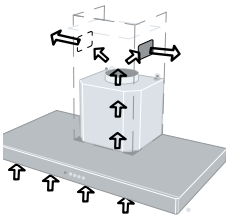
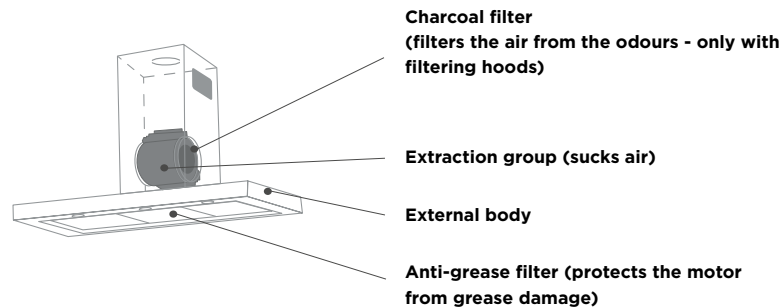
# INSTALLATION

# ABC OF THE HOOD

The extraction hood expels fumes and steam out of the kitchen. It is the most effective solution.



The recycling hood filters the fumes and steam from the air and then returns it to the kitchen.



# CHOOSE THE RIGHT HOOD

The necessary extraction capacity is determined by the volume of the kitchen. An effective hood changes the air of the kitchen 10 times per hour. A powerful motor is quieter and uses less energy because it is effective at low speeds.

-A hood does not create noise disturbance if its capacity is sufficient without exceeding 55 dB(A) of sound power.

-A powerful motor can be efficient even at lower, quieter speeds.

1 Fan Handbook - F. Bleier 1998

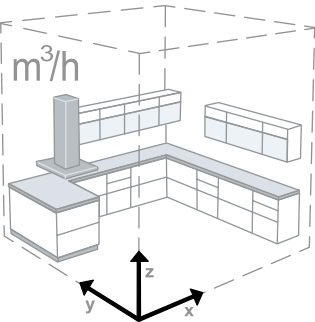
Example: A 15 m<sup>2</sup> kitchen which is 3 m tall requires a hood which aspirates at least 450 m<sup>3</sup>/h. Infact: 15 m<sup>2</sup> x 3 m x 10 = 450 m<sup>3</sup>/h

Now consult the performance table found in the product catalogue.

The hood is efficient if an equal or higher capacity value is found in one of the speed columns.

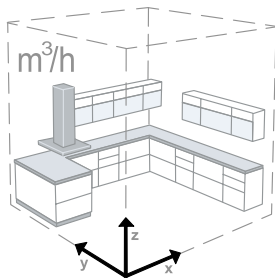
$$\text{EFFECTIVENESS} = \text{kitchen m}^2 \times \text{kitchen high} \times \text{10 changes of air}$$

Speed	1	2	3	4	INT
Air capacity IEC point	110	195	260	313	430
Pressure	-	-	-	-	-
input	30	45	55	70	100
Noise level	48	53	58	62	69

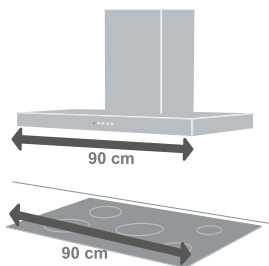


# INSTALLATION

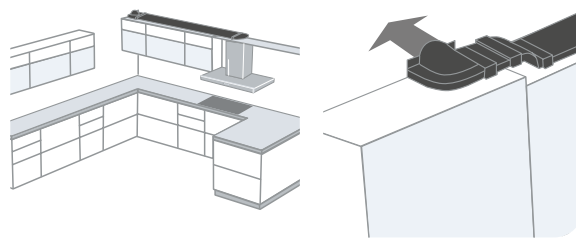
Proper installation begins with an inspection. When choosing a hood, you should know:



Kitchen volume (which determines the necessary aspiration capacity). See section "Choosing the right hood."



Length of the cooking top (the hood is generally as long as the cooking top area).



The position and distance of the exit hole (very long and very curved right-angled tubes limit hood efficiency).



Italian D.M. 37/08 requires two aeration holes which communicate with the external wall in the presence of gas-working equipment.

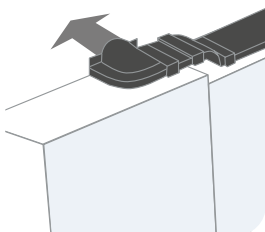
1. an entrance hole for oxygenising the area, to be made in the lower part of the wall of the room which communicates externally.
2. an exit hole for fume discharge, to be made in the upper part of the wall which communicates externally (or in a chimney flue dedicated exclusively to this use).

If the hood aspirates, the exit hole can be used as a terminal conduit that carries the air outside.

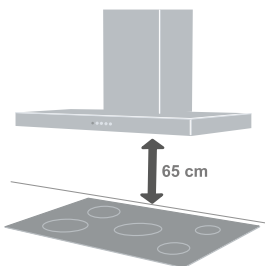
## Product integrity

- Check the integrity of the hood upon opening.
- Make sure that the hood is in good conditions and has not been damaged during transport.
- The hood must arrive with its guarantee and instruction manual. Verify the receipt of any optionals (i.e. remote control).

**ATTENTION:** Do not install the hood if it is damaged. Have it substituted at no charge with a new one, otherwise you may be required to pay for any service assistance. Do not remove any protective films prior to installation.



## Installation distance



The hood is to be installed at a minimum distance of 65 cm from the cooking top, except for particular models where is specified in the technical drawing and instructions manual.

**ATTENTION:** the product guarantee will not be considered valid if this distance is not respected.

The hood may not reach declared performance levels if the distance from the cooking top exceeds 75 cm. Some vertical-installation models (ex. Cocktail) are to be installed lower. Check the product's technical manual.

## Inspection

1 - Turn on the motor

2 - Switch on the lights

If the hood is an extraction hood, verify that it is properly connected to the exit tubing.

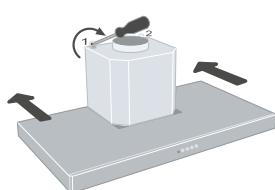
If the hood is a filtering hood, verify that the charcoal filters have been inserted.

## First cleaning

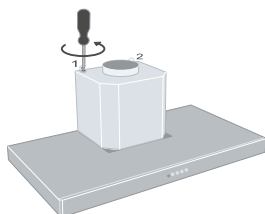
- Remove the protective films
- Remove impurities with a damp sponge and a small amount of neutral soap
- Rinse with a damp cloth
- Dry with a soft cloth. If the hood is in stainless steel, continue with a steel glaze
- You can give stainless steel hoods a protective treatment with the Faber Clin&Clin tissue



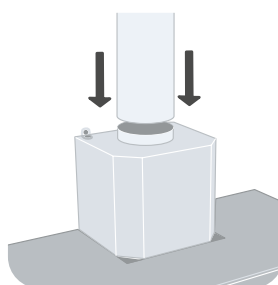
Faber hoods are easy to install because they have EASY CUBE:



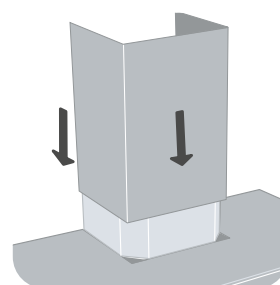
Hang the hood



Align

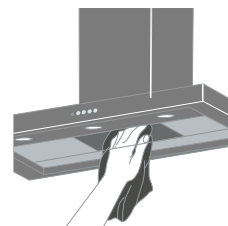


Connect tubing



Insert the chimney

# USE AND MAINTENANCE



Switch on the hood a minute before cooking begins to create air flow that channels fumes and steam toward the aspiration surfaces. If necessary, leave the hood switched on even after cooking is finished so that all steam and odours can be properly aspirated.

- Wash the metal anti-grease filters by hand or in the dishwasher every two months<sup>1</sup>
  - Replace synthetic anti-grease filters every two months
  - Regular filter maintenance guarantees efficient hood use
- ATTENTION:** grease deposited on the filters is inflammable: be sure to perform regular maintenance

<sup>1</sup> These intervals of time refer to a regular use of the hood, approximately 3 hours per day

## Hood cleaning


- Remove impurities with a damp sponge and a small amount of neutral soap<sup>2</sup>
- Rinse with a damp cloth
- Dry with a soft cloth, if the hood is in stainless steel, follow the steel brushing
- Clean the internal hood conduit once a year

<sup>2</sup> Acid-based cleaning products can damage hood surfaces



# ANTI-ODOURS FILTERS

Long lasting



**3**  
**YEARS**  
MAX

Faber has developed a, re-usable active carbon filter. Thanks to the multi-layer technology, the Long Lasting filter further increases filtration efficiency, with the double layer using an initial pre-filtration to capture the largest particles, and a second, more concentrated filtration to guarantee optimal air cleanliness.

The filter can be washed in the dishwasher every 3-4 months<sup>1</sup>, for a maximum of 3 years and dries at room temperature in a vertical position to allow the water to drain out. Alternatively, it can be placed in an oven at 50°C.

<sup>1</sup> Normal use cooker hood, by around 3 hours per day


High performance



**6**  
**MONTHS**  
MAX

High-efficiency filter with a highly-concentrated carbon micro-granular structure that can guarantee more than 80% filtration capacity of intake fumes and a duration of up to 6 months, double that of a normal charcoal filter, making for economic savings of more than 20%.

## CERAMIC FILTER



Charcoal filter that can be regenerated in the oven at 200° every 2-3 months and allows to reach high absorption efficiency

## CLIN & CLIN CLEANING LINE

Clin&Clin revitalising paste



Removes marks, spots and small rust stains caused by daily use, restoring a natural shine to steel surfaces.

Clin&Clin protective tissues



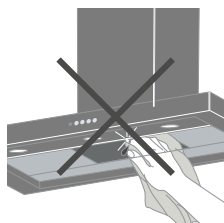
Protect and maintain the beauty of steel surfaces over time. Practical and disposable. To be applied on clean, dry surfaces.

# QUALITY AND SAFETY


Faber hoods benefit from 60 years of competence in the treatment of kitchen air

- We were the first in the kitchen hood sector to obtain an ISO 9001 company quality system certificate.
- System integrated with Quality, Safety and Environment certified by SGS respecting the ISO 9001:2000, OHSAS 18001 and ISO 14001 norms.
- We have received the SGS Excellence Certificate, the absolute first in the world, number 001.
- All Faber hoods conform to European safety standards (EC mark of conformity), and have also been certified by the IMQ, a reliable, independent organisation further guaranteeing clients on quality (IMQ mark of security).

## FABER HOODS ARE DESIGNED FOR SAFETY



Hammered internal edges and tempered glass to avoid risks of cutting.



Thermo-protected motors and self-extinguishing plastics help avoid any risk of fire.  
Electronics are solid state, cables and connections are all placed correctly to avoid electric shock or dangerous sparks.

All Faber hoods have undergone safety and performance tests.

Aspiration and noise capacity have been measured according to standard norms:

- EN 61591
- EN 60704-3

unique specifications for surveying kitchen hood performance.

ATTENTION: Comparisons between different brand hoods should be carried out on complete data obtained according to these standards.

The Faber laboratory is NEMKO and IMQ certified.

## ASSISTANCE

Faber Technical Assistance is also active in Europe

Check the website [www.faberspa.com](http://www.faberspa.com) for phone numbers

- Information about products
- Information about shop branches
- Information about where to purchase spare parts and accessories
- Activation of technical assistance request
- Product or service complaints

The cost of the call may vary depending on the operator used.  
Please consult the rates of your operator.

All Faber products are covered with a 2-year "Full guarantee"

"Full guarantee" that covers any compliant defects which might be revealed on the hood over this period.

This guarantee does not cover defects not attributable to Faber such as those caused by erred installation, by any use not compliant with the instructions detailed in the instruction manual or by damage caused during transport.


# SPECIAL FINISHES



Black gloss



Black matt



White matt



White




Warm white




Grey matt




Dark Forest



Dark grey matt




Country grey matt




Cast iron




Old metal



Titanium matt



Cross titanium




Dark grey stoneware



Light grey stoneware


The images are indicative only and are not fully representative of the product finish.




Gold




Old brass




Old copper




Tibetan silver



White/Warm gray 3C - WH/WG



White/Transparent - WH/T



Warm gray 1C/Warm gray 3C - WG1C/WG3C



Dark grey/Light grey - DG/LG



Dusty blue



Sand



The performance shown in this catalogue is declared in accordance with the new Code of Conduct signed by the most qualified European manufacturers members of CECED (European Committee of Domestic Equipment Manufacturers), a strict code for transparency which establishes clear rules to measure air flow and noise level for hoods, common to all cooker hoods manufacturers:

- air capacity according to IEC/EN 61591 method  
(with the hood fitted using a ducting pipe)
- noise level according to IEC/EN 60704-3 method (sound power)

## FINISHES

AM/X	metal aluminium/stainless steel handle
BK	black
BK GLASS/A	black glass/aluminium
BK GLOSS	black gloss
CG	country grey
CI	cast iron
CT	cross titanium
DB	dusty blue
DF	dark forest
DG	dark grey
DG/C	dark grey/concrete
DGC	dark grey concrete
LG	light grey
LG/X	light grey/stainless steel handle
OB	old brass
OC	old copper
OM	old metal
SS	black body/stainless steel strip
WG	warm gray
WH	white
WH MATT/TS	white matt/tibetan silver
WW	warm white
X	stainless steel
X/OM	stainless steel/old metal
X/V	stainless steel/glass

## PERFORMANCE

<b>SPEED</b>	<b>Speed</b>
<b>M<sup>3</sup>/H</b>	<b>Air capacity IEC point</b>
<b>PA</b>	<b>Pressure</b>
<b>W</b>	<b>Input</b>
<b>dB(A)</b>	<b>Noise level</b>
<b>16</b>	<b>1 motor</b> , width 600 mm
<b>18</b>	<b>1 motor</b> , width 800 mm
<b>19</b>	<b>1 motor</b> , width 900 mm

