

Brandt

FREE STANDING
Catalogue **2024**



EDITORIAL

Brandt always places people at the heart of its expertise.
That is why we designed adapted appliances, whose only goal is:

Facilitate everyday life.

We have developed simple and ingenious technologies that meet all needs:
whether on a daily basis or on special occasions.

Simply because the **Brandt** appliances are designed by **men**.

Brand



A historical brand, Brandt is a generalist trademark and is a strong presence in all families of products in the fields of Washing, Cooking, Cooling, Small Appliances. Since its launch, the Brandt brand mission has been simple: support consumers for their entire lives by providing innovative, useful and relevant products. Making daily life easier by providing adapted equipment is then written into the brand's DNA. A pioneer of its innovations, Brandt has set itself apart from the competition by being a technological leader with automatic variable ability or automatic laundry detergents dispensing... for example. Whether in the field of Washing, Cooking or Cooling, many of Brandt's products have been at the top of the sales charts and will have continued impact on current and future generations.

History

LEGACY

Brandt is named after Edgar Brandt, a leading wrought iron craftsman from the beginning of the 20th century. Initially a locksmith and metalwork business, he created famous works, including bronze slab of the Unknown Soldier Monument in 1921, located in the middle of the Arc de Triomphe. The firm made a move into household appliances in the 1950s. This is how the company started to invent its first washing machines, refrigerators and ironing presses. In June 1956, Edgar Brandt offers to the Château de Versailles in Paris, the two beautiful gilded gates of the Great Court of Ambassadors, destroyed during the Revolution.

INNOVATION

Brandt is a ceaseless innovator, aiming to make household appliances accessible to all.

1949

First manual top-loading washing machine with agitator.



1967

The top refrigerator brand in France.



1969

The 1st French dishwasher is released from the Brandt factories.



1970

First variable-speed and automatic variable capacity washing.



1985

Launch of the 1st built-in appliances collection.



1990

1st induction hob.



2007

Launch of small appliances. Blenders, kitchen machine, kettles.



2008

Dose-e, first top-loading washing machine with dispenser and built-in detergent measure.



2010

Induction hob MAXIZONE. The 1st 40 x 23 cm. "maximum capacity" cooking area.



2016

Intellect year! This new home appliances generation shows all innovations of the brand since its creation.



2021

Hygiène program removes more than 99.9% of bacteria and viruses, including COVID-19*.

* tested and approved by VirHealth Lyon.



HYGIÈNE



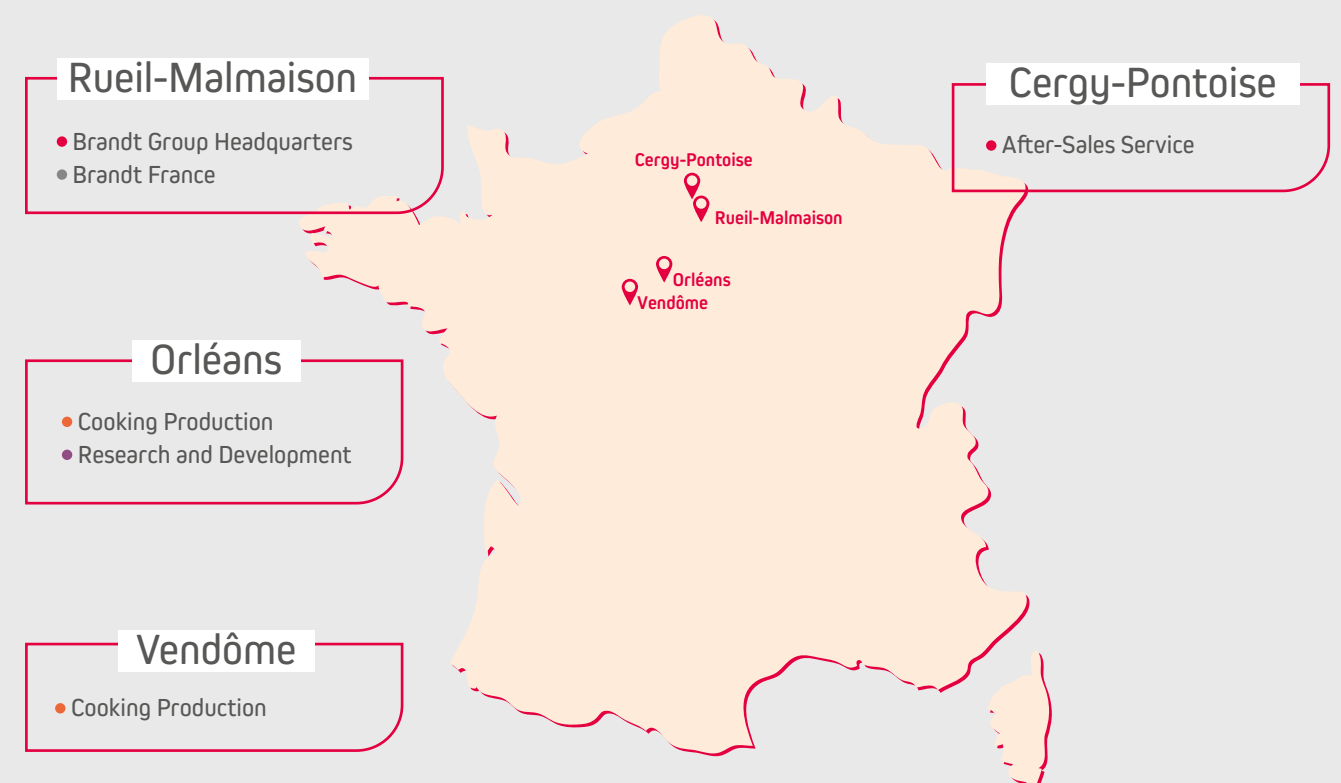
BVCert. 6011825

ORIGINE FRANCE

In the world of household appliances, Brandt is the last major player in the Large Household Appliances sector to design and manufacture cooking products in France. Its production is spread across the sites in Orléans (45) and Vendôme (41). The Orléans factory has a Research and Development department, and the After-Sales Service is located near Cergy-Pontoise (95).

Brandt, the labelled French household appliance

An integral part of French culinary heritage, the majority of our cooking appliances have been certified as "Origine France Garantie" since 2011. Conducted by an independent organization, the "Origine France Garantie" certification provides a clear and objective indication of origin. It serves as a marker of quality and excellence, guaranteeing the traceability of household appliances.





Washing

8

| | |
|----------------------------------|----|
| ■ Front loading washing machines | 8 |
| ■ Front loading tumble dryers | 26 |
| ■ Front loading washer dryer | 29 |
| ■ Top loading washing machines | 30 |
| ■ Dishwashers | 42 |

Cooling

54

| | |
|--------------------|-----|
| ■ Refrigerators | 54 |
| ■ Upright freezers | 84 |
| ■ Chest freezers | 91 |
| ■ Wine Cellars | 96 |
| ■ Technical charts | 100 |



New capacities and technology allowing an optimal washing efficiency

In order to meet everyone needs

Designed to offer the very best in washing and hygiene in all circumstances, with a capacity of up to 18 kg of laundry with equal efficiency, this range offers a palette of innovative programmes adapted to today's lifestyles and the requirements of all textiles.

Induction motor: silence and savings combined

Equipped with a high-performance induction motor and anti-vibration side panels, these washing machines significantly reduce energy consumption and noise levels during cycles.



Tailor-made to your needs*

- **Soiling Level:** washing time, mixing phase, temperature... every parameter of the programmed cycle adapts to the degree of soiling detected, to clean all your laundry as it should be. This option guarantees perfect results, simply by using the right amount of water and energy.
- **Flash programmes:** cleanliness guaranteed! Brandt has developed short programmes for washing lightly soiled loads, combining efficiency and time-saving, while consuming energy sparingly.



*depending on model

A healthy environment for your laundry*

- **Easy-Jet function.** Eliminates foam and detergent residues before each rinse by spraying water over the door seal and glass porthole.
- **Drum clean.** This self-cleaning programme sanitizes (without laundry) the entire structure of your machine (drum, tank, pipes, seals) thanks to a high temperature rise to 90 °C.
- **Antibacterial treatment (ABT).** The seal of your washing machine is a particularly sensitive area for the development of bacteria and mold. It is also an important area of contact with your laundry. The treatment it receives protects against these aggressions and ensures washing in a clean and healthy space.



To take care of you and all your laundry!

Targeted efficiency*.

- **Hygiene programme:** developed by Brandt to eliminate the main viruses and up to 99.9% of bacteria through a 30-minute wash phase at a temperature above 60 °C.
- **Antibacterial:** the combined action of a 27-minute steam phase at the start of the cycle eradicates 99.9% of microbes and bacteria deep within the laundry.
- **Steam Option:** the ultimate anti-bacterial treatment, to be programmed on the most frequently used cycles (including Cotton, Mixed and Synthetics and Baby Linen).

The steam released in the drum at the start of the cycle raises the water temperature more rapidly, facilitating the penetration of the detergent into the fibers to ensure thorough cleaning.

FRONT LOADING 18KG



WFB218QW FRENCH PANEL

- 1 to 18kg
- 1000rpm/min
- Delayed start up to 24h
- Electronic programming
- Digits display
- Automatic variable capacity
- Remaining time display
- 12 programmes: Cotton - Intensive- Express - Mixed - Synthetics - Hygiene - Eco 40-60 - 20°C - Delicates - Baby clothes - Drum clean - Rinse / Spin
- Options: "Degree of soiling - Delayed start - Pre-wash - Rinsing+ - Steam"
- 80 dB(A) spinning
- Dimensions HxWxD (mm) : 1011x686x869

An XXL drum to lighten your daily load

Choose this washing machine with its automatic variable capacity from 1 to 18 kg. Reduce your daily laundry and generously load the drum, which can accommodate bulky items such as duvets.



Hygiene (depending on model)

This is the most effective treatment available, developed by Brandt to eliminate the most common viruses and up to 99.9% of bacteria deep down in the laundry at high temperatures*.

Steam option

The action of steam at the start of the cycle ensures the most effective anti-bacterial treatment for the cycles most frequently used on a daily basis (Cotton, Mixed and Synthetics).

FRONT LOADING 12KG



WFB124QW FRENCH PANEL

- 1 to 12kg
- 1400rpm/min
- Easy-Jet
- Delayed start up to 24h
- Electronic programming
- Digits display
- Automatic variable capacity
- Remaining time display
- 16 programmes: 20°C - Cotton - Down jacket - Eco 40-60 - Spin drying - Flash 15min - Hygiene - Intensive - Wool - Baby clothes - Mixed - Drum clean - Rapid 45min - Rinse / Spin - Sports - Synthetics
- Options: "Adding laundry - Degree of soiling - Delayed start - Pre-wash - Rinsing+ - Steam"
- 78 dB(A) spinning
- Dimensions HxWxD (mm) : 850x595x595

Easy-Jet and Programme Antibacterial 59'

Perfect hygiene for your laundry!



WFB126QWG GREEK PANEL

- 1 to 12kg
- 1400rpm/min
- Delayed start up to 24h
- Electronic programming
- Digits display
- Automatic variable capacity
- Remaining time display
- 14 programmes: 20°C - Antibacterial 59min - Shirts - Cotton - Delicates - Sheets and towels - Eco 40-60 - Hygiene - Baby clothes - Mixed - Drum clean - Rapid 39min - Rinse / Spin - Synthetics
- Options: Degree of soiling - Delayed start - Silent wash - Pre-wash - Rinsing+ - Steam
- 80 dB(A) spinning
- Dimensions HxWxD (mm) : 850x595x595

(1) Standard cycle: 12kg – cotton 60°C



WFB306QAW FRENCH PANEL

- 1 to 10kg
- 1500rpm/min
- Autodose
- Induction motor
- Delayed start up to 24h
- Electronic programming
- Digits display
- Automatic variable capacity
- Remaining time display
- 14 programmes:
 - Rapid 15min - Synthetics - Rinse / Spin - Drum clean
 - Mixed - Memo - Bedding - Baby laundry - Wool - Spin
 - Eco 40-60 - Cotton - 20°C - Hygiene
- Options: Steam - Rinsing+ - Pre-wash - Silent wash - Delayed start
- 80 dB(A) spinning
- Dimensions HxWxD (mm): 850x595x565

Autodose

By adjusting the right amount of detergent and fabric softener to the type, quantity and degree of soiling of your laundry, this function helps protect your clothes, while limiting detergent consumption and pollutant emissions.



WFB106QDS FRENCH PANEL

- 1 to 10kg
- 1500rpm/min
- Delayed start up to 24h
- Electronic programming
- Digits display
- Automatic variable capacity
- Remaining time display
- 14 programmes: 20°C - Antibacterial 59min - Shirts - Cotton - Delicates - Sheets and towels - Eco 40-60 - Hygiene - Baby clothes - Mixed - Drum clean - Rapid 39min - Rinse / Spin - Synthetics
- Options: Degree of soiling - Delayed start - Silent wash - Pre-wash - Rinsing+ - Steam
- 80 dB(A) spinning
- Dimensions HxWxD (mm) : 850x595x565

Also available with Greek control panel: [WFB106QWG](#)



WFB104QW FRENCH PANEL

- 1 to 10kg
- 1500rpm/min
- Easy-Jet
- Delayed start up to 24h
- Electronic programming
- Digits display
- Automatic variable capacity
- Remaining time display
- 16 programmes: 20°C - Cotton - Down jacket - Eco 40-60 - Spin drying - Flash 15min - Hygiene - Intensive - Wool - Baby clothes - Mixed - Drum clean - Rapid 45min - Rinse / Spin - Sports - Synthetics
- Options: Adding laundry - Degree of soiling - Delayed start - Pre-wash - Rinsing+
- 77 dB(A) spinning
- Dimensions HxWxD (mm) : 850x595x565

Add laundry: the right to forget!

Cycle just started? Don't worry: use this function to top up your load, provided the water level and temperature are not too high.



WFB103QW FRENCH PANEL

- 1 to 10kg
- 1500rpm/min
- Induction motor
- Delayed start up to 24h
- Electronic programming
- Digits display
- Automatic variable capacity
- Remaining time display
- 16 programmes: 20°C - Cotton - Delicates - Eco 40-60 - Spin drying - Flash 15min - Hygiene - Intensive - Wool - Memo - Mixed - Rapid 45min - Rapid 60min - Rinse / Spin - Sports - Synthetics
- Options: Delayed start - Pre-wash - Rinsing+
- 80 dB(A) spinning
- Dimensions HxWxD (mm) : 850x595x565

Induction motor

Combining high performance and quiet operation, it significantly reduces the appliance's energy consumption.

**WFB394QW** FRENCH PANEL

- 1 to 9kg
- 1400rpm/min
- Easy-jet
- Delayed start up to 24h
- Electronic programming
- Digits display
- Automatic variable capacity
- Remaining time display
- 16 programmes: 20°C - Cotton - Down jacket - Eco 40-60 - Spin drying - Flash 15min - Hygiene - Intensive - Wool - Baby clothes - Mixed - Drum clean - Rapid 45min - Rinse / Spin - Sports - Synthetics
- Options: Adding laundry - Degree of soiling - Delayed start - Pre-wash - Rinsing+
- 72 dB(A) spinning
- Dimensions HxWxD (mm) : 850x595x495

**WFB196QWG** GREEK PANEL

- 1 to 9kg
- 1400rpm/min
- Delayed start up to 24h
- Electronic programming
- Digits display
- Automatic variable capacity
- Remaining time display
- 14 programmes: 20°C - Antibacterial 59min - Shirts - Cotton - Delicates - Sheets and towels - Eco 40-60 - Hygiene - Baby clothes - Mixed - Drum clean - Rapid 39min - Rinse / Spin - Synthetics
- Options: Degree of soiling - Delayed start - Silent wash - Pre-wash - Rinsing+ - Steam
- 76 dB(A) spinning
- Dimensions HxWxD (mm) : 850x595x565

Antibacterial 59min Programme

Eliminates major viruses and 99.9% of bacteria (escherichia coli and staphylococcus aureus).

**WFB194QW** FRENCH PANEL

- 1 to 9kg
- 1400rpm/min
- Easy-Jet
- Delayed start up to 24h
- Electronic programming
- Digits display
- Automatic variable capacity
- Remaining time display
- 16 programmes: 20°C - Cotton - Down jacket - Eco 40-60 - Spin drying - Flash 15min - Hygiene - Intensive - Wool - Baby clothes - Mixed - Drum clean - Rapid 45min - Rinse / Spin - Sports - Synthetics
- Options: Adding laundry - Degree of soiling - Delayed start - Pre-wash - Rinsing+
- 76 dB(A) spinning
- Dimensions HxWxD (mm) : 850x595x565

Easy-Jet and Drum clean

A perfectly healthy environment for a more-than-perfect wash!

Also available with Greek control panel: [WFB194QWG](#)



Targeted programmes and options

• Hygiene

The most effective treatment available, developed by Brandt, to eliminate all major viruses and up to 99.9% of bacteria deep within the laundry.

• Degree of soiling option

Whether your clothes are just worn or heavily soiled... Every parameter of the wash cycle (washing time, mixing phase and temperature) adapts to the degree of soiling detected to clean all your laundry with the right amount of water and energy, and a guaranteed result!



WFB193QW FRENCH PANEL

- 1 to 9kg
- 1400rpm/min
- Induction motor
- Delayed start up to 24h
- Electronic programming
- Digits display
- Automatic variable capacity
- Remaining time display
- 16 programmes: 20°C - Cotton - Delicates - Eco 40-60 - Spin drying - Flash 15min - Hygiene - Intensive - Wool - Memo - Mixed - Rapid 45min - Rapid 60min - Rinse / Spin - Sports - Synthetics
- Options: Delayed start - Pre-wash - Rinsing+
- 76 dB(A) spinning
- Dimensions HxWxD (mm) : 850x595x565

Induction motor:

silence and savings combined!



WFB191QW FRENCH PANEL

- 1 to 9kg
- 1400rpm/min
- Delayed start up to 24h
- Electronic programming
- Digits display
- Automatic variable capacity
- Remaining time display
- 16 programmes: Sports - Synthetics - Rinse/Spin - Rapid 45min - Rapid 15min - Mixed - Bedding - Baby clothes - Jeans - Wool - Eco 40-60 - Spinning - Cotton - Anti-bacterial - 20°C
- Options: Drum clean - Delayed start - Pre-wash - Rinsing+
- 76 dB(A) spinning
- Dimensions HxWxD (mm) : 850x595x495

Rapid 45':

guaranteed freshness and cleanliness in a short cycle.



WFB394QWE FRENCH PANEL

- 1 to 9kg
- 1400rpm/min
- Induction motor
- Delayed start up to 24h
- Electronic programming
- Digits display
- Automatic variable capacity
- Remaining time display
- 15 programmes: Sports - Synthetics - Rinse / Spin - Rapid 45 min - Rapid 15 min - Mixed - Bedding - Baby clothes - Jeans programme - Wool - Eco 40-60 - Spinning - Cotton - Anti-bacterial - 20°C
- Options: Drum clean - Delayed start - Pre-wash - Rinsing+
- 72 dB(A) spinning
- Dimensions HxWxD (mm) : 850x595x495

Antibacterial programme.

Thanks to the action of steam at the start of the cycle, it eradicates 99.9% of microbes and bacteria deep within the laundry.



Tailor-made programmes

19 perfectly targeted programmes and options are available to meet the needs of all types of laundry and textiles.

Like the **Bedding Programme**, whose cycle time and temperature are perfectly adapted to the washing of sheets and bed linen, or the **Jeans Programme**, which reduces the washing of dark colours, with a reinforced rinse to avoid any residual traces of detergent.



WFB386QW FRENCH PANEL

- 1 to 8kg
- 1400rpm/min
- Delayed start up to 24h
- Electronic programming
- Digits display
- Automatic variable capacity
- Remaining time display
- 14 programmes: 20°C - Antibacterial 59min - Shirts - Cotton - Delicates - Sheets and towels - Eco 40-60 - Hygiene - Baby clothes - Mixed - Drum clean - Rapid 39min - Rinse / Spin - Synthetics
- Options: Degree of soiling - Delayed start - Silent wash - Pre-wash - Rinsing+ - Steam
- 72 dB(A) spinning
- Dimensions HxWxD (mm) : 850x595x470



WFB384QW FRENCH PANEL

- 1 to 8kg
- 1400rpm/min
- Easy-jet
- Delayed start up to 24h
- Electronic programming
- Digits display
- Automatic variable capacity
- Remaining time display
- 16 programmes: 20°C - Cotton - Down jacket - Eco 40-60 - Spin drying - Flash 15min - Hygiene - Intensive - Wool - Baby clothes - Mixed - Drum clean - Rapid 45min - Rinse / Spin - Sports - Synthetics
- Options: Adding laundry - Degree of soiling - Delayed start - Pre-wash - Rinsing+
- 72 dB(A) spinning
- Dimensions HxWxD (mm) : 850x595x470

Hygiene programme, Easy-Jet, Drum clean and Steam functions

Brandt innovates for more than perfect washing in a perfectly healthy environment!


(1) Standard cycle: 8kg – cotton 60°C



WFB283QDS FRENCH PANEL

- 1 to 8kg
- 1400rpm/min
- Induction motor
- Delayed start up to 24h
- Electronic programming
- Digits display
- Automatic variable capacity
- Remaining time display
- 16 programmes: 20°C - Cotton - Delicates - Eco 40-60 - Spin drying - Flash 15min - Hygiene - Intensive - Wool - Memo - Mixed - Rapid 45min - Rapid 60min - Rinse / Spin - Sports - Synthetics
- Options: Delayed start - Pre-wash - Rinsing+
- 76 dB(A) spinning
- Dimensions HxWxD (mm) : 850x595x565

Also available with French control panel: [WFB283QN](#)



Induction motor: silence and savings combined

Equipped with a high-performance induction motor and antivibration side panels, this washing machine significantly reduce energy consumption and noise levels during cycles.

FRONT LOADING 8KG



WFB186QW FRENCH PANEL

- 1 to 8kg
- 1400rpm/min
- Delayed start up to 24h
- Electronic programming
- Digits display
- Automatic variable capacity
- Remaining time display
- 14 programmes: 20°C - Antibacterial 59min - Shirts - Cotton - Delicates - Sheets and towels - Eco 40-60 - Hygiene - Baby clothes - Mixed - Drum clean - Rapid 39min - Rinse / Spin - Synthetics
- Options: Degree of soiling - Delayed start - Silent wash - Pre-wash - Rinsing+ - Steam
- 76 dB(A) spinning
- Dimensions HxWxD (mm) : 850x595x565

Cleaner laundry in a washing machine that's always clean

- **Antibacterial programme.**
Thanks to the action of steam at the start of the cycle, it eradicates 99.9% of microbes and bacteria deep within the laundry.
- **Drum clean** is a self-cleaning programme to disinfect the entire structure of your machine (drum, tank, pipes, seals) at 90 °C.



FRONT LOADING 8KG



WFB185WG GREEK PANEL

- 1 to 8kg
- 1400rpm/min
- Delayed start up to 23h
- Electronic programming
- Digits display
- Automatic variable capacity
- Remaining time display
- 15 programmes: 20°C - Cotton - Colours - Eco 40-60 - Hygiene - Hand wash - Intensive - Jeans - Mixed - Rapid 60min - Rinsing - Spinning - Wool - Synthetics - Flash 15min
- Options: Delayed start
- 78 dB(A) spinning
- Dimensions HxWxD (mm) : 845x597x527

Delay the start of the cycle at your convenience

Once programmed, your washing machine will start 1 to 24 hours later at a time that suits you best.



WFB184QW FRENCH PANEL

- 1 to 8kg
- 1400rpm/min
- Easy-Jet
- Delayed start up to 24h
- Electronic programming
- Digits display
- Automatic variable capacity
- Remaining time display
- 16 programmes: 20°C - Cotton - Down jacket - Eco 40-60 - Spin drying - Flash 15min - Hygiene - Intensive - Wool - Baby clothes - Mixed - Drum clean - Rapid 45min - Rinse / Spin - Sports - Synthetics
- Options: Adding laundry - Degree of soiling - Delayed start - Pre-wash - Rinsing+
- 76 dB(A) spinning
- Dimensions HxWxD (mm) : 850x595x565

Automatic variable Capacity

All Brandt washing machines adapt their consumption of electricity and water according to the load, so you do not need to wait to fill the machine up to clean your clothes efficiently.

FRONT LOADING 8KG



WFB183QW FRENCH PANEL

- 1 to 8kg
- 1400rpm/min
- Induction motor
- Delayed start up to 24h
- Electronic programming
- Digits display
- Automatic variable capacity
- Remaining time display
- 16 programmes: 20°C - Cotton - Delicates - Eco 40-60 - Spin drying - Flash 15min - Hygiene - Intensive - Wool - Memo - Mixed - Rapid 45min - Rapid 60min - Rinse / Spin - Sports - Synthetics
- Options: Delayed start - Pre-wash - Rinsing+
- 76 dB(A) spinning
- Dimensions HxWxD (mm) : 850x595x565

FRONT LOADING 8KG



WFB181QW FRENCH PANEL

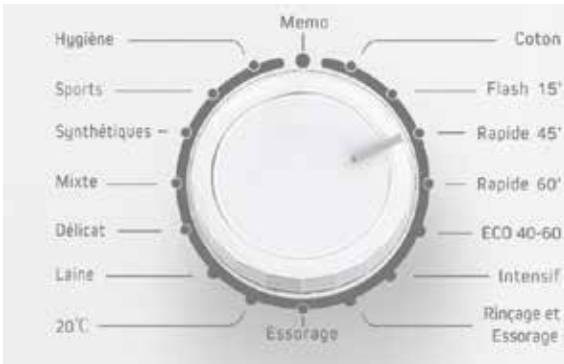
- 1 to 8kg
- 1400rpm/min
- Delayed start up to 24h
- Electronic programming
- Digits display
- Automatic variable capacity
- Remaining time display
- 15 programmes: Rapid 45min - Rapid 15min - Sport - Synthetics - Rinse / Spin - Bedding - Baby clothes - Wool - Jeans - Mixed - Eco 40-60 - Cotton - 20°C - Anti-bacterial - Spinning
- Options: Drum clean - Delayed start - Pre-wash - Rinsing+
- 76 dB(A) spinning
- Dimensions HxWxD (mm) : 850x595x475

Also available with Greek control panel: [WFB181QWG](#)



Programmes tailored to today's needs

- **Hygiene.** The highest standards of hygiene are demanded of this dedicated programme, which eliminates all major viruses and up to 99.9% of bacteria from your clothes and masks.
- **The Sports programme** is designed to preserve the elastic fibers and technical properties of sports-wear.



Memo

Ideal for saving the wash cycle and associated options you use most frequently.



WFB184QWE FRENCH PANEL

- 1 to 8kg
- 1400rpm/min
- Induction motor
- Delayed start up to 24h
- Electronic programming
- Digits display
- Automatic variable capacity
- Remaining time display
- 15 programmes: Sports - Synthetics - Rinse / Spin - Rapid 45 min - Rapid 15 min - Mixed - Bedding - Baby clothes - Jeans programme - Wool - Eco 40-60 - Spinning - Cotton - Anti-bacterial - 20°C
- Options: Drum clean - Delayed start - Pre-wash - Rinsing+
- 76 dB(A) spinning
- Dimensions HxWxD (mm) : 850x595x475

(1) Standard cycle: 8kg – cotton 60°C

**WFB174QW** FRENCH PANEL

- 1 to 7kg
- 1400rpm/min
- Easy-Jet
- Induction motor
- Delayed start up to 24h
- Electronic programming
- Digits display
- Automatic variable capacity
- Remaining time display
- 16 programmes: 20°C - Cotton - Down jacket - Eco 40-60 - Spin drying - Flash 15min - Hygiene - Intensive - Wool - Baby clothes - Mixed - Drum clean - Rapid 45min - Rinse / Spin - Sports - Synthetics
- Options: Adding laundry - Degree of soiling - Delayed start - Pre-wash - Rinsing+
- 76 dB(A) spinning
- Dimensions HxWxD (mm) : 850x595x495

Wool, Baby clothes

These programmes have been designed for clothes that require special treatment combining washing efficiency, optimized rinsing and appropriate spinning.

**WFB173QW** FRENCH PANEL

- 1 to 7kg
- 1400rpm/min
- Induction motor
- Delayed start up to 24h
- Electronic programming
- Digits display
- Automatic variable capacity
- Remaining time display
- 16 programmes: 20°C - Cotton - Delicates - Eco 40-60 - Spin drying - Flash 15min - Hygiene - Intensive - Wool - Memo - Mixed - Rapid 45min - Rapid 60min - Rinse / Spin - Sports - Synthetics
- Options: Delayed start - Pre-wash - Rinsing+
- 76 dB(A) spinning
- Dimensions HxWxD (mm) : 850x595x495

Induction motor

Quiet and economical!

**WFB171QW** FRENCH PANEL

- 1 to 7kg
- 1200rpm/min
- Delayed start up to 24h
- Electronic programming
- Digits display
- Automatic variable capacity
- Remaining time display
- 15 programmes: Sports - Synthetics - Rinse/Spin - Rapid 45min - Rapid 15min - Mixed - Sheets and towels - Baby clothes - Jeans - Wool - Eco 40-60 - Spinning - Cotton - Anti-bacterial - 20°C
- Options: Drum clean - Delayed start - Pre-wash - Rinsing+
- 76 dB(A) spinning
- Dimensions HxWxD (mm) : 850x595x400

Also available with Greek control panel: **WFB171QWG**

**WFB173QWE** FRENCH PANEL

- 1 to 7kg
- 1200rpm/min
- Induction motor
- Delayed start up to 24h
- Electronic programming
- Digits display
- Automatic variable capacity
- Remaining time display
- 15 programmes: Sports - Synthetics - Rinse / Spin - Rapid 45 min - Rapid 15 min - Mixed - Bedding - Baby clothes - Jeans programme - Wool - Eco 40-60 - Spinning - Cotton - Anti-bacterial - 20°C
- Options: Drum clean - Delayed start - Pre-wash - Rinsing+
- 76 dB(A) spinning
- Dimensions HxWxD (mm) : 850x595x400



DFB106HW FRENCH PANEL

- 1 to 10kg
- Hygiene protect
- Heat pump
- Classe A+++
- Delayed start up to 12h
- Electronic programming
- Digits display
- Complementary drying
- Remaining time display
- End of cycle buzzer
- Easy-access fluff filter
- Programmes: Shirts - Memo - Household linen - Baby clothes - Timer - Sports - Freshness - Ready to store cotton - Ready to iron cotton - Extra dry cotton - Wool - Mixed - Ready to store synthetics - Extra dry synthetics
- Options: Lighting - Drying level - Child lock - Delayed start - Anti-crease - Beep sound - Hygiene - Silent drying
- Dimensions HxWxD (mm) : 845x595x640

Hygiene Protect System

Once the drying cycle is complete, the unit maintains a constant temperature inside the drum for 30 minutes, ensuring effective sterilization of the tank.



WFB106QWE FRENCH PANEL

- 1 to 10kg
- Heat pump
- Classe A+++
- Delayed start up to 12h
- Electronic programming
- Digits display
- Complementary drying
- Remaining time display
- End of cycle buzzer
- Easy-access fluff filter
- Programmes: Shirts - Memo - Household linen - Baby clothes - Timer - Sports - Freshness - Ready to store cotton - Ready to iron cotton - Extra dry cotton - Wool - Mixed - Ready to store synthetics - Extra dry synthetics
- Options: Drying level - Child lock - Delayed start - Anti-crease - Beep sound - Hygiene - Silent drying
- Dimensions HxWxD (mm) : 845x595x640

Heat Pump

For more efficient and economical results.

This technology is like a condensation dryer, but there is not resistor heating. The system recovers energy extracted when the humidity of the laundry is condensed, and uses this energy to heat the dry air which is returned to the tumble dryer.

Class A+++

Thanks to the heat pump system, your tumble dryer operates in a closed circuit and optimizes its energy consumption.



Lighting

For added comfort, the inside of the drum lights up automatically when the door is opened. If necessary, you can switch it off simply by pressing a dedicated button.

FRONT LOADING TUMBLE DRYER 8KG



DFB183HW FRENCH PANEL

- 1 to 8Kg
- Heat pump
- Classe A++
- Delayed start up to 24h
- Electronic programming
- Digits display
- Complementary drying
- Remaining time display
- End of cycle buzzer
- Easy-access fluff filter
- Programmes: Memo - Jeans - Household linen - Sports - Shirts - Warm Timer - Cold Timer - Freshness - Wool - Extra dry cotton - Ready to store cotton - Ready to iron cotton - Delicates - Mixed - Extra dry synthetics - Ready to store synthetics
- Options: Delayed start - Timer - Anti-crease - Intensive
- Dimensions HxWxD (mm) : 845x595x650

Class A++

Thanks to the heat pump system, your tumble dryer operates in a closed circuit and optimizes its en-ergy consumption; in A++ class, you can save up to 60% compared to a B class appliance.

FRONT LOADING WASHER DRYER 8/6KG



WD184QWE FRENCH PANEL

- Washing capacity: 8Kg
- Drying capacity: 6Kg
- 1400 rpm/min
- Induction motor
- B class
- Digits display
- Delayed start up to 24h
- Remaining time display
- Automatic variable capacity
- 16 programmes: 20°C - Tough stains- Synthetics - Sports- Drying - Rinse / Spin -Small load - Washing + drying 60 min - Washing + drying - My cycle - Jeans - Wool - Spinning - Eco 40-60 - Cotton- Mixed load
- Options: Strong drying - Gentle drying
- Energy consumption (kWh/cycle): 55
- Noise level: 76 dB(A)
- Dimensions HxWxD (mm) : 850X595X475

The best compromise !

Washing and drying in 1 hour.

This short cycle is perfect to wash and dry 4 shirts in just 1 hour.

Induction Brushless technology

offers two advantages: less power consumption during cycles and limited noise level.

"My Cycle"

allows you to memorize characteristics of your favorite program (textile, temperature, spin-speed, options) and select it just pressing the button.





Brandt, your everyday ally

Save space with a top-opening drum

These Top 40 cm washing machines, with capacities from 6 to 8 kg, offer the very best in washing in all circumstances, with a range of innovative programmes adapted to today's lifestyles. There's a model to suit every need, with all the efficiency and functionality you'd expect from a daily wash.

New Induction motor: silence and savings combined

Equipped with a high-performance induction motor and anti-vibration side panels, energy consumption and noise levels during cycles are significantly reduced: advantages that can't be ignored!



Rapid 45 min or express 39 min: cleanliness guaranteed at 40 °C!

Brandt has developed these short programmes, combining efficiency, time-saving and low energy consumption, for washing lightly soiled loads.

Delay the start of the cycle at your convenience.

Once programmed, your washing machine will start 1 to 24 hours later at a time that suits you best.

Dark colours that stay dark

Whatever the textile, this function preserves the brightness and intensity of dark-coloured textiles wash after wash, thanks to appropriate temperature and brewing.




To take care of all your laundry!

When the highest standards are required, Brandt innovates.

The Hygiene programme is the most effective treatment available for eliminating the most common viruses and up to 99.9% of bacteria from laundry thanks to a 30-minute wash phase at a constant high temperature.

Degree of soiling: a tailor-made option

Washing time, mixing phase, temperature... each parameter of the programmed cycle adapts to the degree of soiling detected, to clean all your laundry as it should be. This option guarantees perfect results, simply by using the right amount of water and energy.



Drum clean: a healthy environment for your laundry

This self-cleaning programme sanitizes (without laundry) the entire structure of your machine (drum, **tank, pipes, seals**) by rapidly raising the temperature to 90 °C, to ensure a clean wash and pre-vent the development of unpleasant odors.



BT18038Q FRENCH PANEL

- 1 to 8kg
- 1300rpm/min
- Induction motor
- Delayed start up to 24h
- Electronic programming
- Digits display
- Automatic variable capacity
- Remaining time display
- Soft opening
- 15 programmes: 20°C - Cotton - Down jacket - Eco 40-60 - Spin drying - Flash 15min - Hygiene - Wool - Baby clothes - Mixed - Drum clean - Rapid 45min - Rinse / Spin - Sports - Synthetics
- Options: Delayed start - Pre-wash - Rinsing+
- 78 dB(A) spinning
- Dimensions HxWxD (mm) : 875x400x610

Also available with Greek control panel: **BT38048QG**



The highest hygiene standards!

This aptly named programme eliminates all major viruses and up to 99.9% of bacteria from your clothes thanks to a 30-minute washing phase at a constant temperature of over 60° C.



BT38038QN CZECH PANEL

- 1 to 8kg
- 1300rpm/min
- Induction motor
- Delayed start up to 24h
- Electronic programming
- Digits display
- Automatic variable capacity
- Remaining time display
- Soft opening
- 15 programmes: 20°C - Cotton - Down jacket - Eco 40-60 - Spin drying - Flash 15min - Hygiene - Wool - Baby clothes - Mixed - Drum clean - Rapid 45min - Rinse / Spin - Sports - Synthetics
- Options: Delayed start - Pre-wash - Rinsing+
- Dimensions HxWxD (mm) : 875x400x610

Also available with Greek control panel: **BT38038QG**



Also available with French control panel: **BT38038Q**



Induction Motor



Quiet and economical thanks to the high-performance induction motor which, combined with anti-vibration side panels, reduces energy consumption and noise levels. Two appreciable advantages!

Drum clean: a perfectly healthy environment for a more-than-perfect wash!

This self-cleaning programme sanitizes (without laundry) the entire structure of your machine (drum, tank, pipes, seals) thanks to a high temperature rise to 90 °C.

(1) Standard cycle: 8kg – cotton 60°C

**BT17028Q** FRENCH PANEL

- 1 to 7kg
- 1200rpm/min
- Induction motor
- Delayed start up to 24h
- Electronic programming
- Digits display
- Automatic variable capacity
- Remaining time display
- Soft opening
- 15 programmes: 20°C - Cotton - Down jacket - Eco 40-60 - Spin drying - Flash 15min - Hygiene - Wool - Baby clothes - Mixed - Drum clean - Rapid 45min - Rinse / Spin - Sports - Synthetics
- Options: Delayed start - Pre-wash - Rinsing+
- 78 dB(A) spinning
- Dimensions HxWxD (mm) : 875x400x610

Also available with Greek control panel: **BT17028QG**

**BT17028** FRENCH PANEL

- 1 to 7kg
- 1200rpm/min
- Delayed start up to 24h
- Electronic programming
- Digits display
- Automatic variable capacity
- Remaining time display
- Soft opening
- 15 programmes: 20°C - Cotton - Down jacket - Eco 40-60 - Spin drying - Flash 15min - Hygiene - Wool - Baby clothes - Mixed - Drum clean - Rapid 45min - Rinse / Spin - Sports - Synthetics
- Options: Delayed start - Pre-wash - Rinsing+
- 78 dB(A) spinning
- Dimensions HxWxD (mm) : 875x400x610

Also available with Greek control panel: **BT17028G**

**BT17029G** GREEK PANEL

- 1 to 7kg
- 1200rpm/min
- Delayed start up to 24h
- Electronic programming
- Digits display
- Automatic variable capacity
- Remaining time display
- Soft opening
- 15 programmes: 20°C - Cotton - Down jacket - Eco 40-60 - Spin drying - Flash 15min - Hygiene - Wool - Baby clothes - Mixed - Drum clean - Rapid 45min - Rinse / Spin - Sports - Synthetics
- Options: Delayed start - Pre-wash - Rinsing+
- 80 dB(A) spinning
- Dimensions HxWxD (mm) : 875x400x610

Rapid 45 min: efficiency and time-saving guaranteed!

For guilt-free washing at 40 °C of an average load of lightly soiled laundry.

**BT37028QN** CZECH PANEL

- 1 to 7kg
- 1200rpm/min
- Induction motor
- Delayed start up to 24h
- Electronic programming
- Digits display
- Automatic variable capacity
- Remaining time display
- Soft opening
- 15 programmes: 20°C - Cotton - Down jacket - Eco 40-60 - Spin drying - Flash 15min - Hygiene - Wool - Baby clothes - Mixed - Drum clean - Rapid 45min - Rinse / Spin - Sports - Synthetics
- Options: Delayed start - Pre-wash - Rinsing+
- 78 dB(A) spinning
- Dimensions HxWxD (mm) : 875x400x610

(1) Standard cycle: 7kg – cotton 60°C



BT16528 FRENCH PANEL

- 1 to 6.5kg
- 1200rpm/min
- Delayed start up to 24h
- Electronic programming
- Digits display
- Automatic variable capacity
- Remaining time display
- Soft opening
- 15 programmes: 20°C - Cotton - Down jacket
 - Eco 40-60 - Spin drying - Flash 15min - Hygiene
 - Wool - Baby clothes - Mixed - Drum clean
 - Rapid 45min - Rinse / Spin - Sports - Synthetics
- Options: Delayed start - Pre-wash - Rinsing+
- 80 dB(A) spinning
- Dimensions HxWxD (mm) : 875x400x610

**Delayed start function
from 1 to 24 hours**

The key to energy savings!



BT16524VE FRENCH PANEL

- 1 to 6.5kg
- 1200rpm/min
- Induction motor
- Delayed start up to 24h
- Electronic programming
- Digits display
- Automatic variable capacity
- Remaining time display
- Soft opening
- 12 programmes: 20°C - Mixed load - Shirts
 - Cotton / Towelling - Delicates / Wool - Eco 40-60
 - Spin drying - Express 39min - Express 25min - Hygiene
 - Rinse / Spin - Sports
- Options: Delayed start - My cycle - Pre-wash
 - Easy iron - Rinsing+
- 53 dB(A) washing - 76 dB(A) spinning
- Consumption⁽¹⁾: 9115 l/year
- Dimensions HxWxD (mm) : 850x400x600



BT16524G GREEK PANEL

- 1 to 6.5kg
- 1200rpm/min
- Delayed start up to 24h
- Electronic programming
- Digits display
- Automatic variable capacity
- Remaining time display
- 12 programmes: 20°C - Shirts - Cotton / Towelling
 - Delicates / Wool - Eco 40-60 - Flash 25min - Hygiene
 - Jeans - Mixed - Express 39min - Rinse / Spin - Sports
- Options: Degree of soiling - Delayed start - Pre-wash
 - Easy iron - Rinsing+ - Off-peak hours sync
- 58 dB(A) washing - 79 dB(A) spinning
- Consumption⁽¹⁾: 9680 l/year
- Dimensions HxWxD (mm) : 850x400x600

Also available with Czech control panel: **BT16524QN**
with Induction motor and soft opening



BT16524QE FRENCH PANEL

- 1 to 6.5kg
- 1200rpm/min
- Induction motor
- Delayed start up to 24h
- Electronic programming
- Digits display
- Automatic variable capacity
- Remaining time display
- Soft opening
- 12 programmes: 20°C - Mixed load - Shirts
 - Cotton / Towelling - Delicates / Wool - Eco 40-60
 - Spin drying - Express 39min - Express 25min - Hygiene
 - Rinse / Spin - Sports
- Options: Delayed start - My cycle - Pre-wash
 - Easy iron - Rinsing+
- 76 dB(A) spinning
- Dimensions HxWxD (mm) : 850x400x600

**BT16028** FRENCH PANEL

- 1 to 6kg
- 1200rpm/min
- Delayed start up to 24h
- Electronic programming
- Digits display
- Automatic variable capacity
- Remaining time display
- Soft opening
- 15 programmes: 20°C - Cotton - Down jacket
- Eco 40-60 - Spin drying - Flash 15min - Hygiene
- Wool - Baby clothes - Mixed - Drum clean
- Rapid 45min - Rinse / Spin - Sports - Synthetics
- Options: Delayed start - Pre-wash - Rinsing+
- 80 dB(A) spinning
- Dimensions HxWxD (mm) : 875x400x610

Also available with Greek control panel: **BT16028G**

**BT16024VG** GREEK PANEL

- 1 to 6kg
- 1200rpm/min
- Delayed start up to 24h
- Electronic programming
- Digits display
- Automatic variable capacity
- Remaining time display
- Soft opening
- 12 programmes: 20°C - Mixed load - Shirts - Cotton / Towelling - Delicates / Wool - Eco 40-60 - Spin drying
- Express 39min - Hygiene - Small load - Rinse / Spin - Sports
- Options: Delayed start - My cycle - Pre-wash
- Easy iron - Rinsing+
- 58 dB(A) washing - 79 dB(A) spinning
- Consumption⁽¹⁾: 9240 l/year
- Dimensions HxWxD (mm) : 850x400x600

Express 39min, Rapid 45min

No compromise on cleanliness! To wash a light or lightly soiled load without feeling guilty, Brandt has developed innovative short programmes that combine efficiency and time-saving.

**BT16024G** GREEK PANEL

- 1 to 6kg
- 1200rpm/min
- Delayed start up to 24h
- Electronic programming
- Digits display
- Automatic variable capacity
- Remaining time display
- Soft opening
- 12 programmes: 20°C - Shirts - Cotton / Towelling
- Delicates / Wool - Eco 40-60 - Flash 25min - Hygiene
- Jeans - Mixed - Express 39min - Rinse / Spin - Sports
- Options: Degree of soiling - Delayed start - Pre-wash
- Easy iron - Rinsing+ - Off-peak hours sync
- 58 dB(A) washing - 79 dB(A) spinning
- Consumption⁽¹⁾: 9240 l/year
- Dimensions HxWxD (mm) : 850x400x600

Also available with Czech control panel: **BT16024N**

**BT16024QN** CZECH PANEL

- 1 to 6kg
- 1200rpm/min
- Induction motor
- Delayed start up to 24h
- Electronic programming
- Digits display
- Automatic variable capacity
- Remaining time display
- Soft opening
- 12 programmes: 20°C - Shirts - Cotton / Towelling
- Delicates / Wool - Eco 40-60 - Flash 25min - Hygiene
- Jeans - Mixed - Express 39min - Rinse / Spin - Sports
- Options: Degree of soiling - Delayed start - Pre-wash
- Easy iron - Rinsing+ - Off-peak hours sync
- 53 dB(A) washing - 76 dB(A) spinning
- Dimensions HxWxD (mm) : 850x400x600

Degree of soiling

Each parameter adapts during the cycle to the degree of soiling detected. The guarantee of clean laundry, cleaned with the right amount of water and energy, quite simply.

**BT16019G** GREEK PANEL

- 1 to 6kg
- 1200rpm/min
- Delayed start up to 24h
- Electronic programming
- Digits display
- Automatic variable capacity
- Remaining time display
- Soft opening
- 15 programmes: 20°C - Cotton - Down jacket - Eco 40-60 - Spin drying - Flash 15min - Hygiene - Wool - Baby clothes - Mixed - Drum clean - Rapid 45min - Rinse / Spin - Sports - Synthetics
- Options: Delayed start - Pre-wash - Rinsing+
- 80 dB(A) spinning
- Dimensions HxWxD (mm) : 875x400x610

**BT16022VE** FRENCH PANEL

- 1 to 6kg
- 1200rpm/min
- Delayed start up to 12h
- Electronic programming
- Led display
- Automatic variable capacity
- Remaining time display
- 9 programmes: 20°C - Mixed load - Cotton / Towelling - Delicates / Wool - Eco 40-60 - Express 39min - Hygiene - Small load - Rinse / Spin
- Options: Delayed start - My cycle - Pre-wash - Easy iron - Rinsing+
- 58 dB(A) washing - 79 dB(A) spinning
- Consumption ⁽¹⁾: 9240 l/year
- Dimensions HxWxD (mm) : 850x400x600

Also available with Greek control panel: **BT16022VG**

**BT16022G** GREEK PANEL

- 1 to 6kg
- 1200rpm/min
- Delayed start up to 12h
- Electronic programming
- Led display
- Automatic variable capacity
- Remaining time display
- Soft opening
- 9 programmes: 20°C - Mixed load - Cotton / Towelling - Delicates / Wool - Eco 40-60 - Express 39min - Hygiene - Small load - Rinse / Spin
- Options: Delayed start - My cycle - Pre-wash - Easy iron - Rinsing+
- 58 dB(A) washing - 79 dB(A) spinning
- Consumption ⁽¹⁾: 9240 l/year
- Dimensions HxWxD (mm) : 850x400x600

Also available with Czech control panel: **BT16022N**



Programmes to suit your needs

Hygiene

This aptly named programme eliminates all major viruses and up to 99.9% of bacteria from your clothes, thanks to a 30-minute wash phase at a constant temperature of over 60° C.

Wool, Baby clothes, Sports,...

These programmes have been designed for garments clothes that require special treatment, combining washing efficiency, optimized rinsing and appropriate spinning.

Drum clean : cleaner clothes in a cleaner washing machine!

This self-cleaning programme sanitizes (without laundry) the entire structure of your machine (drum, tank, pipes, seals) thanks to a high temperature rise to 90 °C.

Soft Opening

This makes it easy to open the drum door and load or unload your laundry.



Brandt dishwashers: how could we do without them!

From the smallest compact model with 6 place-settings to 60 cm dishwashers with 15 place-settings, you're sure to find the appliance to meet all your needs. Brandt has designed them with efficiency, ease of use and everyday practicality in mind.



Smart design for optimal storage!

The adjustable lower basket provides intuitive storage for everyday dishes while the upper basket can be adjusted in height, even when loaded. A third, modular, sliding half-drawer basket allows you to optimize your loads according to your needs: finally, you can wash your champagne flutes at the same time as large dishes and saucepans!



Automatic door opening for drying*.

The drying by natural convection is perfected by a feature which automatically opens the door at the end of the cycle, reduce your energy consumption by 20%.

*depending on model



Tailor-made performance*

To reconcile efficiency and hygiene, savings and time saving, Brandt offers you:

- **AutoProgramme**, the appliance automatically recommends the best suited programme to the degree of soiling detected on your dishes.
- **Hygiene** is a new programme that works at very high temperatures to boost efficiency and eliminate 99.9% of bacteria.
 - The **Half Load** or **RapidZone** options, start your cycle without waiting for your dishwasher to be completely full. Simply load your dishes on one of the two baskets only, and select one of the "Upper basket" or "Lower basket" buttons. Save up to 35% in water and energy!
- **Delayed start function** up to 24 hours. Once programmed, your dishwasher will start at a time that suits you best. The digital display shows the remaining time before the start and end of the cycle.



vortex
WASH SYSTEM



Brandt Innovation
Optimum wash quality
without compromise

The performance of this new technology is unique. Combined with the Intensive, Auto or Glass programmes, it guarantees the highest washing efficiency, while reducing cycle time by a factor of four and saving 20% water and energy (vs. an Eco cycle). An additional arm releases high-pressure water jets from the bottom of the tank. Powerful swirls of water and detergent are diffused into every nook and cranny, reaching dishes wherever they are and removing even the most encrusted traces of food residue.



BDF534DX INOX

- 15 place-settings
- 44 dB(A)
- 3rd basket espace cutlery
- Delayed start up to 24h
- Digits display
- Remaining time display
- Drying system: Natural Convection with automatic door opening
- 8 programmes: Rapid 29min - Rapid 45min - Eco - Auto - Intensive - Hygiene - Glass - Pre-wash
- Options: Half load - Drying Plus - Boost - Express
- 3 in 1 function
- Adjustable loaded upper basket
- Adjustable lower basket
- Salt and rinsing warning lights
- Inox filter tank bottom
- Overflow+antileakage
- Water consumption (L/cycle): 10
- Dimensions HxWxD (mm) : 845x598x600

Available model in WHITE: **BDF534DW**



Half basket slides over the top basket

A smart solution for greater flexibility!



BBF42VDX INOX

- 14 place-settings
- 42 dB(A)
- Vortex
- Induction motor
- 3rd basket Small sliding basket
- Cutlery basket
- Delayed start up to 24h
- Digits display
- Remaining time display
- Drying system: Natural Convection with automatic door opening
- 8 programmes: Auto - Eco - Fairy 45min - Hygiene - Intensive - Rapid 30min - Soak - Glass - 90min
- Options: Half load - Drying Plus - Boost
- 3 in 1 function
- Adjustable loaded upper basket
- Adjustable lower basket
- Salt and rinsing warning lights
- Inox filter tank bottom
- Overflow+antileakage
- Water consumption (L/cycle): 9.8
- Dimensions HxWxD (mm) : 845x598x600

BDF424DB BLACK

- 14 place-settings
- 44 dB(A)
- Cutlery basket
- Delayed start up to 24h
- Digits display
- Remaining time display
- Drying system: Natural Convection with automatic door opening
- 8 programmes: Rapid 29 min - Rapid 45min - Eco - Auto - Intensive - Hygiene - Glass - Pre-wash
- Options: Half load - Drying Plus - Boost - Express
- 3 in 1 function
- Adjustable loaded upper basket
- Adjustable lower basket
- Salt and rinsing warning lights
- Inox filter tank bottom
- Overflow+antileakage
- Water consumption (L/cycle): 10
- Dimensions HxWxD (mm) : 845x598x600

Available models in INOX: **BDF424DX** and WHITE: **BDF424DW**





BDF424VDX INOX 

- 14 place-settings
- 44 dB(A)
- Vortex
- 3rd basket Small sliding basket
- Cutlery basket
- Delayed start up to 24h
- Digits display
- Remaining time display
- Drying system: Natural Convection with automatic door opening
- 8 programmes: Rapid 29min - Eco - Auto - Intensive - Hygiene - Glass - Prewash - Vortex wash system 60min
- Options: Half load - Drying Plus - Boost
- 3 in 1 function
- Adjustable loaded upper basket
- Adjustable lower basket
- Salt and rinsing warning lights
- Inox filter tank bottom
- Overflow+antileakage
- Water consumption (L/cycle): 10
- Dimensions HxWxD (mm) : 845x598x600

AquaSafe

Brandt has equipped all its dishwashers with anti-overflow and anti-leak safety devices for greater user safety.



BCF422DQD DARK INOX

- 14 place-settings
- 42 dB(A)
- Induction motor
- Cutlery basket
- Delayed start up to 24h
- Digits display
- Remaining time display
- Drying system: Natural Convection with automatic door opening
- 8 programmes: Rapid 29min - Rapid 45min - Eco - Auto - Intensive - Hygiene - Glass - Pre-wash
- Options: Half load - Drying Plus - Boost - Express
- 3 in 1 function
- Adjustable loaded upper basket
- Adjustable lower basket
- Salt and rinsing warning lights
- Inox filter tank bottom
- Overflow+antileakage
- Water consumption (L/cycle): 9.8
- Dimensions HxWxD (mm) : 845x598x600

Available model in INOX: **BCF422DQX**



BDFS45DS SILVER

- 14 place-settings
- 45 dB (A)
- Cutlery basket
- Delayed start up to 24h
- Digits display
- Remaining time display
- Drying system: Natural Convection with auto door opening
- 6 programmes: Rapid 30min - Soak - Eco - Super 50min - Express 14min - Intensive
- Options: Drying Plus - Hygiene Plus - Half load - Energy saving - Delayed start
- 3 in 1 function
- Adjustable loaded upper basket and lower basket
- Salt and rinsing warning lights
- Inox filter tank bottom
- Overflow+antileakage
- Water consumption (L/cycle): 9
- Dimensions HxWxD (mm) : 845x598x598

Available models in INOX: **BDFS45DX** and WHITE: **BDFS45DW**



DWF147DW WHITE

- 14 place-settings
- 47 dB(A)
- 3rd basket Small sliding basket
- Cutlery basket
- Delayed start up to 24h
- Digits display
- Remaining time display
- Drying system: Activ convection
- 6 programmes: Intensive - Eco - Glass - 90min - Rapid 30min - Tank cleaning
- Options: Half load - Drying Plus
- Adjustable loaded upper basket
- Adjustable lower basket
- Salt and rinsing warning lights
- Inox and polypropylene filter tank bottom
- Overflow+antileakage
- Water consumption (L/cycle): 10
- Dimensions HxWxD (mm) : 845x598x610

Available model in SILVER: **DWF147DS**





BDFS37ES SILVER

- 13 place-settings
- 47 dB(A)
- Cutlery basket
- Delayed start up to 24h
- Digits display and Remaining time display
- Drying system: Natural convection
- 6 programmes: Soak - Intensive - Rapid 30min - Eco - Hygiene - Super 50min
- Options: Half load - Delayed start
- 3 in 1 function
- Adjustable loaded upper basket
- Fixed lower basket
- Salt and rinsing warning lights
- Inox and polypropylene filter tank bottom
- Overflow+antileakage
- Water consumption (L/cycle): 12
- Dimensions HxWxD (mm) : 850x598x598

Available model in WHITE: [BDFS37EW](#)



BDF324DB BLACK

- 13 place-settings
- 44 dB (A)
- Cutlery basket
- Delayed start up to 24h
- Digits display and Remaining time display
- Drying system: Natural Convection with automatic door opening
- 8 programmes: Rapid 29 min - Rapid 45 min - Eco - Auto - Intensive - Hygiene - Glass - Pre-wash
- Options: Half load - Drying Plus - Boost - Express
- 3 in 1 Function
- Adjustable loaded upper basket
- Adjustable lower basket
- Salt and rinsing warning lights
- Inox and polypropylene filter tank bottom
- Overflow+antileakage
- Water consumption (l/cycle): 10
- Dimensions HxWxD (mm) : 845x598x600

Available models in INOX: [BDF324DX](#) and WHITE: [BDF324DW](#)



DWF137DS SILVER

- 13 place-settings
- 47 dB(A)
- Cutlery basket
- Delayed start up to 24h
- Digits display
- Remaining time display
- Drying system: Activ convection
- 6 programmes: Intensive - Eco - Glass - 90min - Rapid 30min - Tank cleaning
- Options: Half load - Drying Plus
- Adjustable loaded upper basket
- Adjustable lower basket
- Salt and rinsing warning lights
- Inox and polypropylene filter tank bottom
- Overflow+antileakage
- Water consumption (L/cycle): 11
- Dimensions HxWxD (mm) : 845x598x610

Available model in WHITE: [DWF137DW](#)



Optimum performance!

Hygiene is a new programme that works at very high temperatures to boost efficiency and eliminates 99.9% of bacteria.

Automatic door opening for drying

To maximize drying efficiency, it's essential that hot, humid air is evacuated from the dishwasher. That's why Brandt has come up with this new automatic door opening function at the end of the cycle. Simple but extremely useful: your appliance's running time is minimized, energy consumption reduced by 20% for optimal drying results!.





DWF128DW WHITE

- 12 place-settings
- 47 dB(A)
- Cutlery basket
- Delayed start up to 24h
- Digits display
- Remaining time display
- Drying system: Activ convection
- 6 programmes: Intensive - Eco - Glass - 90min - Rapid 30min - Tank cleaning
- Options: Half load - Drying Plus
- Fixed lower basket
- Salt and rinsing warning lights
- Inox and polypropylene filter tank bottom
- Overflow+antileakage
- Water consumption (L/cycle): 11
- Dimensions HxWxD (mm) : 845x598x610

Available model in SILVER: **DWF128DS**



DFP127ADS SILVER

- 12 place-settings
- 47 dB(A)
- Cutlery basket
- Delayed start up to 24h
- Digits display
- Remaining time display
- Drying system: Activ convection
- 6 programmes: Intensive - Eco - Glass - 60min - Rapid 30min - Universal
- Options: Half load
- Fixed lower basket
- Salt and rinsing warning lights
- Inox and polypropylene filter tank bottom
- Overflow+antileakage
- Water consumption (L/cycle): 11
- Dimensions HxWxD (mm) : 845x598x610

Available model in WHITE: **DFP127ADW**



DFP129DS SILVER

- 12 place-settings
- 49 dB(A)
- Cutlery basket
- Delayed start up to 24h
- Digits display
- Remaining time display
- Drying system: Activ convection
- 6 programmes: Intensive - Eco - Glass - 90min - Rapid 30min - Tank cleaning
- Options: Half load - Drying Plus
- Fixed lower basket
- Salt and rinsing warning lights
- Inox and polypropylene filter tank bottom
- Overflow+antileakage
- Water consumption (L/cycle): 11
- Dimensions HxWxD (mm) : 845x598x610

Available model in WHITE: **DFP129DW**



When time is of the essence, savings are just around the corner!

- **Half load option.** Don't wait for your dishwasher to be fully loaded to start your cycle and save up to 35% on water and energy!
- **Delayed start up to 24h.** Delay the start of the wash cycle at your convenience.


Adjustable upper basket in loaded

To facilitate the dishes of every day and those of the great days!

LOW POSITION



HIGH POSITION



**BDF024DB** BLACK

- 10 place-settings
- 44 dB(A)
- Cutlery basket
- Delayed start up to 24h
- Digits display and Remaining time display
- Drying system: Natural Convection with auto door opening
- 8 programmes: Rapid 29min - Rapid 45min
 - Eco - Auto - Intensive - Hygiene - Glass - Pre-wash
- Options: Half load - Drying Plus - Boost - Express
- 3 in 1 Function
- Adjustable loaded upper basket
- Adjustable lower basket
- Salt and rinsing warning lights
- Inox filter tank bottom
- Overflow+antileakage
- Water consumption (L/cycle): 8.5
- Dimensions HxWxD (mm) : 845x448x600

Available models in INOX: **BDF024DX** and WHITE: **BDF024DW**

**DFS1010B** BLACK

- 10 place-settings
- 47 dB(A)
- Cutlery basket
- Delayed start up to 24h
- Digits display and Remaining time display
- Drying system: Natural Convection with auto door opening
- 7 programmes: Intensive - Eco - Universal - Glass
 - 90min - Rapid 30min - Pre-wash
- Options: Half load - Drying Plus
- 3 in 1 Function
- Adjustable loaded upper basket
- Adjustable lower basket
- Salt and rinsing warning lights
- Inox filter tank bottom
- Overflow+antileakage
- Water consumption (L/cycle): 9
- Dimensions HxWxD (mm) : 845x448x600

Available models in INOX: **DFS1010X** and WHITE: **DFS1010W**

**DFC6519W** WHITE

- 6 place-settings
- 48 dB(A)
- Cutlery basket
- Delayed start up to 24h
- Digits display
- Remaining time display
- Drying system: Activ Convection
- 7 programmes: Intensive - Eco - Glass - 90min
 - Rapid 30min - Universal - Tank cleaning
- 3 in 1 Function
- Fixed lower basket
- Salt and rinsing warning lights
- Inox filter tank bottom
- Overflow+antileakage
- Water consumption (L/cycle): 6.5
- Dimensions HxWxD (mm) : 438x550x500

Available models in SILVER: **DFC6519S** and BLACK: **DFC6519B**



45cm of pure pleasure

These 10- and 6 place-settings dishwashers are the ideal solution for those short on space, and the perfect escape from the chore of washing up. Like the compact DFC6519W, with its reduced width and height.

3-in-1 function

When using multifunctional shelves, you can adjust the washing and drying parameters of any selected programme for optimum results.

Short programmes that shine

Get your dishes clean and dry in 30 or 45 minutes, depending on the model.



The very best in refrigeration from Brandt!

Vintage design or American version, multi-door, combined, double-door, single-door all-purpose or with 4* freezer, freezer, from XXL size to small 55 cm width,... Brandt refrigeration expresses itself through with a multitude of nuances and a strong commitment to performance, ensuring that every user can find a model suited to their space and consumption preferences.



The Electronics for perfect temperature control...

Depending on whether it is placed outside on the door or inside, the adjustment and control screen displays temperatures precisely regulated to the nearest degree.


Respecting the cold chain!

Refrigerator or Freezer booster automatically lowers the temperature to the lowest degree for faster cooling to preserve the taste of fresh produce, or to ensure fast, deep freezing of food.

The key to energy savings

Eco automatically regulates the ideal temperature in the refrigerator to save up to 20% on your standard energy consumption.

Automatic defrost puts an end to defrosting and cleaning chores. The **No Frost system** prevents the formation of frost inside the freezer, which wastes energy.



Fast No Frost: optimum preservation

This pulsed dry-cooling system is evenly distributed throughout the entire refrigerator compartment. It allows a rapid return to the correct temperature, twice as fast after the door opening, and preserves your food for up to three times longer.



A functional layout, dedicated spaces

These Brandt appliances feature a well-appointed interior with glass shelves and numerous storage balconies. Long-lasting, energy-saving LED lighting ensures optimum visibility.

- **Fresh zone.** This compartment, located in the refrigerator's coldest zone (-3°C), is ideal for pre-serving or defrosting delicate foods such as meat or fish, and even for rapidly refreshing drinks.
- **Flex Zone.** This convertible drawer lets you switch from a Fresh Zone to a warmer zone to preserve fruit and vegetables for longer.



A retro design with an assertive style

Discover these new double-door and single-door combinations. Volume and curves in Mat black, Glossy beige or Glossy red, wide chrome handles... this collection with its vintage look is an elegant addition to any contemporary space.

While their aesthetics are inspired by the 60s to delight nostalgic fans of the era and those with a passion for trendy design, their performance matches today's lifestyles and requirements in terms of preservation and freezing.

Electronics for perfect cold control

The cold is the undisputed master, revealing its advantages behind the elegant door of the refrigerator, on the temperature control screen managed with extreme precision. The Eco function enables the fridge to automatically regulate the ideal temperature, saving up to 20% on standard energy consumption.

No Frost: performance and savings combined!

There's nothing vintage about this technology (excluding single-door units), which ensures even temperature distribution inside the fridge, keeping food fresh up to three times longer. By preventing the formation of frost inside the freezer, which wastes energy, it also puts an end to cleaning chores!



New BVC8661NA combined refrigerator: Vintage style, modern performance...

Mat black becomes colour! Its chic design won't leave you speechless, and neither will its ability to ensure optimal preservation and freezing conditions for all your foodstuffs!

- Two large compartments with a total volume of 329 litres, electronically controlled for perfect cold control.
- LED lighting and a functional layout with numerous glass shelves and compartments to easily meet the needs of a large family!
- Easy to maintain and highly economical thanks to the Total No Frost System and automatic defrosting.



BVC8661NA MAT BLACK

- 329 litres
- E Class
- Total No Frost
- Internal electronics
- LED lighting
- Climatic class SN-T
- Outside handles
- Consumption: 250kW/year
- Dimensions HxWxD (mm): 1901x605x681

Refrigerator 229L

- No Frost
- Function: Eco
- 3 glass shelves
- 1 folding bottles holder under shelf
- 1 vegetable drawer
- 2 balconies
- 1 bottle balcony
- Cheese box
- 1 egg tray

Freezer 4* 100L

- No Frost
- Function: Freezer booster
- 2 drawers
- 1 shelf
- 1 ice cube tray
- Freezing capacity 8kg/24h
- Freezer autonomy 10h

Available models in GLOSSY RED: [BVC8661NR](#) and GLOSSY BEIGE: [BVC8661NV](#)



VINTAGE DOUBLE DOOR - 60CM



BVD7060NV GLOSSY BEIGE

- 309 litres
- E Class
- Total No Frost
- Internal electronics
- LED lighting
- Climatic class SN-T
- Outside handles
- Consumption: 217kW/year
- Dimensions HxWxD (mm) : 1752x605x681

Refrigerator 239L

- No Frost
- Function: Eco
- 3 glass shelves
- 1 folding bottle holder under shelf
- 1 vegetable drawer
- 2 balconies
- 1 bottle balcony
- Cheese box
- 1 egg tray

Freezer 4* 70L

- No Frost
- Function: Freezer booster
- 2 balconies
- 1 shelf
- 1 ice cube tray
- Freezing capacity 3.5kg/24h
- Freezer autonomy 8h

Available model in GLOSSY RED: **BVD7060NR**



VINTAGE SINGLE DOOR 4* - 60CM



BVL7260SR GLOSSY RED

- 315 litres
- E Class
- Static
- Internal electronics
- LED lighting
- Climatic class SN-T
- Outside handle
- Consumption: 173 kW/year
- Dimensions HxWxD (mm) : 1769x605x635

Refrigerator 284L

- 3 glass shelves
- 1 folding bottle holder under shelf
- 1 vegetable drawer
- 4 balconies
- 1 bottle balcony
- Cheese box
- 1 egg tray

Freezer 4* 31L

- Function: Freezer booster
- 1 ice cube tray
- Freezing capacity 2.6kg/24h
- Freezer autonomy 9h

4-star design

It offers ample storage space and a separate 4* compartment for freezing fresh foods and storing frozen foods for several months in optimum conditions.

Freezer Booster

Particularly useful when you're back from shopping, the Freezer Booster lowers the temperature in a very short space of time, ensuring that food freezes quickly and thoroughly.

Cheese Box

This accessory provides a dedicated space for your cheeses, ensuring perfect preservation while preventing the spread and mixing of odors within the refrigerator.



BFA1790DA DARK INOX

- 595 litres
- E Class
- Total Fast No Frost
- Digital display
- LED lighting
- Climatic class SN-ST
- Integrated handles
- Consumption: 340kW/year
- Dimensions HxWxD (mm) : 1770x900x730

Refrigerator 370L

- Fast No Frost
- Functions: Refrigerator booster, Eco, Holidays
- Water dispenser
- Fresh zone
- 2 glass shelves
- 1 bottle holder
- 2 vegetable drawers
- 2 balconnies
- 2 bottle balconnies
- 1 egg tray

Freezer 4* 225L

- Fast No Frost
- Function: Freezer booster
- 3 drawers
- 4 balconnies
- 2 shelves
- 1 twist ice
- Freezing capacity 15kg/24h
- Freezer autonomy 10h



XXL models in American style or multi-doors

- Two exceptional and distinct spaces, perfectly arranged and efficient.
- **Electronic management** for better cold control
- **Total No Frost and Fast No Frost** to preserve the freshness and nutritional qualities of your food for longer.
- **Water dispenser** on the front and ice maker « Twist Ice » equipped with ice cube storage reservoir.



BFM1990NX INOX

- 522 litres
- E Class
- Total Fast No Frost
- LCD display in front
- LED lighting
- Climatic class SN-T
- Integrated handles
- Consumption: 319kW/year
- Dimensions HxWxD (mm) : 1900x909x690

Refrigerator 343L

- Fast No Frost
- Functions: Eco, Holidays, Child lock
- Flexi zone
- Fresh zone
- 2 glass shelves
- 1 bottle holder
- 2 vegetable drawers
- 4 balconnies
- 2 bottle balconnies
- 1 egg tray

Freezer 4* 179L

- Fast No Frost
- Function: Freezer booster
- 4 drawers
- 2 shelves
- 1 twist ice
- Freezing capacity 13kg/24h
- Freezer autonomy 11h



BFM870NX INOX

- 421 litres
- E Class
- Total Fast No Frost
- LCD display in front
- LED lighting
- Climatic class SN-T
- Integrated handles
- Consumption: 280 kW/year
- Dimensions HxWxD (mm) : 1900x909x690

Refrigerator 343L

- Fast No Frost
- Functions: Refrigerator booster, Eco, Holidays
- Fresh zone
- 2 glass shelves
- 1 bottle holder
- 1 vegetable drawer
- 4 balconnies
- 2 bottle balconnies
- 1 egg tray

Freezer 4* 179L

- Fast No Frost
- Function: Freezer booster
- 4 drawers
- 1 twist ice
- Freezing capacity 10kg/24h
- Freezer autonomy 16h

FRIDGE FREEZER XXL - 70CM



BFC8570NA DARK INOX

- 442 litres
- E Class
- Total No Frost
- LCD display in front
- LED lighting
- Climatic class SN-T
- Integrated handles
- Consumption: 254kW/year
- Dimensions HxWxD (mm) : 1855x703x703

Refrigerator 327L

- No Frost
- Function: Eco
- 3 glass shelves
- 1 folding bottle holder under shelf
- 1 vegetable drawer
- 2 multifunctional drawers
- 1 balcony
- 1 bottle balcony
- 2 1/2 balconies
- 1 egg tray

Freezer 4* 115L

- No Frost
- 3 drawers
- 1 ice cube tray
- Freezing capacity 5.5kg/24h
- Freezer autonomy 12h

Available model in INOX: **BFC8570NX**



The ultimate family combi!

Thanks to its XXL width, it perfectly meets the needs of the whole family, and its storage capacity and Total No Frost system mean less frequent shopping.

FRIDGE FREEZER - 60CM



BFC2069NX INOX

- 378 litres
- C Class
- Total No Frost
- LCD display in front
- LED lighting
- Climatic class SN-T
- Integrated handles
- Consumption: 177kW/year
- Dimensions HxWxD (mm) : 2010x595x678

Refrigerator 256L

- No Frost
- Functions: Refrigerator booster, Holidays
- 4 glass shelves
- 1 vegetable drawer
- 2 drawers
- 2 balconies
- 1 bottle balcony
- 1 egg tray

Freezer 4* 122L

- No Frost
- Function: Freezer booster
- 3 drawers
- 1 ice cube tray
- Freezing capacity 7.5kg/24h
- Freezer autonomy 15h



Available model in INOX:
BFC2060NX

BFC2060NW WHITE

- 356 litres
- E Class
- Total No Frost
- LCD display in front
- LED lighting
- Climatic class SN-T
- Integrated handles
- Consumption: 243kW/year
- Dimensions HxWxD (mm) : 2000x645x704

Refrigerator 260L

- No Frost
- Functions: Refrigerator booster, Eco, Holidays
- 3 glass shelves
- 1 vegetable drawer
- 1 balcony
- 1 bottle balcony
- 2 1/2 balconies
- 1 egg tray

Freezer 4* 96L

- No Frost
- Function: Freezer booster
- 3 drawers
- 1 ice cube tray
- Freezing capacity 6kg/24h
- Freezer autonomy 7h



Available model in INOX:
BFC2065NX



BFC2065NA DARK INOX

- 347 litres
- E Class
- Total Fast No Frost
- LCD display in front
- LED lighting
- Climatic class SN-T
- Integrated handles
- Consumption: 254kW/year
- Dimensions HxWxD (mm) : 1950x600x685

Refrigerator 243L

- Fast No Frost
- Functions: Eco, Holidays
- Flexi zone
- 3 glass shelves
- 1 bottle holder
- 1 vegetable drawer
- 2 balconnies
- 1 bottle balcony
- 1 ^{1/2} balcony
- 1 egg tray

Freezer 4* 104L

- Fast No Frost
- Function: Freezer booster
- 4 drawers
- 2 shelves
- 1 twist ice
- Freezing capacity 6kg/24h
- Freezer autonomy 11h



BFC9560EX INOX

- 347 litres
- E Class
- Total Fast No Frost
- Internal electronics
- LED lighting
- Climatic class SN-T
- Integrated handles
- Consumption: 254kW/year
- Dimensions HxWxD (mm) : 1950x600x685

Refrigerator 243L

- Fast No Frost
- Fresh zone
- 3 glass shelves
- 1 vegetable drawer
- 2 balconnies
- 1 bottle balcony
- 1 ^{1/2} balcony
- 1 egg tray

Freezer 4* 104L

- Fast No Frost
- Function: Freezer booster
- 3 drawers
- 1 ice cube tray
- Freezing capacity 6kg/24h
- Freezer autonomy 11h



Available model in WHITE:
BFC2062NW



BFC2602NX INOX

- 330 litres
- E Class
- Total No Frost
- LCD display in front
- LED lighting
- Climatic class ST
- Integrated handles
- Consumption: 231kW/year
- Dimensions HxWxD (mm) : 2010x595x635

Refrigerator 327L

- No Frost
- Function: Refrigerator booster
- 3 glass shelves
- 1 vegetable drawer
- 1 balcony
- 1 bottle balcony
- 4 ^{1/2} balconnies
- 1 egg tray

Freezer 4* 83L

- No Frost
- 3 drawers
- 1 ice cube tray
- Freezing capacity 3.9kg/24h
- Freezer autonomy 9h

Designed to preserve your food

The ingenious features and layouts of these food-care appliances ensure optimum conditions for all your foodstuffs, while making your life easier!

• Fast No Frost technology

This pulsed dry-cooling system featured on the BFC2065NA and BFC9560EX models is evenly distributed throughout the refrigerator compartment. It returns to the right temperature twice as quickly after opening the door, preserves your food up to three times longer and puts an end to the chore of defrosting.

• Refrigerator and freezer boosters

Once activated, these functions lower the interior temperature in no time at all, to help maintain the cold chain.

• Fresh Zone

Located in the coldest zone of the refrigerator (model BFC9560EX), this drawer enables delicate foods such as meat or fish to be stored or even defrost-ed at an ideal temperature.

• Flexi Zone

Thanks to this convertible drawer, the BFC2065NA adapts to your needs: switch from a Fresh Zone to a tempered zone to keep your vegetables and early produce fresh longer!

FRIDGE FREEZER - 60CM



Available model in INOX:
BFC8566NX



Available model in WHITE:
BFC8562NW



BFC8566NW WHITE

- 329 litres
- E Class
- Total Fast No Frost
- Internal electronics
- LED lighting
- Climatic class SN-T
- Integrated handles
- Consumption: 254kW/year
- Dimensions HxWxD (mm) : 1860x595x650

Refrigerator 229L

- Fast No Frost
- Function: Eco
- Fresh zone
- 2 glass shelves
- 1 vegetable drawer
- 2 balconnies
- 1 bottle balcony
- 1 egg tray

Freezer 4* 100L

- Fast No Frost
- Function: Freezer booster
- 3 drawers
- 2 shelves
- 1 ice cube tray
- Freezing capacity 8kg/24h
- Freezer autonomy 10h

BFC8562NX INOX

- 327 litres
- E Class
- Total Fast No Frost
- Internal electronics
- LED lighting
- Climatic class SN-ST
- Integrated handles
- Consumption: 250kW/year
- Dimensions HxWxD (mm) : 1850x600x685

Refrigerator 221L

- Fast No Frost
- 3 glass shelves
- 1 vegetable drawer
- 2 balconnies
- 1 bottle balcony
- 1 egg tray

Freezer 4* 106L

- Fast No Frost
- Function: Freezer booster
- 3 drawers
- 1 ice cube tray
- Freezing capacity 5kg/24h
- Freezer autonomy 11h

FRIDGE FREEZER - 60CM



Available model in INOX:
BFC8659NX



BFC8630NX INOX

- 323 litres
- E Class
- Total Fast No Frost
- LCD display in front
- LED lighting
- Climatic class SN-ST
- Integrated handles
- Consumption: 249kW/year
- Dimensions HxWxD (mm) : 1931x640x715

Refrigerator 219L

- Fast No Frost
- Function: Eco
- Flexi zone
- 2 glass shelves
- 1 bottle holder
- 1 vegetable drawer
- 1 balcony
- 1 bottle balcony
- 1 1/2 balcony
- 1 egg tray

Freezer 4* 104L

- Fast No Frost
- Function: Freezer booster
- 3 drawers
- 1 twist ice
- Freezing capacity 6.4kg/24h
- Freezer autonomy 11h

BFC8659NW WHITE

- 295 litres
- E Class
- Total Fast No Frost
- Internal electronics
- LED lighting
- Climatic class SN-T
- Integrated handles
- Consumption: 238kW/year
- Dimensions HxWxD (mm) : 1860x595x600

Refrigerator 207L

- Fast No Frost
- Function: Eco
- 3 glass shelves
- 1 vegetable drawer
- 2 balconnies
- 1 bottle balcony
- 1 egg tray

Freezer 4* 88L

- Fast No Frost
- Function: Freezer booster
- 3 drawers
- 1 ice cube tray
- Freezing capacity 5kg/24h
- Freezer autonomy 10h

FRIDGE FREEZER - 60CM



BFC8600EX INOX

- 293 litres
- E Class
- Total Fast No Frost
- Internal electronics
- LED lighting
- Climatic class ST
- Integrated handles
- Consumption: 233kW/year
- Dimensions HxWxD (mm) : 1858x600x600

Refrigerator 210L

- Fast No Frost
- 3 glass shelves
- 1 vegetable drawer
- 2 balconies
- 1 bottle balcony
- 1 egg tray

Freezer 4* 83L

- Fast No Frost
- 2 drawers
- 1 shelf
- 1 ice cube tray
- Freezing capacity 3.8kg/24h
- Freezer autonomy 8h

Available model in WHITE: **BFC8600EW**



All the efficiency of Fast No Frost!

This pulsed dry-cooling system is evenly distributed throughout each compartment.

Inside the fridge, it returns to the ideal temperature twice as fast after opening the door, and preserves food up to three times longer.

It prevents the formation of frost inside the freezer, a cause of energy loss.

FRIDGE FREEZER - 55CM



BFC8055NW WHITE

- 253 litres
- E Class
- Total No Frost
- Internal electronics
- LED lighting
- Climatic class ST
- Integrated handles
- Consumption: 220kW/year
- Dimensions HxWxD (mm) : 1800x540x600

Refrigerator 182L

- No Frost
- Function: Refrigerator booster
- 3 glass shelves
- 1 vegetable drawer
- 2 balconies
- 1 bottle balcony
- 1 egg tray

Freezer 4* 71L

- No Frost
- 3 drawers
- 1 ice cube tray
- Freezing capacity 3.2kg/24h
- Freezer autonomy 7h

Available model in INOX:
BFC8055NX



High storage capacity in a small width

If you're short of space in your kitchen but need both a refrigerator and a freezer with drawers, and both No Frost, then this 55 cm-wide combi unit is for you!

**BC8027EW** WHITE

- 262 litres
- E Class
- Static
- Internal electronics
- LED lighting
- Climatic class ST
- Integrated handles
- Consumption: 220kW/year
- Dimensions HxWxD (mm) : 1800x550x560

Refrigerator 191L

- No Frost
- 3 glass shelves
- 1 vegetable drawer
- 2 balconies
- 1 bottle balcony
- 1 egg tray

Freezer 4* 71L

- 3 drawers
- 1 ice cube tray
- Freezing capacity 3.2kg/24h
- Freezer autonomy 12h

A bright, functional layout

These combined refrigerators are easy to live with, thanks to their meticulous interior design featuring easy-to-maintain sliding Securit glass shelves, numerous compartments on the counter-door, a removable bottle holder, etc., and LED lighting for optimum visibility whatever the level of storage inside the refrigerator, etc.



Available model in INOX:
BC8027EX

**BC8027EXD** INOX

- 262 litres
- E Class
- Static
- Internal electronics
- LED lighting
- Climatic class ST
- Integrated handles
- Consumption: 220kW/year
- Dimensions HxWxD (mm) : 1800x550x560

Refrigerator 191L

- No Frost
- Water dispenser
- 3 glass shelves
- 1 vegetable drawer
- 2 balconies
- 1 bottle balcony
- 1 egg tray

Freezer 4* 71L

- 3 drawers
- 1 ice cube tray
- Freezing capacity 3.2kg/24h
- Freezer autonomy 12h

Water dispenser

This BC8027EXD small-width combined refrigerator is distinguished by its functional design: its front water dispenser makes fresh water available at any time of day.

Available model in WHITE:
BC8027EWD



DOUBLE DOOR - 80CM



BFD8580NX INOX

- 528 litres
- E Class
- Total Fast No Frost
- LCD display in front
- LED lighting
- Climatic class T
- Integrated handles
- Consumption: 271 kW/year
- Dimensions HxWxD (mm) : 1835x790x710

Refrigerator 411 l

- Fast No Frost
- Function: Refrigerator booster
- Fresh zone
- 2 glass shelves
- 1 bottle holder
- 1 vegetable drawer
- 2 balconnies
- 1 bottle balcony
- 1 egg tray

Freezer 4* 117 l

- Fast No Frost
- 2 balconnies
- 1 shelf
- 1 twist ice
- Freezing capacity 5.4 kg/24h
- Freezer autonomy 13h



The ultimate family refrigerator!

Its generous 80 cm width perfectly meets the needs of the whole family, and a generous storage capacity of over **520 litres**.

Thanks to the **Total Fast No Frost** system, food stays fresh in your fridge up to three times longer. As for the freezer, no more frost formation and no more cleaning chores. Defrosting is automatic!

Thanks to its front-mounted **control screen and electronic temperature management**, this new double-door offers intelligent features to boost performance and maintain the cold chain.

DOUBLE DOOR - 70CM



BFD7870NX INOX

- 415 litres
- E Class
- Total Fast No Frost
- LCD display in front
- LED lighting
- Climatic class T
- Integrated handles
- Consumption: 244 kW/year
- Dimensions HxWxD (mm) : 1780x741x715

Refrigerator 321 l

- Fast No Frost
- Function: Refrigerator booster
- Fresh zone
- 2 glass shelves
- 1 bottle holder
- 1 vegetable drawer
- 2 balconnies
- 1 bottle balcony
- 1 egg tray

Freezer 4* 94 l

- Fast No Frost
- 2 balconnies
- 1 shelf
- 1 twist ice
- Freezing capacity 4.4 kg/24h
- Freezer autonomy 14h



Design and performance!

Also available in a 70 cm wide version, this Total Fast No Frost double-door is highly efficient and generous in the way it stores and freezes over 400 litres of food. Ideal for eliminating the need to shop every 2 days!

Front LCD display

Temperature control and savings: everything stays under control without having to open the fridge door regularly.

DOUBLE DOOR - 60 & 55CM



BFD7611EW WHITE

- 304 litres
- E Class
- Static
- LED lighting
- Climatic class ST
- Integrated handles
- Consumption: 213 kW/year
- Dimensions HxWxD (mm) : 1720x600x605

Refrigerator 229 l

- 3 glass shelves
- 1 vegetable drawer
- 2 balconnies
- 1 balcony with lid
- 1 bottle balcony
- 1 egg tray

Freezer 4* 75 l

- 1 shelf
- 1 ice cube tray
- Freezing capacity 3.4 kg/24h
- Freezer autonomy 20h



BFD6650NX INOX

- 248 litres
- E Class
- Total No Frost
- LED lighting
- Climatic class T
- Integrated handles
- Consumption: 199 kW/year
- Dimensions HxWxD (mm) : 1665x545x595

Refrigerator 194 l

- No Frost
- Fresh zone
- 2 glass shelves
- 1 bottle holder
- 1 vegetable drawer
- 3 balconnies
- 1 bottle balcony
- 1 egg tray

Freezer 4* 54 l

- No Frost
- 2 balconnies
- 1 shelf
- 1 twist ice
- Freezing capacity 2.5 kg/24h
- Freezer autonomy 11h

Available model in WHITE:
BFD6650NW



DOUBLE DOOR - 55 CM



BFD6521EW WHITE

- 248 litres
- E Class
- Static
- LED lighting
- Climatic class ST
- Integrated handles
- Consumption: 187 kW/year
- Dimensions HxWxD (mm) : 1655x550x580

Refrigerator 198 l

- 3 glass shelves
- 1 vegetable drawer
- 2 balconnies
- 1 balcony with lid
- 1 bottle balcony
- 1 egg tray

Freezer 4* 50 l

- 1 shelf
- 1 ice cube tray
- Freezing capacity 2.5 kg/24h
- Freezer autonomy 17h

55cm: the big solution
for small spaces

If you want a perfectly arranged refrigerator space topped by an independent freezer, then this 55 cm wide double-door model is for you!

4* to freezer space!

It allows you to freeze your fresh foods (up to 3.4 kg / 24h) and store frozen foods for several months, in optimal conditions.

Ingenious Twist Ice

The BFD6650NX offers a simple and practical accessory for making and storing ice cubes! Simply remove it from its easily accessible holder and pour in water to make your ice cubes.



Available model in INOX:
BFD4522EX



BFD4522EW WHITE

- 206 litres
- E Class
- Static
- LED lighting
- Climatic class ST
- Integrated handles
- Consumption: 172 kW/year
- Dimensions HxWxD (mm) : 1430x545x555

Refrigerator 169 l

- 3 glass shelves
- 1 vegetable drawer
- 1 balcony
- 1 balcony with lid
- 1 bottle balcony
- 1 egg tray

Freezer 4* 37 l

- 1 shelf
- 1 ice cube tray
- Freezing capacity 2.4 kg/24h
- Freezer autonomy 13h

Meticulous design
and interior layout

Elegant, pure lines, white or stainless steel doors, integrated handles... their exterior aesthetics go hand in hand with the bright, functional layout featuring numerous shelves and balconies to equip the two compartments.

Thanks to their reversible doors, they offer the perfect solution for adapting the appliance to the layout constraints of the room.



BFD4255NX INOX

- 197 litres
- E Class
- Total No Frost
- LED lighting
- Climatic class ST
- Integrated handles
- Consumption: 199 kW/year
- Dimensions HxWxD (mm) : 1426x545x555

Refrigerator 145 l

- No Frost
- Function: Refrigerator booster
- 1 glass shelves
- 1 vegetable drawer
- 1 balcony
- 1 bottle balcony
- 1 egg tray

Freezer 4* 52 l

- No Frost
- Function: Freezer booster
- 2 balconies
- 1 shelf
- 1 ice cube tray
- Freezing capacity 2.4 kg/24h
- Freezer autonomy 11h

Nearly 200 litres
Total No Frost!

This pulsed dry-cooling system is evenly distributed throughout the entire refrigerator compartment.

It returns to the right temperature twice as quickly after opening the door, and preserves food up to three times longer.

It prevents the formation of frost inside the freezer, which wastes energy.

Refrigerator
or Freezer boosters

Two well-designed functions to lower the temperature in no time, so you can maintain the cold chain for your fresh foods and freeze large cuts of meat faster.

LARDER SINGLE DOOR - 60CM



Available model in
WHITE: **BFL862YNW**
and INOX: **BFL862YNX**



Available model in
INOX: **BFL862ONX** and
DARK INOX **BFL862ONA**:



BFL862YNA DARK INOX

- 359 litres
- E Class
- Fast No Frost
- LCD display in front
- LED lighting
- Climatic class SN-T
- Outside handle
- Consumption: 118 kW/year
- Dimensions HxWxD (mm) : 1850x600x700
- Functions: Refrigerator booster, Holidays
- Fresh zone
- 3 glass shelves
- 1 bottle holder
- 2 vegetable drawers
- 2 balconnies
- 2 bottle balconnies
- 1 egg tray

BFL862ONW WHITE

- 359 litres
- E Class
- Fast No Frost
- LCD display in front
- LED lighting
- Climatic class SN-T
- Outside handle
- Consumption: 118 kW/year
- Dimensions HxWxD (mm) : 1850x600x700
- Functions: Refrigerator booster, Holidays
- Fresh zone
- 3 glass shelves
- 1 bottle holder
- 2 vegetable drawers
- 2 balconnies
- 2 bottle balconnies
- 1 egg tray

LARDER SINGLE DOOR - 60CM



BFL7610EW WHITE

- 331 litres
- E Class
- Static
- LCD display in front
- LED lighting
- Climatic class ST
- Outside handle
- Consumption: 114 kW/year
- Dimensions HxWxD (mm) : 1715x600x590
- 5 glass shelves
- 1 vegetable drawer
- 4 balconnies
- 1 bottle balcony
- 1 egg tray



The ultimate single door!

If you already have an independent freezer, whether in an upright or chest version, these Larder Single-door Fast No Frost refrigerators offer over 330 litres of capacity to preserve your food longer, in optimal conditions.

Careful interior design includes high-resistance Securit glass shelves, sliding for easy storage and maintenance, numerous storage balconnies, a removable bottle rack, etc.

The BFL862YNA and BFL862ONW models feature a Fresh Zone drawer for storing delicate foods such as meat or fish at the ideal temperature.



BFL4250EW WHITE

- 242 litres
- E Class
- Static
- LED lighting
- Climatic class ST
- Outside handle
- Consumption: 104 kW/year
- Dimensions HxWxD (mm) : 1426x544x556
- 4 glass shelves
- 1 vegetable drawer
- 2 balconies
- 1 balcony with lid
- 1 bottle balcony
- 1 egg tray



Led lighting

It offers optimum visibility whatever the level of storage inside the fridge, and is more durable and economical than conventional lighting.



BFS2254EW WHITE

- 190 litres
- E Class
- Static
- Internal electronics
- LED lighting
- Climatic class ST
- Outside handle
- Consumption: 143 kW/year
- Dimensions HxWxD (mm) : 1235x550x570

Refrigerator 176 l

- Functions: Refrigerator booster, SMART function
- 3 glass shelves
- 1 vegetable drawer
- 1 under-shelf drawer
- 1 balcony
- 1 balcony with lid
- 1 bottle balcony
- 1 egg tray

Freezer 4* 14 l

- 1 ice cube tray
- Freezing capacity 2 kg/24h
- Freezer autonomy 6.5h



4* freezer space

If you need two small, independent freezer compartments, then this model is ideal. Its freezer compartment lets you freeze your fresh food and store frozen foods for several months in optimal conditions.



BST551ESW WHITE

- 109 litres
- E Class
- Static
- LED lighting
- Climatic class ST
- Integrated handle
- Consumption: 139 kW/year
- Dimensions HxWxD (mm) : 850x550x580

Refrigerator 95 l

- 1 glass shelf
- 1 vegetable drawer
- 2 balconnies
- 1 bottle balcony
- 1 egg tray

Freezer 4* 14 l

- 1 ice cube tray
- Freezing capacity 2.4 kg/24h
- Freezer autonomy 10h



BST504ESW WHITE

- 102 litres
- E Class
- Static
- LED lighting
- Climatic class ST
- Integrated handle
- Consumption: 139 kW/year
- Dimensions HxWxD (mm) : 840x500x560

Refrigerator 88 l

- 1 glass shelf
- 1 vegetable drawer
- 2 balconnies
- 1 bottle balcony
- 1 egg tray

Freezer 4* 14 l

- 1 ice cube tray
- Freezing capacity 2.4 kg/24h
- Freezer autonomy 7h

Climatic class

Brandt refrigerators are designed to work in a optimal way according the room temperature, which can reach until 43°C.



| Climatic class | Room temperature |
|----------------|------------------|
| SN | +10°C to 32°C |
| N | +16°C to 32°C |
| ST | +18°C to 38°C |
| T | +18°C to 43°C |
| SN-ST | +10°C to 38°C |
| SN-T | +10°C to 43°C |



BLT5510EW WHITE

- 127 litres
- E Class
- Static
- LED lighting
- Climatic class ST
- Integrated handle
- Consumption: 90 kW/year
- Dimensions HxWxD (mm) : 850x550x580
- 2 glass shelves
- 1 vegetable drawer
- 2 balconnies
- 1 bottle balcony
- 1 egg tray

Specially designed to fit under a worktop, in your kitchen or office!

Ideally designed to fit into any space, choose one of these small refrigerators, with or without freezer compartment, so you'll never be caught unprepared.

The tabletop BLT5510EW keeps food, fruits, and early produce in optimum condition, and ensures that cold drinks are available at all times.

The BST551ESW and BST504ESW models are distinguished by their 4* freezer compartment for freezing or storing frozen foods.

Performance and functionality!

Available in 70 cm or 60 cm widths, these upright freezers are ideal for storing all your food in optimal conditions:

- **Electronic temperature** control with LCD display on front panel.
- **No Frost system** to prevent the formation of frost, a source of energy loss.
- **Automatic defrost** to put an end to the chore of cleaning.
- Functional layout featuring numerous trays and drawers with a **high-freezing capacity of 8 to 12 kg** in 24 hours.

Ingenious features to suit your needs

- **Flex function (BFU971YNX)**
The temperature of this compartment can be adjusted from -24 °C to 5 °C. This means you can use it as a refrigerator or freezer compartment, depending on your needs.
- **Eco Function (BFU862YNA)**
Automatically regulates the ideal freezer temperature to save up to 20% on your standard energy consumption.



BFU971YNX INOX

- 380 litres
- E Class
- No Frost
- LCD display
- Climate class SN-T
- Consumption: 282kWh/year
- Dimensions (H x W x D cm): 1855X710X710
- Functions: Booster freezer, Flex function
- Visual and sound temperature alarms
- Open door alarm
- 3 drawers
- 5 balconnies
- 6 shelves
- Freezer autonomy 12 h
- Freezing capacity 17.2 kg/24h

Available model in WHITE: **BFU971YNW**



BFU862YNA DARK INOX

- 274 litres
- E Class
- No Frost
- Climate class SN-T
- Consumption: 246kWh/year
- Dimensions (H x W x D cm): 1850X600X600
- Functions: Booster freezer, Eco
- Visual and sound temperature alarms
- Open door alarm
- 4 drawers
- 2 balconnies
- 3 shelves
- Twist ice
- Freezer autonomy 9 h
- Freezing capacity 17 kg/24h

Available model in WHITE: **BFU862YNW** and INOX: **BFU862YNX**



BFU8631NW WHITE

- 273 litres
- E Class
- No Frost
- Climate class SN-T
- Consumption: 245kWh/year
- Dimensions (H x W x D cm) : 1850X595X595
- Function: Booster freezer
- 5 drawers
- 2 balconnies
- 3 shelves
- Twist ice
- Freezer autonomy 8 h
- Freezing capacity 12.4 kg/24h

Available model in INOX: **BFU8631NX**





BFU8620NA DARK INOX


- 274 litres
- E Class
- No Frost
- Climate class SN-T
- Consumption: 246kWh/year
- Dimensions (H x W x D cm): 1850X600X600
- Functions: Booster freezer, Eco
- Visual and sound temperature alarms
- Open door alarm
- 3 drawers
- 2 balconies
- 3 shelves
- Twist ice
- Freezer autonomy 9 h
- Freezing capacity 17 kg/24h

Available models
in WHITE: **BFU8620NW**
and INOX: **BFU8620NX**



BFU7610EW WHITE

- 242 litres
- E Class
- Static
- Climate class ST
- Consumption: 214kWh/year
- Dimensions (H x W x D cm): 1700X595X595
- Functions: Booster freezer, Eco
- 7 drawers
- 2 balconies
- Freezer autonomy 15 h
- Freezing capacity 11 kg/24h



BFU6855NW WHITE

- 204 litres
- E Class
- No Frost
- Climate class T
- Consumption: 222kWh/year
- Dimensions (H x W x D cm): 1710X540X540
- Functions: Booster freezer
- Sound temperature alarm
- 4 drawers
- Ice cube tray
- Freezer autonomy 10 h
- Freezing capacity 13 kg/24h



Safety measures to protect your food.

A visual and audible temperature alarm on the BFU8620NA freezer alerts you when the appliance detects an anomaly.

A beep sounds if the door is left open for too long, which could lead to a change in ambient temperature.

In the event of a power cut, don't worry. The freezer has an autonomy of almost 10 hours to preserve your food.

Ingenious Twist Ice

The BFU8620NA offers a simple and practical accessory for making and storing ice cubes! Simply remove the Twist Ice from its easily accessible holder and pour in water to make your ice cubes.



BFU4521EW WHITE

- 155 litres
- E Class
- No Frost
- Climate class T
- Consumption: 205kWh/year
- Dimensions (H x W x D cm) : 1434X550X550
- Function: Booster freezer
- Sound temperature alarm
- Open door alarm
- 4 drawers
- 1 shelf
- Freezer autonomy 9.8 h
- Freezing capacity 8 kg/24h

**Freezer Booster:
to maintain the cold chain!**

Particularly useful when you're back from shopping, this function lowers the freezer temperature in a very short space of time, ensuring that food freezes quickly and thoroughly.

**No Frost. Dry cold ideally
distributed.**

No more chore of defrosting and cleaning. The No Frost system prevents energy-wasting frost from forming inside the freezer.

Climate class ST or T

Rely on the climate class to find out whether your appliance will be able to operate in optimal conditions, depending on the region or country in which you live: ST for ambient temperatures between 16° and 38 °C, T between 16° and 43 °C.



BFU4251EW WHITE

- 168 litres
- E Class
- Static
- Climate class ST
- Consumption: 190kWh/year
- Dimensions (H x W x D cm): 1425X545X545
- 5 drawers
- Freezer autonomy 16.5 h
- Freezing capacity 7.8 kg/24h

Side-by-side installation

If you're short of space in your kitchen or want to combine this freezer with the **Brandt BFL4250EW refrigerator** in a side-by-side installation, then this 55 cm-wide model is for you!

Thanks to its **reversible door**, it's the perfect solution for adapting to room layout constraints or to the door opening of your side-by-side refrigerator.



TOP FREEZER - 55CM



BFT525EW WHITE


- 91 litres
- E Class
- Static
- Climate class ST
- Consumption: 166kWh/year
- Dimensions (H x W x D cm): 850X550X550
- 4 drawers
- 1 shelf
- Freezer autonomy 12 h
- Freezing capacity 4.4 kg/24h

The solution for the smallest space

Adopt this freezer Ideally designed to fit into any small space. It features :

- a thermostat on the front panel for easy temperature control without having to open the door;
- transparent drawers for perfect viewing of stored food;
- reversible doors for easy adaptation to your room configuration.

CHEST FREEZERS



BFK381ESW WHITE

- 371 Litres
- E Class
- Static
- Climate class SN-T
- Consumption: 254kWh/year
- Dimensions (H x W x D cm) : 850X1300X705
- Functions: Booster freezer, flex function
- 1 drawer
- Freezer autonomy 36 h
- Freezing capacity 18 kg/24h

Freezers with a lot of storage space!

These models offer the largest capacity and highest freezing power in the Brandt range. Ideal for storing and freezing large quantities of food.



BFK301ESW WHITE

- 308 Litres
- E Class
- Static
- Climate class SN-T
- Consumption: 235kWh/year
- Dimensions (H x W x D cm) : 850X1120X700
- Functions: Booster freezer, flex function
- Option switch
- 1 drawer
- Freezer autonomy 36 h
- Freezing capacity 16 kg/24h

CHEST FREEZERS



BFK251ESW WHITE

- 246 Litres
- E Class
- Static
- LED display
- Climate class SN-T
- Consumption: 215kWh/year
- Dimensions (H x W x D cm) : 845x954x616
- Functions: Booster freezer, flex function
- Option switch
- 1 drawer
- Freezer autonomy 24 h
- Freezing capacity 14 kg/24h

CHEST FREEZERS



BFK201ESW WHITE

- 198 Litres
- E Class
- Static
- Climate class SN-T
- Consumption: 200kWh/year
- Dimensions (H x W x D cm) : 845x905x545
- Functions: Booster freezer, flex function
- Option switch
- 1 drawer
- Freezer autonomy 22 h
- Freezing capacity 12 kg/24h

A freezer under control

The LED control panel gives you easy access to the various functions and settings.

- With **Flex function**, you can use your appliance as a refrigerator or freezer. Modulate the temperature to suit your needs and the nature of your food. In refrigeration mode, the setting range is between 2° and 6°C, in freezer mode between -14° and -25 °C. A system for locking and unlocking these controls activates automatically.
- A **Freezer booster** mode lets you lower the temperature of the freezer when you return from shopping, for example, to ensure that food freezes quickly and thoroughly. This mode will automatically deactivate after 52 hours and return to the initial set temperature.

Safe door system

A sliding glass door system allows you to see the contents of your deep-freeze stocks without losing cold.

Climate class SN-T

Thanks to the extended tropical climate class, your device can operate in environments between +10° and 43 °C.

The best performance on the market!

| Class | Ambient temperature |
|-------|----------------------------------------------------------------------------------------------------------|
| SN | This refrigeration appliance is intended for use at ambient temperatures between 10 °C and 32°C. |
| SN-ST | This refrigeration appliance is intended for use at ambient temperatures between 10 °C and 38 °C. |
| SN-T | This refrigeration appliance is intended for use at ambient temperatures between 10 °C and 43 °C. |
| N | This refrigeration appliance is intended for use at ambient temperatures between 16°C and 32°C. |
| ST | This refrigeration appliance is intended for use at ambient temperatures between 16°C and 38 °C. |
| T | This refrigeration appliance is intended for use at ambient temperatures between 16°C and 43 °C. |

CHEST FREEZERS



BFK151ESW WHITE

- 142 Litres
- E Class
- Static
- Climate class SN-T
- Consumption: 182kWh/year
- Dimensions (H x W x D cm) : 845X705X545
- Functions: Booster freezer, flex function
- Option switch
- 1 drawer
- Freezer autonomy 20 h
- Freezing capacity 9 kg/24h



BFK101EBW WHITE

- 98 Litres
- E Class
- Static
- Climate class SN-T
- Consumption: 168kWh/year
- Dimensions (H x W x D cm) : 845X545X545
- Functions: Booster freezer, flex function
- Option switch
- 1 drawer
- Freezer autonomy 13 h
- Freezing capacity 8 kg/24h

CHEST FREEZERS



BFK099EBW WHITE

- 99 Litres
- E Class
- Static
- Climate class SN-T
- Consumption: 169kWh/year
- Dimensions (H x W x D cm) : 850X545X495
- Functions: Booster freezer, flex function
- Visual temperature alarm
- Option switch
- 1 drawer
- Freezer autonomy 17 h
- Freezing capacity 4.5 kg/24h

The Option switch

This function adapts to your storage needs, allowing you to transform your freezer space into a refrigerator.

Ideal as a back-up freezer

If you don't like to be caught unprepared, the **BFK099EBW** is a small 100-litre freezer that will easily fit into your garage or balcony, to complement your kitchen fridge-freezer.

Respecting the cold chain


The **Freeze booster function**, activated when you return from shopping for example, guarantees rapid deep-freezing for large cuts of meat.

The BFK099EBW model features a **visual temperature alarm** that goes off when the appliance detects an anomaly.



Brandt comes to your table!

Brandt presents its new wine cellars, offering you the pleasure of serving and sharing one of your best bottles, albeit in moderation, at your table with family and friends. The contemporary design of these wine cellars combines performance features that enable you to store and enjoy your wines at the ideal temperature.



To preserve every great vintage in optimum conditions

These wine cellars are particularly distinguished by their compartment fitted with wooden shelves for storing up to 105 bottles, depending on the model, and inside which the appropriate temperature is electronically managed and controlled for greater precision; LED lighting provides perfect visibility for identifying each bottle stored.



A great deal of attention has been paid to their technological design:

- **Anti-UV glass holder** that filters out the ultraviolet rays that can cause irreversible oxidation of the tannins.
- **Anti-vibration system.** The motor mounted on a Silent Bloc protects the wine from any vibrations that could alter its appearance and taste when the deposit is mixed.
- **Temperature alarm.** When the temperature in the cellar does not match the selected temperature, or if the difference is plus or minus 5 degrees, an alarm sounds to let you know.





BFW105GB BLACK

- Up to 105 bottles
- Glass door treated anti-UV
- Anti-vibration system
- Electronic temperature management
- Temperature alarm
- Wood shelves
- Temperature display
- Inside lighting
- Dimensions HxWxD (mm): 1285x480x575

Technological design

This 201-litres wine cellar can hold up to 105 bottles. Tinted glass and LED lighting ensure perfect visibility of your bottles, while protecting them from direct light and UV rays.

Its anti-vibration system, a guarantee of greater silence, protects your wine and enables it to mature in optimal conditions.



BFW56GB BLACK

- Up to 56 bottles
- Glass door treated anti-UV
- Anti-vibration system
- Electronic temperature management
- Temperature alarm
- Wood shelves
- Temperature display
- Inside lighting
- Dimensions HxWxD (mm): 855x480x575

Enhance your wine tasting experience!

The wine you serve will be at a precise serving temperature, pre-set by the electronic display between 5° and 20 °C.



BFW31FB BLACK

- Up to 31 bottles
- Anti-vibration system
- Electronic temperature management
- Temperature alarm
- Wood shelves
- Temperature display
- Inside lighting
- Dimensions HxWxD (mm): 870x480x430

FRONT-LOADING WASHING MACHINES

| REFERENCES | | | | | | |
|-----------------------------------------------------------------------------------|---------------|---------------|----------------|---------------|---------------|---------------|
| Black/ Czech panel | | | | | WFB106QDS | |
| Dark inox/French panel | | | | | | |
| White/French panel | WFB218QW | WFB124QW | | WFB306QAW | | WFB104QW |
| White/Greek panel | | | WFB126QWG | | WFB106QWG | |
| GENERAL FEATURES | | | | | | |
| Capacity (kg) | 18 | 12 | 12 | 10 | 10 | 10 |
| Drum volume (L) | 127.4 | 76 | 76 | 70 | 70 | 70 |
| Maximum spin speed (rpm) | 1000 | 1400 | 1400 | 1500 | 1500 | 1500 |
| Energy efficiency class | D | B | B | A | B | B |
| Energy consumption (kWh/cycle) | 2.2 | | | | | |
| Water consumption per cycle on Eco 40-60 program (L/Cycle) | 64 | 55 | 57 | 52 | 52 | 52 |
| Annual energy consumption (kWh/100 cycles) | | | | | | |
| Programme duration in cotton 60°C full load | 0.5 | 0.5 | 0.5 | 0.5 | 0.5 | 0.5 |
| Weighted power consumption of the off-mode and left-on mode (W) | 0 | 1.0 | 1.0 | 1.0 | 1.0 | 1.0 |
| Spin noise level dB(A) | 80 | 78 | 80 | 80 | 80 | 77 |
| ADDITIONAL FEATURES | | | | | | |
| Delayed start | 24 | 24 | 24 | 24 | 24 | 24 |
| Automatic variable capacity | Yes | Yes | Yes | Yes | Yes | Yes |
| Variable thermostat from 0 to 90°C | Yes | Yes | Yes | Yes | Yes | Yes |
| PROGRAMMES | | | | | | |
| Washing programme number | 12 | 16 | 14 | 14 | 14 | 16 |
| Cotton | Yes | Yes | Yes | Yes | Yes | Yes |
| Shirts | - | - | Yes | - | Yes | - |
| Intensive | Yes | Yes | - | - | - | Yes |
| Wool / Delicate | No / Yes | Yes / No | No / Yes | Yes / No | No / Yes | Yes / No |
| 20°C | Yes | Yes | Yes | Yes | Yes | Yes |
| Machine clean | - | - | - | Yes | - | - |
| Mixed | - | - | - | Yes | - | - |
| Memo | - | - | - | Yes | - | - |
| Sport | - | Yes | - | - | - | Yes |
| Hygiene | - | Yes | Yes | Yes | Yes | Yes |
| Bedding | - | - | - | - | - | - |
| Flash 15 min / 39min / 45min / 60min | - | 15min | 39min | 15min | 39min | 15 & 45min |
| Eco 40-60 | Yes | Yes | Yes | Yes | Yes | Yes |
| Down jacket | - | Yes | - | - | - | Yes |
| Baby clothes | Yes | Yes | Yes | Yes | Yes | Yes |
| Drum clean | Yes | Yes | Yes | Yes | Yes | Yes |
| Rinse / Spin | Yes / Yes | Yes / Yes | No / Yes | Yes / Yes | Yes / Yes | Yes / Yes |
| Synthetics | Yes | Yes | Yes | Yes | Yes | Yes |
| Easy-jet | - | Yes | - | - | - | Yes |
| Antibacterial 59 min | - | - | Yes | - | Yes | - |
| Autodose | - | - | - | - | - | - |
| Rinse | Yes | Yes | - | Yes | Yes | Yes |
| Spin | Yes | Yes | Yes | Yes | Yes | Yes |
| Sheets and towels | - | - | Yes | - | Yes | - |
| OPTIONS | | | | | | |
| Soiling level | Yes | Yes | Yes | | Yes | Yes |
| Prewash | Yes | Yes | Yes | Yes | Yes | Yes |
| Rinsing+ | Yes | Yes | Yes | Yes | Yes | Yes |
| Steam | Yes | | Yes | Yes | Yes | |
| Add laundry | | Yes | | | | Yes |
| Silent wash | | | Yes | Yes | Yes | |
| USER COMFORT | | | | | | |
| Electronic type | Digits | Digits | Digits | Digits | Digits | Digits |
| Remaining time / Display progress of cycle | Yes / Digits | Yes / Digits | Yes / Digits | Yes / Digits | Yes / Digits | Yes / Digits |
| 3 product dispensers | Yes | Yes | Yes | Yes | Yes | Yes |
| Tub / drum material: Polypropylene / Stainless steel | Yes | Yes | Yes | Yes | Yes | Yes |
| Adjustable feet | Yes | Yes | Yes | Yes | Yes | Yes |
| SAFETY FEATURES | | | | | | |
| Anti-overflow + Child safety+ Balance control system + Detergent anti-leak safety | Yes | Yes | Yes | Yes | Yes | Yes |
| INSTALLATION | | | | | | |
| Total power (W) | 2100 | 2300 | 2000 | 2000 | 2000 | 2300 |
| Voltage (V)/ Frequency (Hz) /Fuse (A) | 220-240/50/10 | 220-240/50/10 | 220-240/50/ 10 | 220-240/50/10 | 220-240/50/10 | 220-240/50/10 |
| Length of power supply cord (cm) | 150 | 150 | 150 | 150 | 150 | 150 |
| DIMENSIONS- WEIGHT | | | | | | |
| Unboxed product HxWxD (mm) | 1011X686X869 | 850X595X595 | 850X595X595 | 850X595X565 | 850X595X565 | 850X595X565 |
| Packed product HxWxD (mm) | 1100X760X920 | 880X730X680 | 880X730X680 | 875X680X695 | 875X680X660 | 875X680X660 |
| Net weight (kg)/Gross weight (kg) | 98/109 | 73/76 | 73/78 | 72/76 | 72/76 | 72/76 |
| EAN CODE | | | | | | |
| Black/ Czech panel | | | | | 3660767990593 | |
| Dark inox/French panel | | | | | | |
| White/French panel | 3660767985797 | 3660767979208 | | 3660767990371 | | 3660767979215 |
| White/Greek panel | | | 3660767982826 | | 3660767982802 | |

FRONT-LOADING WASHING MACHINES

| REFERENCES | | | | | | | |
|-----------------------------------------------------------------------------------|----------------|---------------|---------------|---------------|----------------|---------------|-------------------|
| White/French panel | WFB103QW | WFB394QW | | WFB194QW | WFB193QW | WFB191QW | WFB394QWE |
| White/Greek panel | | | WFB196QWG | WFB194QWG | | | |
| GENERAL FEATURES | | | | | | | |
| Capacity (kg) | 10 | 9 | 9 | 9 | 9 | 9 | 9 |
| Drum volume (L) | 70 | 56.2 | 56.2 | 56.2 | 56.2 | 56 | 56 |
| Maximum spin speed (rpm) | 1500 | 1400 | 1400 | 1400 | 1400 | 1400 | 1400 |
| Energy efficiency class | B | A | B | B | B | A | A |
| Energy consumption (kWh/cycle) | 0.593 | 0.494 | 0.57 | 0.57 | 0.57 | 0.494 | 0.452 |
| Water consumption per cycle on Eco 40-60 program (L/Cycle) | 52 | 50 | 50 | 49 | 49 | 50 | 50 |
| Annual energy consumption (kWh/100 cycles) | 60 | 49 | 57 | 57 | 57 | 49 | 49 |
| Programme duration in cotton 60°C full load | 0.5 | 0.5 | 0.5 | 0.5 | 0.5 | 0.5 | 0.5 |
| Weighted power consumption of the off-mode and left-on mode (W) | 1.0 | 1.0 | 1 | 1 | 1.0 | 1.0 | 1.0 |
| Spin noise level dB(A) | 80 | 72 | 76 | 76 | 76 | 76 | 72 |
| ADDITIONAL FEATURES | | | | | | | |
| Delayed start | 24 | 24 | 24 | 24 | 24 | 24 | 24 |
| Automatic variable capacity | Yes | Yes | Yes | Yes | Yes | Yes | Yes |
| Variable thermostat from 0 to 90°C | Yes | Yes | Yes | Yes | Yes | Yes | Yes |
| PROGRAMMES | | | | | | | |
| Washing programme number | 16 | 16 | 14 | 16 | 16 | 15 | 15 |
| Cotton | Yes | Yes | Yes | Yes | Yes | Yes | Yes |
| Shirts | - | - | Yes | - | - | - | - |
| Intensive | - | Yes | - | Yes | Yes | - | - |
| Wool / Delicate | Yes / Yes | Yes / No | - | Yes / No | Yes / Yes | Yes / No | Yes |
| 20°C | Yes | Yes | Yes | Yes | Yes | Yes | Yes |
| Machine clean | - | - | - | - | - | - | - |
| Mixed | - | - | - | - | - | Yes | Yes |
| Memo | Yes | - | - | - | Yes | - | - |
| Sport | Yes | Yes | - | Yes | Yes | Yes | Yes |
| Hygiene | Yes | Yes | Yes | Yes | Yes | - | - |
| Bedding | - | - | - | - | - | Yes | Yes |
| Flash 15 min / 39min / 45min / 60min | 15, 45 & 60min | 15 & 45min | 39min | 15 & 45min | 15, 45 & 60min | 15 & 60min | 15 & 45min |
| Eco 40-60 | Yes | Yes | Yes | Yes | Yes | Yes | Yes |
| Down jacket | - | Yes | - | Yes | - | - | - |
| Baby clothes | - | Yes | Yes | Yes | - | Yes | Yes |
| Jeans | | | | | | Yes | Yes |
| Drum clean | - | Yes | Yes | Yes | - | - | - |
| Rinse / Spin | Yes / Yes | Yes / No | Yes / Yes | Yes / Yes | Yes / Yes | Yes / No | Yes / No |
| Synthetics | Yes | Yes | Yes | Yes | Yes | Yes | Yes |
| Easy-jet | - | Yes | - | Yes | - | - | - |
| Antibacterial 59 min | - | - | Yes | - | - | Yes | Yes |
| Autodose | - | - | - | - | - | - | - |
| Rinse&Spin | Yes | Yes | - | Yes | Yes | Yes | Yes |
| Sheets and towels | - | - | Yes | - | Yes | - | - |
| OPTIONS | | | | | | | |
| Drum clean | - | - | - | - | - | Yes | Yes |
| Soiling level | - | Yes | Yes | Yes | - | - | - |
| Prewash | Yes | Yes | Yes | Yes | Yes | Yes | Yes |
| Rinsing+ | Yes | Yes | Yes | Yes | Yes | Yes | Yes |
| Steam | - | - | - | - | - | - | - |
| Add laundry | - | Yes | - | Yes | - | - | - |
| Silent wash | - | - | Yes | - | - | - | - |
| USER COMFORT | | | | | | | |
| Electronic type | Digits | Digits | Digits | Digits | Digits | Digits | Digits |
| Remaining time / Display progress of cycle | Yes / Digits | Yes / Digits | Yes / Digits | Yes / Digits | Yes / Digits | Yes / Digits | Yes / Digits |
| 3 product dispensers | Yes | Yes | Yes | Yes | Yes | Yes | Yes |
| Tub / drum material: Polypropylene / Stainless steel | Yes | Yes | Yes | Yes | Yes | Yes | Yes |
| Adjustable feet | Yes | Yes | Yes | Yes | Yes | Yes | Yes |
| SAFETY FEATURES | | | | | | | |
| Anti-overflow + Child safety+ Balance control system + Detergent anti-leak safety | Yes | Yes | Yes | Yes | Yes | Yes | Yes |
| INSTALLATION | | | | | | | |
| Total power (W) | 2000 | 2000 | 2000 | 2000 | 2000 | 1950 | 1950 |
| Voltage (V)/ Frequency (Hz) /Fuse (A) | 220-240/50/10 | 220-240/50/10 | 220-240/50/10 | 220-240/50/10 | 220-240/50/10 | 220-240/50/10 | 220-240/50/10 |
| Length of power supply cord (cm) | 150 | 150 | 150 | 150 | 150 | 150 | 150 |
| DIMENSIONS- WEIGHT | | | | | | | |
| Unboxed product HxWxD (mm) | 850X595X565 | 850X595X495 | 875X680X660 | 875X680X660 | 850X595X565 | 885X650X575 | 850X595X495 |
| Packed product HxWxD (mm) | 875X680X695 | 885X730X680 | 875X680X660 | 875X680X660 | 875X680X660 | 885X650X575 | 885X650X575 |
| Net weight (kg)/Gross weight (kg) | 70/75 | 61/65 | 71/74 | 71/76 | 71/76 | 61/65 | 61/65 |
| EAN CODE | | | | | | | |
| White/French panel | 3660767979185 | 3660767990425 | | 3660767979222 | 3660767979116 | 3660767992665 | 3 660 767 997 998 |
| White/Greek panel | | | 3660767982789 | 3660767981805 | | | |

FRONT-LOADING WASHING MACHINES

| REFERENCES | | | | | | |
|-----------------------------------------------------------------------------------|---------------|---------------|----------------|---------------|---------------|---------------|
| Black/ French panel | | | WFB283QN | | | |
| Dark inox/French panel | | | WFB283QDS | | | |
| White/French panel | WFB386QW | WFB384QW | | WFB186QW | | WFB184QW |
| White/Greek panel | | | | | WFB185WG | |
| GENERAL FEATURES | | | | | | |
| Capacity (kg) | 8 | 8 | 8 | 8 | 8 | 8 |
| Drum volume (L) | 52.7 | 53.6 | 53.6 | 53.6 | 51 | 53.6 |
| Maximum spin speed (rpm) | 1400 | 1400 | 1400 | 1400 | 1400 | 1400 |
| Energy efficiency class | A | A | B | B | D | B |
| Energy consumption (kWh/cycle) | 0.472 | 0.472 | 0.545 | 0.545 | 0.724 | 0.545 |
| Water consumption per cycle on Eco 40-60 program (L/Cycle) | 48 | 48 | 46 | 48 | 48 | 48 |
| Annual energy consumption (kWh/100 cycles) | 47 | 47 | 55 | 55 | 73 | 55 |
| Programme duration in cotton 60°C full load | 0.5 | 0.5 | 0.5 | 0.5 | 0.5 | 0.5 |
| Weighted power consumption of the off-mode and left-on mode (W) | 1.0 | 1.0 | 0 | 0 | 1.0 | 1 |
| Spin noise level dB(A) | 72 | 72 | 76 | 76 | 78 | 76 |
| ADDITIONAL FEATURES | | | | | | |
| Delayed start | 24 | 24 | 24 | 24 | 23 | 24 |
| Automatic variable capacity | Yes | Yes | Yes | Yes | Yes | Yes |
| Variable thermostat from 0 to 90°C | Yes | Yes | Yes | Yes | Yes | Yes |
| PROGRAMMES | | | | | | |
| Washing programme number | 14 | 16 | 16 | 14 | 15 | 16 |
| Cotton | Yes | Yes | Yes | Yes | Yes | Yes |
| Shirts | - | - | - | Yes | - | - |
| Intensive | - | Yes | Yes | - | Yes | Yes |
| Wool / Delicate | Yes / No | Yes / No | Yes / Yes | No / Yes | Yes / No | Yes / No |
| 20°C | Yes | Yes | Yes | Yes | Yes | Yes |
| Machine clean | Yes | - | - | - | - | - |
| Mixed | Yes | - | - | - | Yes | - |
| Memo | Yes | - | Yes | - | - | - |
| Sport | - | Yes | Yes | - | - | Yes |
| Hygiene | Yes | Yes | Yes | Yes | Yes | Yes |
| Bedding / Sheets and towels | Yes / Yes | - | - | No / Yes | - | - |
| Flash 15 min / 39min / 45min / 60min | 15min | 15min | 15, 45 & 60min | 39min | 15 & 60min | 15 & 45min |
| Eco 40-60 | Yes | Yes | Yes | Yes | Yes | Yes |
| Down jacket | - | Yes | - | - | - | Yes |
| Baby clothes | Yes | Yes | - | Yes | - | Yes |
| Drum clean | Yes | Yes | - | Yes | - | Yes |
| Rinse / Spin | Yes / No | Yes / Yes | Yes / Yes | Yes / Yes | No / No | Yes / Yes |
| Synthetics | Yes | Yes | Yes | Yes | Yes | Yes |
| Easy-jet | - | Yes | - | - | - | Yes |
| Antibacterial 59 min | - | - | - | Yes | - | - |
| Autodose | - | - | - | - | - | - |
| Rinse | Yes | Yes | - | Yes | Yes | Yes |
| Spin | Yes | Yes | Yes | Yes | Yes | Yes |
| Synthetics | Yes | Yes | Yes | Yes | Yes | Yes |
| Sheets and towels | - | - | Yes | - | Yes | - |
| Easy-jet | - | Yes | - | - | - | Yes |
| Antibacterial 59min | - | - | Yes | - | - | - |
| OPTIONS | | | | | | |
| Soiling level | Yes | Yes | - | Yes | - | Yes |
| Prewash | Yes | Yes | Yes | Yes | - | Yes |
| Rinsing+ | Yes | Yes | Yes | Yes | - | Yes |
| Steam | Yes | - | - | Yes | - | - |
| Add laundry | - | Yes | - | - | - | Yes |
| Silent wash | Yes | | - | Yes | - | |
| USER COMFORT | | | | | | |
| Electronic type | Digits | Digits | Digits | Digits | Digits | Digits |
| Remaining time / Display progress of cycle | Yes / Digits | Yes / Digits | Yes / Digits | Yes / Digits | Yes / Digits | Yes / Digits |
| 3 product dispensers | Yes | Yes | Yes | Yes | Yes | Yes |
| Tub / drum material: Polypropylene / Stainless steel | Yes | Yes | Yes | Yes | Yes | Yes |
| Adjustable feet | Yes | Yes | Yes | Yes | Yes | Yes |
| SAFETY FEATURES | | | | | | |
| Anti-overflow + Child safety+ Balance control system + Detergent anti-leak safety | Yes | Yes | Yes | Yes | Yes | Yes |
| INSTALLATION | | | | | | |
| Total power (W) | 1950 | 2000 | 2000 | 2000 | 2100 | 2000 |
| Voltage (V)/ Frequency (Hz) /Fuse (A) | 220-240/50/10 | 220-240/50/10 | 220-240/50/10 | 220-240/50/10 | 220-240/50/10 | 220-240/50/10 |
| Length of power supply cord (cm) | 150 | 150 | 150 | 150 | 150 | 150 |
| DIMENSIONS- WEIGHT | | | | | | |
| Unboxed product HxWxD (mm) | 850X595X470 | 850X595X470 | 850X595X565 | 850X595X565 | 875X680X660 | 881X641X577 |
| Packed product HxWxD (mm) | 885X650X555 | 885X650X555 | 875X680X660 | 875X680X660 | 881X641X577 | 875X655X500 |
| Net weight (kg)/Gross weight (kg) | 66/70 | 60/63 | 68/72 | 66/70 | 64/65 | 68/72 |
| EAN CODE | | | | | | |
| Black/ French panel | | | 3660767986220 | | | |
| Dark inox/French panel | | | 3660767986237 | | | |
| White/French panel | 3660767990388 | 3660767990432 | | 3660767982734 | | 3660767979246 |
| White/Greek panel | | | | | 3660767988965 | |

FRONT-LOADING WASHING MACHINES

| REFERENCES | | | | | | | |
|-----------------------------------------------------------------------------------|----------------|---------------|-------------------|---------------|---------------|---------------|----------------|
| White/French panel | WFB183QW | WFB181QW | WFB184QWE | WFB174QW | WFB173QW | WFB171QW | WFB173QWE |
| White/Greek panel | | WFB181QWG | | | | WFB171QWG | |
| GENERAL FEATURES | | | | | | | |
| Capacity (kg) | 8 | 8 | 8 | 7 | 7 | 7 | 7 |
| Drum volume (L) | 53.6 | 64 | 64 | 45.5 | 45.5 | 45 | 45 |
| Maximum spin speed (rpm) | 1400 | 1400 | 1400 | 1400 | 1400 | 1200 | 1200 |
| Energy efficiency class | B | A | A | B | B | A | A |
| Energy consumption (kWh/cycle) | 0.545 | 0.472 | 0.472 | 0.516 | 0.516 | 0.444 | 0.444 |
| Water consumption per cycle on Eco 40-60 program (L/Cycle) | 46 | 48 | 48 | 45 | 45 | 45 | 45 |
| Annual energy consumption (kWh/100 cycles) | 55 | 47 | 47 | 52 | 52 | 44 | 44 |
| Programme duration in cotton 60°C full load | 0.5 | 0.5 | 0.5 | 0.5 | 0.5 | 0.5 | 0.5 |
| Weighted power consumption of the off-mode and left-on mode (W) | 1.0 | 1.0 | 1.0 | 4.0 | 1.0 | 1.0 | 1.0 |
| Spin noise level dB(A) | 76 | 76 | 76 | 76 | 76 | 76 | 76 |
| ADDITIONAL FEATURES | | | | | | | |
| Delayed start | 24 | 24 | 24 | 24 | 24 | 24 | 24 |
| Automatic variable capacity | Yes | Yes | Yes | Yes | Yes | Yes | Yes |
| Variable thermostat from 0 to 90°C | Yes | Yes | Yes | Yes | Yes | Yes | Yes |
| PROGRAMMES | | | | | | | |
| Washing programme number | 16 | 15 | 15 | 16 | 16 | 15 | 15 |
| Cotton | Yes | Yes | Yes | Yes | Yes | Yes | Yes |
| Shirts | - | - | - | - | - | - | - |
| Intensive | Yes | - | - | Yes | Yes | Yes | - |
| Wool / Delicate | Yes / Yes | Yes / No | Yes / No | Yes / No | Yes / Yes | Yes / No | Yes / No |
| 20°C | Yes | Yes | Yes | Yes | Yes | Yes | Yes |
| Machine clean | - | - | - | - | - | - | - |
| Mixed | - | Yes | Yes | - | - | Yes | Yes |
| Memo | Yes | - | - | - | Yes | - | - |
| Sport | Yes | Yes | Yes | Yes | - | Yes | Yes |
| Hygiene | Yes | - | - | Yes | Yes | - | - |
| Bedding | - | Yes | Yes | - | - | - | Yes |
| Flash 15 min / 39min / 45min / 60min | 15, 45 & 60min | 15 & 45min | 15 & 45min | 15 & 45min | 15.45 & 60min | 15 & 60min | 15 & 45min |
| Eco 40-60 | - | Yes | Yes | Yes | Yes | Yes | Yes |
| Down jacket | - | - | - | Yes | Yes | - | - |
| Baby clothes | - | Yes | Yes | Yes | Yes | Yes | Yes |
| Jeans | - | - | Yes | - | - | - | Yes |
| Drum clean | - | - | - | Yes | - | - | - |
| Rinse / Spin | No / Yes | No / Yes | No / Yes | No / Yes | No / Yes | No / Yes | No / Yes |
| Synthetics | Yes | Yes | Yes | Yes | Yes | Yes | Yes |
| Easy-jet | - | - | - | Yes | Yes | - | - |
| Antibacterial 59 min | - | Yes | Yes | - | - | Yes | Yes |
| Autodose | - | - | - | - | - | - | - |
| Rinse & Spin | Yes | Yes | Yes | Yes | Yes | Yes | Yes |
| Sheets and towels | - | - | - | - | - | Yes | - |
| OPTIONS | | | | | | | |
| Drum clean | - | Yes | Yes | - | - | Yes | Yes |
| Soiling level | - | - | - | Yes | - | - | - |
| Prewash | Yes | Yes | Yes | Yes | Yes | Yes | Yes |
| Rinsing+ | Yes | Yes | Yes | Yes | Yes | Yes | Yes |
| Steam | - | - | - | - | - | - | - |
| Add laundry | - | - | - | Yes | - | - | - |
| Silent wash | - | - | - | - | - | - | - |
| USER COMFORT | | | | | | | |
| Electronic type | Digits | Digits | Digits | Digits | Digits | Digits | Digits |
| Remaining time / Display progress of cycle | Yes / Digits | Yes / Digits | Yes / Digits | Yes / Digits | Yes / Digits | Yes / Digits | Yes / Digits |
| 3 product dispensers | Yes | Yes | Yes | Yes | Yes | Yes | Yes |
| Tub / drum material: Polypropylene / Stainless steel | Yes | Yes | Yes | Yes | Yes | Yes | Yes |
| Adjustable feet | Yes | Yes | Yes | Yes | Yes | Yes | Yes |
| SAFETY FEATURES | | | | | | | |
| Anti-overflow + Child safety+ Balance control system + Detergent anti-leak safety | Yes | Yes | Yes | Yes | Yes | Yes | Yes |
| INSTALLATION | | | | | | | |
| Total power (W) | 2000 | 1950 | 1950 | 2000 | 2000 | 1950 | 1950 |
| Voltage (V)/ Frequency (Hz) /Fuse (A) | 220-240/50/10 | 220-240/50/10 | 220-240/50/10 | 220-240/50/10 | 220-240/50/10 | 220-240/50/10 | 220-240/50/10 |
| Length of power supply cord (cm) | 150 | 150 | 150 | 150 | 150 | 150 | 150 |
| DIMENSIONS- WEIGHT | | | | | | | |
| Unboxed product HxWxD (mm) | 850X595X565 | 850X595X475 | 850X595X475 | 850X595X495 | 850X595X495 | 850X595X400 | 850X595X400 |
| Packed product HxWxD (mm) | 875X680X660 | 885X650X555 | 885X655X555 | 885X650X575 | 885X650X575 | 885X655X500 | 885X655X500 |
| Net weight (kg)/Gross weight (kg) | 68/72 | 60/63 | 60/63 | 61/65 | 60/63 | 55/58 | 55/58 |
| EAN CODE | | | | | | | |
| White/French panel | 3660767979130 | 3660767992658 | 3 660 767 997 981 | 3660767979239 | 3660767979123 | 3660767992641 | 366076799797 4 |
| White/Greek panel | | 3660767992719 | | | | 3660767992702 | |

FRONT-LOADING TUMBLE DRYERS & WASHER DRYER

| REFERENCES | | DRYERS | | |
|-------------------------------------------------|--|-----------------|-------------------|-----------------|
| White/French panel | | DFB106HW | WFB106QWE | DFB183HW |
| GENERAL FEATURES | | | | |
| Drying capacity (kg) | | 10 | 10 | 8 |
| Type of drying | | Heat pump | Heat pump | Heat pump |
| Drum volume (L) | | 125 | 125 | 125 |
| Material drum | | Stainless steel | Stainless steel | Stainless steel |
| Energy efficiency class | | A+++ | A+++ | A++ |
| Annual energy consumption (kWh/year) | | 211 | 211 | 235 |
| Power consumption at full load (kWh) | | 1.76 | 1.76 | 1.96 |
| Power consumption in half-load (kWh) | | 0.93 | 0.93 | 1.05 |
| Power consumption in off/Standby mode (kWh) | | 0.46 | 0.46 | 0.48 |
| Duration of a full load / half load cycle (min) | | 187/107 | 1.76 | 175/95 |
| Weighted duration of the program (min) | | 141 | 141 | 129 |
| Condensing efficiency class | | B | B | B |
| Noise level dB(A) | | 66 | 66 | 69 |
| FEATURES | | | | |
| Delayed start | | 12 | 12 | 24 |
| Programmation | | Electronic | | Electronic |
| Alternating rotation | | Yes | | Yes |
| Drying time selection | | Automatic | | Automatic |
| PROGRAMMES | | | | |
| Washing programme number | | 14 | 14 | 16 |
| Cotton | | - | - | |
| Wool | | Yes | Yes | Yes |
| Mixed | | Yes | Yes | Yes |
| Memo | | Yes | Yes | Yes |
| Sports | | Yes | Yes | Yes |
| Shirts | | Yes | Yes | Yes |
| Jeans | | - | - | Yes |
| Bedding | | Yes | Yes | Yes |
| Delicate | | - | - | Yes |
| Baby clothes | | Yes | Yes | |
| Timer | | Yes | Yes | - |
| Warmer timer | | - | - | Yes |
| Cold timer | | - | - | Yes |
| Freshness | | Yes | Yes | Yes |
| Cupboard dry synthetics | | Yes | Yes | Yes |
| Cupboard dry cotton | | Yes | Yes | Yes |
| Ready to iron cotton | | Yes | Yes | Yes |
| Extra dry synthetics | | Yes | Yes | Yes |
| Extra dry cotton | | Yes | Yes | Yes |
| OPTIONS | | | | |
| Light | | Yes | Yes | |
| Drying level | | Yes | Yes | |
| Child lock | | Yes | Yes | |
| Timer | | - | - | Yes |
| Delayed start | | Yes | Yes | Yes |
| Anti crease | | Yes | Yes | Yes |
| Buzzer | | Yes | Yes | |
| Hygiene | | Yes | Yes | |
| Silence dry | | Yes | Yes | |
| Intensive | | | | Yes |
| USER COMFORT | | | | |
| Electronic type | | Digits | Digits | Digits |
| Remaining time | | Yes / - | Yes / - | Yes / - |
| Tub / Drum material | | Stainless steel | Stainless steel | Stainless steel |
| Adjustable feet | | Yes | Yes | Yes |
| SAFETY FEATURES | | | | |
| Child safety | | Yes | Yes | Yes |
| INSTALLATION | | | | |
| Total power (W) | | 750 | 750 | 800 |
| Voltage (V)/ Frequency (Hz) /Fuse (A) | | 220-240/50/3,5 | 220-240/50/3,5 | 220-240/50/4,5 |
| Length of power supply cord (cm) | | 150 | 150 | 150 |
| DIMENSIONS- WEIGHT | | | | |
| Unboxed product HxWxD (mm) | | 845X595X640 | 845X595X640 | 845X595X650 |
| Packed product HxWxD (mm) | | 885X685X695 | 885X685X695 | 885X685X695 |
| Net weight (kg)/Gross weight (kg) | | 53 / 57 | 53 / 57 | 49 / 52 |
| EAN CODE | | | | |
| White/French panel | | 3660767986152 | 3 660 767 998 667 | 3660767982895 |

| REFERENCES | | WASHER DRYER | |
|-----------------------------------------------------------------|--|--------------------------------------------------|--|
| White/French panel | | WD184QWE | |
| GENERAL FEATURES | | | |
| Capacity (kg) | | Washing capacity : 8 kg Drying capacity : 6kg | |
| Drum volume (L) | | 52.7 | |
| Maximum spin speed (rpm) | | 1400 | |
| Energy efficiency class | | B | |
| Energy consumption (kWh/cycle) | | 55 | |
| Water consumption per cycle on Eco 40-60 program (L/Cycle) | | 48 | |
| Annual energy consumption (kWh/100 cycles) | | 55 | |
| Weighted power consumption of the off-mode and left-on mode (W) | | 0.545 | |
| Full-load consumption (kWh/cycle) | | 0.871 | |
| Washing noise level dB(A) | | 76 | |
| ADDITIONAL FEATURES | | | |
| Delayed start | | 24 | |
| Automatic variable capacity | | Yes | |
| Variable thermostat from 0 to 90°C | | Yes | |
| PROGRAMMES | | | |
| Washing programme number | | 16 | |
| Washing + drying | | 60 min | |
| Cotton | | Yes | |
| Synthetics | | Yes | |
| Mixed load | | Yes | |
| Washing + drying | | Yes | |
| Drying | | Yes | |
| Rinse & Spin | | Yes | |
| Spinning | | Yes | |
| Tough stains | | Yes | |
| Eco 40-60 | | Yes | |
| Wool | | Yes | |
| Jeans | | Yes | |
| Sports | | Yes | |
| 20°C | | Yes | |
| Small Load | | Yes | |
| My Cycle | | Yes | |
| OPTIONS | | | |
| Strong drying | | Yes | |
| Gentle drying | | Yes | |
| USER COMFORT | | | |
| Electronic type | | Digits | |
| Remaining time | | Yes | |
| Display progress of cycle | | Digits | |
| Complementary drying | | No | |
| Removable drying filter | | No | |
| 3 product dispensers | | Yes | |
| Tub / drum material | | Stainless steel | |
| Adjustable feet | | Yes | |
| SAFETY FEATURES | | | |
| Anti-overflow | | Yes | |
| Child safety | | Yes | |
| Anti-drumming system | | Yes | |
| INSTALLATION | | | |
| Total power (W) | | 1900 | |
| Voltage (V)/ Frequency (Hz) /Fuse (A) | | 220-240 / 50 / 10 | |
| Length of power supply cord (cm) | | 150 | |
| DIMENSIONS- WEIGHT | | | |
| Unboxed product HxWxD (mm) | | 850X595X475 | |
| Packed product HxWxD (mm) | | 885X655X555 | |
| Net weight (kg)/Gross weight (kg) | | 65/68 | |
| EAN CODE | | | |
| White/French panel | | 3 660 767 998 650 | |

TOP-LOADING WASHING MACHINES

| REFERENCES | | | | | |
|--------------------------------------------------------------------------------------|--|-----------------------------------|-----------------------------------|-----------------------------------|-----------------------------------|
| White/French panel | | BT18038Q | | BT38038Q | BT17028Q |
| White/Greek panel | | | BT38048QG | BT38038QG | BT17028QG |
| White/Czech panel | | | | BT38038QN | BT17028G |
| GENERAL FEATURES | | | | | |
| Capacity (kg) | | 8 | 8 | 8 | 7 |
| Drum volume (L) | | 51 | 51 | 51 | 51 |
| Maximum spin speed (rpm) | | 1300 | 1300 | 1300 | 1200 |
| Energy efficiency class | | C | A | A | C |
| Energy consumption (kWh/cycle) | | 0.624 | 0.472 | 0.473 | 0.594 |
| Water consumption per cycle on Eco 40-60 program (L/Cycle) | | 48 | 48 | 48 | 45 |
| Annual energy consumption (kWh/100 cycles) | | 62 | 47 | 47 | 59 |
| Programme duration in cotton 60°C full load | | 218 | 218 | 218 | 208 |
| Weighted power consumption of the off-mode and left-on mode (W) | | 0.5/1.0 | 0.5/1 | 0.5/2 | 0.5/1.0 |
| Spin noise level dB(A) | | 78 | 78 | - | 78 |
| 80 | | | | | |
| ADDITIONAL FEATURES | | | | | |
| Induction motor | | Yes | Yes | Yes | - |
| Delayed start | | 24 | 24 | 24 | 24 |
| Automatic variable capacity | | Yes | Yes | Yes | Yes |
| Variable thermostat from 0 to 90°C | | Yes | Yes | Yes | Yes |
| PROGRAMMES | | | | | |
| Washing programme number | | 15 | 15 | 15 | 15 |
| Cotton | | Yes | Yes | Yes | Yes |
| Shirts | | - | - | - | - |
| Intensive | | - | - | - | - |
| Wool / Delicate | | Yes / No | Yes / No | Yes / No | Yes / No |
| 20°C | | Yes | Yes | Yes | Yes |
| Mixed | | Yes | Yes | Yes | Yes |
| Memo | | - | - | - | - |
| Sport | | Yes | Yes | Yes | Yes |
| Hygiene | | Yes | Yes | Yes | Yes |
| Flash 15min / 25min / 39min / 45 min | | 15min & 45min | 15min & 45min | 15min & 45min | 15min & 45min |
| Eco 40-60 | | Yes | Yes | Yes | Yes |
| Down jacket | | Yes | Yes | Yes | Yes |
| Baby clothes | | Yes | Yes | Yes | Yes |
| Drum clean | | Yes | Yes | Yes | Yes |
| Rinse/Spin | | Yes | Yes | Yes | Yes |
| Spin drying | | Yes | Yes | Yes | Yes |
| Synthetics | | Yes | Yes | Yes | Yes |
| Small load | | - | - | - | - |
| Towelling | | - | - | - | - |
| Jean | | - | - | - | - |
| OPTIONS | | | | | |
| Soiling level | | | | | |
| My cycle | | | | | |
| Easy iron | | | | | |
| Prewash | | Yes | Yes | Yes | Yes |
| Rinsing+ | | Yes | Yes | Yes | Yes |
| USER COMFORT | | | | | |
| Electronic type | | Digits | Digits | Digits | Digits |
| Remaining time | | Yes | Yes | Yes | Yes |
| Display progress of cycle | | Digits | Digits | Digits | Digits |
| 3 product dispensers | | 3 compartments | 3 compartments | 3 compartments | 3 compartments |
| Tub / drum material | | Polytenax + steel/Stainless steel | Polytenax + steel/Stainless steel | Polytenax + steel/Stainless steel | Polytenax + steel/Stainless steel |
| Adjustable feet | | Yes | Yes | Yes | 4 |
| SAFETY FEATURES | | | | | |
| "Anti-overflow / Child safety / Balance control system / Detergent anti-leak safety" | | No/Yes/Yes/Yes | No/Yes/Yes/Yes | No/Yes/Yes/Yes | No/Yes/Yes/Yes |
| INSTALLATION | | | | | |
| Total power (W) | | 2000 | 2000 | 2000 | 2100 |
| Voltage (V)/ Frequency (Hz) /Fuse (A) | | 220-240/50/10 | 220-240/50/10 | 220-240/50/10 | 220-240/50/10 |
| Length of power supply cord (cm) | | 150 | 150 | 150 | 150 |
| DIMENSIONS- WEIGHT | | | | | |
| Unboxed product HxWxD (mm) | | 875X400X610 | 875X400X610 | 875X400X610 | 875X400X610 |
| Packed product HxWxD (mm) | | 895X490X690 | 895X490X690 | 895X490X690 | 895X490X690 |
| Net weight (kg)/Gross weight (kg) | | 56/60 | 56/60 | 56/60 | 56/60 |
| EAN CODE | | | | | |
| White/French panel | | 3660767979901 | | 3660767992740 | 3660767979871 |
| White/Greek panel | | | 3660767992788 | 3660767992757 | 3660767979888 |
| White/Czech panel | | | | 3660767992764 | 3660767979857 |

TOP-LOADING WASHING MACHINES

| REFERENCES | | | | | | | |
|--------------------------------------------------------------------------------------|-----------------------------------|-----------------------------------|-----------------------------------|-----------------------------------|-----------------------------------|-----------------------------------|-----------------------------------|
| White/French panel | | | BT16528 | BT16524VE | | | BT16524QE |
| White/Greek panel | BT17029G | | | | BT16524G | | |
| White/Czech panel | | BT37028QN | | | | BT16524QN | |
| GENERAL FEATURES | | | | | | | |
| Capacity (kg) | 7 | 7 | 6.5 | 6.5 | 6.5 | 6.5 | 6.5 |
| Drum volume (L) | 51 | 51 | 51 | 42 | 42 | 42 | 42 |
| Maximum spin speed (rpm) | 1200 | 1200 | 1200 | 1200 | 1200 | 1200 | 1200 |
| Energy efficiency class | D | A | D | D | D | C | C |
| Energy consumption (kWh/cycle) | 0.684 | 0.444 | 0.664 | 0.669 | 0.670 | 0.542 | 0.542 |
| Water consumption per cycle on Eco 40-60 program (L/Cycle) | 45 | - | 45 | 43 | 43 | 41 | 41 |
| Annual energy consumption (kWh/100 cycles) | 68 | 44 | 66 | 67 | 67 | 55 | 55 |
| Programme duration in cotton 60°C full load | 198 | 208 | 198 | 203 | 203 | 203 | 203 |
| Weighted power consumption of the off-mode and left-on mode (W) | 0.5/0 | 0.5/0 | 0.5/1.0 | 0.5/0.5 | 0.50/0.50 | 0.49/0.49 | 0.5/0.5 |
| Water consumption (l/year) | - | - | - | 9115 | 9680 | - | 9115 |
| Washing noise level dB(A) | - | - | - | 53 | 58 | 53 | 53 |
| Spin noise level dB(A) | 80 | 78 | 80 | 76 | 79 | 76 | 76 |
| ADDITIONAL FEATURES | | | | | | | |
| Induction motor | - | Yes | - | Yes | - | Yes | Yes |
| Delayed start | 24 | 24 | 24 | 24 | 24 | 24 | 24 |
| Automatic variable capacity | Yes | Yes | Yes | Yes | Yes | Yes | Yes |
| Variable thermostat from 0 to 90°C | Yes | Yes | Yes | Yes | Yes | Yes | Yes |
| PROGRAMMES | | | | | | | |
| Washing programme number | 15 | 15 | 15 | 12 | 12 | 12 | 12 |
| Cotton | Yes | Yes | Yes | Yes | Yes | Yes | Yes |
| Shirts | - | - | - | Yes | Yes | Yes | - |
| Intensive | - | - | - | - | - | - | - |
| Wool / Delicate | Yes / No | Yes / No | Yes / No | Yes / Yes | Yes / Yes | Yes / Yes | Yes / Yes |
| 20°C | Yes | Yes | Yes | Yes | Yes | Yes | Yes |
| Mixed | Yes | Yes | Yes | Yes | Yes | Yes | - |
| Memo | - | - | - | - | - | - | - |
| Sport | Yes | Yes | Yes | Yes | Yes | Yes | Yes |
| Hygiene | Yes | Yes | Yes | Yes | Yes | Yes | Yes |
| Flash 15min / 25min / 39min / 45 min | 15min | 15min & 45min | 15min & 45min | 25min & 39min | 25min & 39min | 25min & 39min | 25min & 39min |
| Eco 40-60 | Yes | Yes | Yes | Yes | Yes | Yes | Yes |
| Down jacket | Yes | Yes | Yes | - | - | - | - |
| Baby clothes | Yes | Yes | Yes | - | - | - | - |
| Drum clean | Yes | Yes | Yes | -- | - | - | - |
| Rinse/Spin | Yes | Yes | Yes | Yes | Yes | Yes | Yes |
| Spin drying | Yes | Yes | Yes | Yes | - | - | Yes |
| Synthetics | Yes | Yes | Yes | - | - | - | - |
| Small load | - | - | - | - | - | - | - |
| Towelling | - | - | - | Yes | Yes | Yes | Yes |
| Jeans | - | - | - | - | Yes | - | - |
| OPTIONS | | | | | | | |
| Soiling level | | | | | Yes | Yes | |
| My cycle | | | | Yes | | | Yes |
| Easy iron | | | | Yes | Yes | Yes | Yes |
| Prewash | Yes | Yes | Yes | Yes | Yes | Yes | Yes |
| Rinsing+ | Yes | Yes | Yes | Yes | Yes | Yes | Yes |
| Off-peak hours sync | | | | Yes | | | |
| USER COMFORT | | | | | | | |
| Electronic type | Digits | Digits | Digits | Digits | Digits | Digits | Digits |
| Remaining time | Yes | Yes | Yes | Yes | Yes | Yes | Yes |
| Display progress of cycle | Digits | Digits | Digits | Digits | Digits | Digits | Digits |
| Complementary drying | No | No | No | No | No | No | No |
| Removable drying filter | No | No | No | No | No | No | No |
| 3 product dispensers | 3 compartments | 3 compartments | 3 compartments | 3 compartments | 3 compartments | 3 compartments | 3 compartments |
| Tub / drum material | Polytenax + steel/Stainless steel | Polytenax + steel/Stainless steel | Polytenax + steel/Stainless steel | Polytenax + steel/Stainless steel | Polytenax + steel/Stainless steel | Polytenax + steel/Stainless steel | Polytenax + steel/Stainless steel |
| Adjustable feet | Yes | Yes | 4 | Yes | 2 fixed feet | 2 fixed feet | Yes |
| SAFETY FEATURES | | | | | | | |
| "Anti-overflow / Child safety / Balance control system / Detergent anti-leak safety" | No/Yes/Yes/Yes | No/Yes/Yes/Yes | No/Yes/Yes/Yes | No/Yes/Yes/Yes | No/Yes/Yes/Yes | No/Yes/Yes/Yes | No/Yes/Yes/Yes |
| INSTALLATION | | | | | | | |
| Total power (W) | 2100 | 2000 | 2100 | 2250 | 2250 | 2250 | 2250 |
| Voltage (V)/ Frequency (Hz) / Fuse (A) | 220-240/50/10 | 220-240/50/10 | 220-240/50/10 | 220-240/50/10 | 220-240/50/10 | 220-240/50/10 | 220-240/50/10 |
| Length of power supply cord (cm) | 150 | 150 | 150 | 145 | 145 | 145 | 145 |
| DIMENSIONS- WEIGHT | | | | | | | |
| Unboxed product HxWxD (mm) | 875X400X610 | 875X400X610 | 875X400X610 | 850X400X600 | 850X400X600 | 850X400X600 | 850X400X600 |
| Packed product HxWxD (mm) | 970X480X700 | 895X490X690 | 895X490X690 | 971X480X719 | 971X480X719 | 971X480X719 | 971X480X719 |
| Net weight (kg)/Gross weight (kg) | 56/60 | 56/60 | 56/60 | 57.5/60.0 | 57/59 | 57/59 | 57.5/60.0 |
| EAN CODE | | | | | | | |
| White/French panel | | | 3660767987524 | 6133826009644 | | | 6133826009651 |
| White/Greek panel | 3660767988026 | | | | 6133826009477 | | |
| White/Czech panel | | 3660767992795 | | | | 6133826008630 | |

TOP-LOADING WASHING MACHINES

| REFERENCES | | | | | | | |
|--------------------------------------------------------------------------------------|-----------------------------------|-----------------------------------|-----------------------------------|-----------------------------------|-----------------------------------|-----------------------------------|-----------------------------------|
| White/French panel | BT16028 | | | | | BT16022VE | |
| White/Greek panel | BT16028G | BT16024VG | BT16024G | | BT16019G | BT16022VG | BT16022G |
| White/Czech panel | | | BT16024N | BT16024QN | | | BT16022N |
| GENERAL FEATURES | | | | | | | |
| Capacity (kg) | 6 | 6 | 6 | 6 | 6 | 6 | 6 |
| Drum volume (L) | 51 | 42 | 42 | 42 | 51 | 42 | 42 |
| Maximum spin speed (rpm) | 1200 | 1200 | 1200 | 1200 | 1200 | 1200 | 1200 |
| Energy efficiency class | D | D | D | C | D | D | D |
| Energy consumption (kWh/cycle) | 0.644 | 0.647 | 0.647 | 0.558 | 0.644 | 0.647 | 0.647 |
| Water consumption per cycle on Eco 40-60 program (L/Cycle) | 43 | 42 | 42 | 40 | 43 | 42 | 42 |
| Annual energy consumption (kWh/100 cycles) | 64 | 65 | 65 | 56 | 64 | 65 | 65 |
| Programme duration in cotton 60°C full load | 198 | 198 | 198 | 198 | 198 | 198 | 198 |
| Weighted power consumption of the off-mode and left-on mode (W) | 0.5/0 | 0.5/0.5 | 0.5/0.5 | 0.5/0.5 | 0.5/0 | 0.50/1.0 | 0.50/0.50 |
| Water consumption (l/year) | - | 9240 | 9240 | - | - | 9240 | 9240 |
| Washing noise level dB(A) | - | 58 | 58 | 53 | - | 58 | 58 |
| Spin noise level dB(A) | 80 | 79 | 79 | 76 | 80 | 79 | 79 |
| ADDITIONAL FEATURES | | | | | | | |
| Induction motor | - | - | - | Yes | - | - | - |
| Delayed start | 24 | 24 | 24 | 24 | 24 | 12 | 12 |
| Automatic variable capacity | Yes | Yes | Yes | Yes | Yes | Yes | Yes |
| Variable thermostat from 0 to 90°C | Yes | Yes | Yes | Yes | Yes | Yes | Yes |
| PROGRAMMES | | | | | | | |
| Washing programme number | 15 | 12 | 12 | 12 | 15 | 9 | 9 |
| Cotton | Yes | Yes | Yes | Yes | Yes | Yes | Yes |
| Shirts | - | Yes | - | - | - | - | - |
| Intensive | - | - | - | - | - | - | - |
| Wool / Delicate | Yes / No | Yes / Yes | Yes / Yes | Yes / Yes | Yes / No | Yes / Yes | Yes / Yes |
| 20°C | Yes | Yes | Yes | Yes | Yes | Yes | Yes |
| Mixed | Yes | Yes | Yes | Yes | Yes | Yes | - |
| Memo | - | - | - | - | - | - | - |
| Sport | Yes | Yes | Yes | Yes | Yes | - | - |
| Hygiene | Yes | Yes | Yes | Yes | Yes | Yes | Yes |
| Flash 15min / 25min / 39min / 45 min | 15min & 45min | 39min | 25min & 39min | 25min & 39min | 15min & 45min | 39min | 39min |
| Eco 40-60 | Yes | Yes | Yes | Yes | Yes | Yes | Yes |
| Down jacket | Yes | - | - | - | Yes | - | - |
| Baby clothes | Yes | - | - | - | Yes | - | - |
| Drum clean | Yes | - | - | - | Yes | - | - |
| Rinse/Spin | Yes | Yes | Yes | Yes | Yes | Yes | Yes |
| Spin drying | Yes | Yes | - | - | Yes | - | - |
| Synthetics | Yes | - | - | - | Yes | - | - |
| Shirts / Jean | - | - | Yes / Yes | Yes / Yes | - | - | - |
| Small load | - | Yes | - | - | - | Yes | - |
| Towelling | - | Yes | Yes | Yes | - | Yes | Yes |
| Jean | - | - | - | - | - | - | - |
| OPTIONS | | | | | | | |
| Soiling level | | | Yes | Yes | | Yes | |
| My cycle | | Yes | | | | Yes | Yes |
| Easy iron | | Yes | Yes | Yes | | Yes | Yes |
| Prewash | Yes | Yes | Yes | Yes | Yes | Yes | Yes |
| Rinsing+ | Yes | Yes | Yes | Yes | Yes | Yes | Yes |
| Off-peak hours sync | | | Yes | Yes | | | |
| USER COMFORT | | | | | | | |
| Electronic type | Digits | Digits | Digits | Digits | Digits | Leds | Leds |
| Remaining time | Yes | Yes | Yes | Yes | Yes | No | No |
| Display progress of cycle | Digits | Digits | Lcd | Digits | Digits | Leds | Leds |
| Complementary drying | No | No | No | No | No | No | No |
| Removable drying filter | No | No | No | No | No | No | No |
| 3 product dispensers | 3 compartments | 4P BOX | 3P BOX | 3P BOX | 3 compartments | 3 compartments | 3P BOX |
| Tub / drum material | Polytenax + steel/Stainless steel | Polytenax + steel/Stainless steel | Polytenax + steel/Stainless steel | Polytenax + steel/Stainless steel | Polytenax + steel/Stainless steel | Polytenax + steel/Stainless steel | Polytenax + steel/Stainless steel |
| Adjustable feet | Yes | Yes | Yes | Yes | 4 | Yes | |
| SAFETY FEATURES | | | | | | | |
| "Anti-overflow / Child safety / Balance control system / Detergent anti-leak safety" | No/Yes/Yes/Yes | No/Yes/Yes/Yes | No/Yes/Yes/Yes | No/Yes/Yes/Yes | No/Yes/Yes/Yes | No/Yes/Yes/Yes | No/Yes/Yes/Yes |
| INSTALLATION | | | | | | | |
| Total power (W) | 2100 | 2250 | 2250 | 2250 | 2100 | 2250 | 2250 |
| Voltage (V)/ Frequency (Hz) / Fuse (A) | 220-240/50/10 | 220-240/50/10 | 220-240/50/10 | 220-240/50/10 | 220-240/50/10 | 220-240/50/10 | 220-240/50/10 |
| Length of power supply cord (cm) | 150 | 145 | 145 | 145 | 150 | 145 | 145 |
| DIMENSIONS- WEIGHT | | | | | | | |
| Unboxed product HxWxD (mm) | 875X400X610 | 850X400X600 | 850X400X600 | 850X400X600 | 875X400X610 | 850X400X600 | 850X400X600 |
| Packed product HxWxD (mm) | 895X490X690 | 971X480X719 | 971X480X719 | 971X480X719 | 895X490X690 | 971X480X719 | 971X480X719 |
| Net weight (kg)/Gross weight (kg) | 56/60 | 57.5/60.0 | 57.5/60.0 | 57/59 | 56/60 | 57.5/60 | 57.5/60.0 |
| EAN CODE | | | | | | | |
| White/French panel | 3660767987517 | | | | | 6133826009637 | |
| White/Greek panel | 3660767988057 | 6133826009460 | 6133826009453 | | 3660767988040 | 6133826009446 | 6133826009019 |
| White/Czech panel | | | 6133826010190 | 6133826008593 | | | 6133826008548 |

DISHWASHERS

| REFERENCES | | | | | | |
|-----------------------------------------------|-----------------------------------------------|---------------------------------------------|---------------------------------------------|---------------------------------------------|---------------------------------------------|---------------------------------------------|
| Black | | | BDF424DB | | | |
| Inox | BDF534DX | BBF42VDX | BDF424DX | BDF424VDX | BCF422DQX BCF422DQD | BDFS45DX |
| Dark Inox | | | | | | |
| Silver | | | | | | BDFS45DS |
| White | BDF534DW | | BDF424DW | | | BDFS45DW |
| GENERAL FEATURES | | | | | | |
| Quantity of cutlery | 15 | 14 | 14 | 14 | 14 | 14 |
| Energy efficiency class 2021 | D | B | D | D | C | D |
| Annual energy consumption x100 cycles (kW/h) | 86 | 65 | 85 | 85 | 75 | 85 |
| Energy consumption (kWh/cycle) | 0,861 | 0,645 | 0,849 | 0,849 | 0,747 | 0,849 |
| Stop mode (W) | 0,49 | 0,49 | 0,49 | 0,49 | 0,49 | 0,5 |
| Water consumption (L/cycle) | 10 | 9,8 | 10 | 10 | 9,8 | 9 |
| Duration of program (min) | 210 | 220 | 198 | 198 | 198 | 222 |
| Noise level (dB(A)) | 44 | 42 | 44 | 44 | 42 | 45 |
| Class of environmental noise emissions | B | B | B | B | B | C |
| ADDITIONAL FEATURES | | | | | | |
| Delayed start | 24 | 24 | 24 | 24 | 24 | 24 |
| Remaining time | Yes | Yes | Yes | Yes | Yes | Yes |
| Drying mode | Natural Conv. with automatic door opening" | Natural Conv.with automatic door opening | Natural Conv.with automatic door opening | Natural Conv.with automatic door opening | Natural Conv.with automatic door opening | Natural Conv.with automatic door opening |
| PROGRAMMES | | | | | | |
| Programmes number / Washing temperatures | 8/6 | 8/6 | 8/6 | 8/6 | 8/6 | 6/6 |
| Express 14min | | | | | | Yes |
| Rapid 30min | Yes | Yes | Yes | Yes | Yes | Yes |
| Glass - 40°C | Yes | Yes | Yes | Yes | Yes | |
| Special glass care programme | Yes | Yes | Yes | Yes | Yes | Yes |
| Super 50min | Yes | | | | | Yes |
| 60 min | | | | | | |
| Intensive - 60°C | Yes | Yes | Yes | Yes | Yes | Yes |
| 90min - 65°C | | Yes | | | | |
| Vortex wash system 60min | | | - | Yes | | |
| Eco | Yes | Yes | Yes | Yes | Yes | Yes |
| Auto programme | Yes | Yes | Yes | Yes | Yes | |
| Hygiene | | Yes | Yes | Yes | Yes | |
| Prewash | Yes | Yes | Yes | Yes | Yes | Yes |
| Universal | | | | | | |
| Tank cleaning | | | | | | |
| USER COMFORT | | | | | | |
| Electronic type | Digits | Digits | Digits | Digits | Digits | Digits |
| Lower basket or Upper basket Washing Function | Lo or up | Lo or up | Lo or up | Lo or up | Lo or up | Lo or up |
| 1/2 charge function | - | - | - | - | - | - |
| Adjustable upper basket | Yes | Yes | Yes | Yes | Yes | Yes |
| Adjustable lower basket | Yes | Yes | Yes | Yes | Yes | Yes |
| Salt/ Rinse aid light indicator | Yes / Yes | Yes / Yes | Yes / Yes | Yes / Yes | Yes / Yes | Yes / Yes |
| End of cycle indicator | Buzzer | Buzzer | Buzzer | Buzzer | Buzzer | Digits |
| Adjustable feet | Yes | Yes | Yes | Yes | Yes | Yes |
| EQUIPMENTS | | | | | | |
| Detergent dispenser | Fixed | Fixed | Fixed | Fixed | Fixed | Sliding |
| 3" basket | Yes | Small sliding basket | No | Small slidind baskets | No | No |
| Filter tank bottom | 1/2 stainless steel | 1/2 stainless steel | 1/2 stainless steel | 1/2 stainless steel | 1/2 stainless steel | 1/2 stainless steel |
| SAFETY FEATURES | | | | | | |
| Hydraulic safety | Overflow +antileakage | Overflow +antileakage | Overflow +antileakage | Overflow +antileakage | Overflow +antileakage | Overflow +antileakage |
| INSTALLATION | | | | | | |
| Total power (W) | 1930 | 1800-1930 | 1930 | 1930 | 1930 | 1900 |
| Voltage (V)/ Frequency (Hz) /Fuse (A) | 230/50/10 | 230/50/10 | 230/50/10 | 230/50/10 | 230/50/10 | 230/50/10 |
| Length of power supply cord (cm) | 150 | 150 | 150 | 150 | 150 | 165 |
| DIMENSIONS- WEIGHT | | | | | | |
| Unboxed product HxWxD (mm) | 845X598X600 | 845X598X600 | 845X598X600 | 845X598X600 | 845X598X600 | 850X598X598 |
| Packed product HxWxD (mm) | 890X645X645 | 890X645X645 | 890X645X645 | 890X645X645 | 890X645X645 | 881X644X661 |
| Net weight (kg)/Gross weight (kg) | 47/52.5 | 45.5/51 | 45.5/51 | 45.5/51 | 46/51.5 | 46/49 |
| EAN CODE | | | | | | |
| Black | | | 3660767978584 | | | |
| Inox | 3660767978621 | 3660767989320 | 3660767978607 | 3660767983823 | 3660767978645 | 3660767988453 |
| Dark Inox | | | | | 3660767978669 | |
| Silver | | | | | | 3660767988880 |
| White | 3660767978614 | | 3660767978591 | | | 3660767987401 |

DISHWASHERS

| REFERENCES | | | | | |
|-----------------------------------------------|----------------------|----------------------|-----------------------------------------------|----------------------|----------------------|
| Black | | | BDF324DB | | |
| Inox | | | BDF324DX | | |
| Dark Inox | | | | | |
| Silver | DWF147DS | BDFS37ES | | DWF137DS | DWF128DS |
| White | DWF147DW | BDFS37EW | BDF324DW | DWF137DW | DWF128DW |
| GENERAL FEATURES | | | | | |
| Quantity of cutlery | 14 | 13 | 13 | 13 | 12 |
| Energy efficiency class 2021 | D | E | D | E | E |
| Annual energy consumption x100 cycles (kW/h) | 85 | 94 | 84 | 94 | 92 |
| Energy consumption (kWh/cycle) | 0,849 | 0,937 | 0,836 | 0,937 | 0,923 |
| Stop mode (W) | 0,49 | 0,5 | 0,49 | 0,49 | 0,49 |
| Water consumption (L/cycle) | 10 | 12 | 10 | 11 | 11 |
| Duration of program (min) | 233 | 205 | 198 | 230 | 230 |
| Noise level (dB(A)) | 47 | 47 | 44 | 47 | 47 |
| Class of environmental noise emissions | C | C | B | C | C |
| ADDITIONAL FEATURES | | | | | |
| Delayed start | 24 | 24 | 24 | 24 | 24 |
| Remaining time | Yes | Yes | Yes | Yes | Yes |
| Drying mode | Activ convection | Natural Convection | Natural Conv. with automatic door opening" | Activ convection | Activ convection |
| PROGRAMMES | | | | | |
| Programmes number / Washing temperatures | 6/5 | 6/4 | 8/6 | 6 / 5 | 6 / 5 |
| Express 14min | | | | | |
| Rapid 30min | Yes | Yes | Yes | Yes | Yes |
| Glass - 40°C | Yes | | Yes | Yes | Yes |
| Special glass care programme | Yes | Yes | Yes | | |
| Super 50min | | Yes | | | |
| 60 min | | | | | |
| Intensive - 60°C | Yes | Yes | Yes | Yes | Yes |
| 90min - 65°C | Yes | | | Yes | Yes |
| Vortex wash system 60min | | | | | |
| Eco | Yes | Yes | Yes | Yes | Yes |
| Auto programme | | | Yes | | |
| Hygiene | | Yes | Yes | | |
| Prewash | - | Yes | Yes | | |
| Universal | | | | | |
| Tank cleaning | | | | Yes | Yes |
| USER COMFORT | | | | | |
| Electronic type | Digits | Digits | Digits | Digits | Digits |
| Lower basket or Upper basket Washing Function | Impossible | Lo or up | Lo or up | impossible | impossible |
| 1/2 charge function | Yes | Yes | No | Yes | Yes |
| Adjustable upper basket | Yes | Yes | Yes | Yes | No |
| Adjustable lower basket | Yes | No | Yes | Yes | No |
| Salt/ Rinse aid light indicator | Yes / Yes | Yes / Yes | Yes / Yes | Yes / Yes | Yes / Yes |
| End of cycle indicator | Buzzer | Digits | Buzzer | Buzzer | Buzzer |
| Adjustable feet | Yes | Yes | Yes | Yes | Yes |
| EQUIPMENTS | | | | | |
| Detergent dispenser | Sliding | Sliding | Fixed | Sliding | Sliding |
| 3" basket | Small sliding basket | No | No | No | No |
| Filter tank bottom | 1/2 stainless steel | Stainless steel | 1/2 stainless steel | 1/2 stainless steel | 1/2 stainless steel |
| SAFETY FEATURES | | | | | |
| Hydraulic safety | Overflow+antileakage | Overflow+antileakage | Overflow+antileakage | Overflow+antileakage | Overflow+antileakage |
| INSTALLATION | | | | | |
| Total power (W) | 1930 | | 1930 | 1930 | 1930 |
| Voltage (V)/ Frequency (Hz) /Fuse (A) | 230/50/10 | 230/50/10 | 230/50/10 | 230/50/10 | 230/50/10 |
| Length of power supply cord (cm) | 150 | 165 | 150 | 150 | 150 |
| DIMENSIONS- WEIGHT | | | | | |
| Unboxed product HxWxD (mm) | 845X598X610 | 850X598X598 | 845X598X600 | 845X598X610 | 845X598X610 |
| Packed product HxWxD (mm) | 890X645X672 | 881X644X661 | 890X645X645 | 890X645X645 | 890X645X645 |
| Net weight (kg)/Gross weight (kg) | 43.5/49 | 46/49 | 49.5/55.5 | 45 / 49 | 45 / 49 |
| EAN CODE | | | | | |
| Black | | | 3660767978492 | | |
| Inox | | | 3660767978515 | | |
| Dark Inox | | | | | |
| Silver | 3660767989290 | 3660767988781 | | 3660767977181 | 3660767977167 |
| White | 3660767989276 | 3660767987395 | 3660767978508 | 3660767977198 | 3660767977174 |

DISHWASHERS

| REFERENCES | | | | | |
|-----------------------------------------------|----------------------|----------------------|--------------------------------------------|-------------------------------------------|----------------------|
| Black | | | BDF024DB | DFS1010B | DFC6519B |
| Inox | | | BDF024DX | DFS1010X | |
| Dark Inox | | | | | |
| Silver | DFP127ADS | DFP129DS | | | DFC6519S |
| White | DFP127ADW | DFP129DW | BDF024DW | DFS1010W | DFC6519W |
| GENERAL FEATURES | | | | | |
| Quantity of cutlery | 12 | 12 | 10 | 10 | 6 |
| Energy efficiency class 2021 | E | E | D | E | F |
| Annual energy consumption x100 cycles (kW/h) | 92 | 92 | 67 | 76 | 61 |
| Energy consumption (kWh/cycle) | 0,923 | 0,923 | 0,674 | 0,755 | 0,613 |
| Stop mode (W) | 0,49 | 0,49 | 0,49 | 0,49 | 0,49 |
| Water consumption (L/cycle) | 11 | 11 | 8,5 | 9 | 6,5 |
| Duration of program (min) | 230 | 230 | 198 | 235 | 230 |
| Noise level (dB(A)) | 47 | 49 | 44 | 47 | 49 |
| Class of environmental noise emissions | C | C | B | C | C |
| ADDITIONAL FEATURES | | | | | |
| Delayed start | 24 | 24 | 24 | 24 | 24 |
| Remaining time | Yes | Yes | Yes | Yes with digits | Yes |
| Drying mode | Activ convection | Activ convection | Natural Conv. with automatic door opening" | Natural Conv. with automatic door opening | Activ convection |
| PROGRAMMES | | | | | |
| Programmes number / Washing temperatures | 6 / 5 | 6/5 | 8/6 | 6/5 | 7/4 |
| Express 14min | | | | | |
| Rapid 30min | Yes | Yes | Yes | Yes | Yes |
| Glass - 40°C | | Yes | Yes | Yes | |
| Special glass care programme | | Yes | Yes | Yes | |
| Super 50min | | | | | |
| 60 min | Yes | | | | Yes |
| Intensive - 60°C | Yes | Yes | Yes | Yes | Yes |
| 90min - 65°C | | Yes | | Yes | Yes |
| Vortex wash system 60min | | | | | |
| Eco | Yes | Yes | Yes | Yes | Yes |
| Auto programme | | | Yes | | |
| Hygiene | | | Yes | | |
| Prewash | | Yes | Yes | Yes | |
| Universal | Yes | | | | Yes |
| Tank cleaning | Yes | | | | Yes |
| USER COMFORT | | | | | |
| Electronic type | Digits | Digits | Digits | Digits | Digits |
| Lower basket or Upper basket Washing Function | impossible | Impossible | Impossible | Impossible | impossible |
| 1/2 charge function | Yes | Yes | Yes | Yes | No |
| Adjustable upper basket | No | No | Yes | Yes | No |
| Adjustable lower basket | No | No | Yes | Yes | No |
| Salt/ Rinse aid light indicator | Yes / Yes | Yes / Yes | Yes / Yes | Yes / Yes | No |
| End of cycle indicator | Buzzer | Buzzer | Buzzer | Buzzer | |
| Adjustable feet | Yes | Yes | Yes | Yes | Yes |
| EQUIPMENTS | | | | | |
| Detergent dispenser | Sliding | Sliding | Fixed | Fixed | Fixed |
| 3" basket | No | No | No | No | No |
| Filter tank bottom | 1/2 stainless steel | 1/2 stainless steel | 1/2 stainless steel | 1/2 stainless steel | 1/2 stainless steel |
| SAFETY FEATURES | | | | | |
| Hydraulic safety | Overflow+antileakage | Overflow+antileakage | Overflow+antileakage | Overflow+antileakage | Overflow+antileakage |
| INSTALLATION | | | | | |
| Total power (W) | 1930 | 1930 | 1930 | 1930 | 1280 |
| Voltage (V)/ Frequency (Hz) /Fuse (A) | 230/50/10 | 230/50/10 | 230/50/10 | 230/50/10 | 230/50/10 |
| Length of power supply cord (cm) | 150 | 150 | 150 | 150 | 150 |
| DIMENSIONS- WEIGHT | | | | | |
| Unboxed product HxWxD (mm) | 845X598X610 | 845X598X610 | 845X448X600 | 845X448X600 | 438X550X500 |
| Packed product HxWxD (mm) | 890X645X645 | 890X645X645 | 890X495X645 | 890X495X645 | 510X605X555 |
| Net weight (kg)/Gross weight (kg) | 43.5/ 49 | 42/45,5 | 37/41 | 34.5/41.9 | 21 /25 |
| EAN CODE | | | | | |
| Black | | | 3660767982468 | 3660767956704 | 3660767941083 |
| Inox | | | 3660767982475 | 3660767956711 | |
| Dark Inox | | | | | |
| Silver | 3660767977075 | 3660767977099 | | | 3660767941304 |
| White | 3660767977082 | 3660767977105 | 3660767982451 | 3660767956698 | 3660767941076 |

VINTAGE REFRIGERATORS

| REFERENCES | | | |
|----------------------------------------|----------------------|----------------------|-----------------|
| Mat black | BVC8661NA | | |
| Glossy red | BVC8661NR | BVD7060NR | BVL7260SR |
| Glossy beige | BVC8661NV | BVD7060NV | |
| GENERAL FEATURES | | | |
| Category | Combined | Double door | Single door |
| Construction type | Freestanding | Freestanding | Freestanding |
| Energy efficiency class | E | E | E |
| Energy consumption (kWh/year) (1) | 250 | 217 | 173 |
| Total Net capacity (L) | 329 | 309 | 315 |
| Net volume Fridge (L) | 229 | 239 | 284 |
| Net volume Freezer (L) | 100 | 70 | 31 |
| Number of stars | 4 | 4 | 4 |
| Freezer autonomy (h) | 10 | 8 | 9 |
| Freezing capacity (kg/24h) | 8 | 3.5 | 2.6 |
| Climatic class | SN-T | SN-T | SN-T |
| Noise emission (dB(A)) | 39 | 39 | 41 |
| Class of environmental noise emissions | C | C | C |
| ADDITIONAL FEATURES | | | |
| Thermostat | Elect | Elect | Mecha |
| Display | Internal electronics | Internal electronics | Mechanical |
| Reversible door | No | No | No |
| Wheels/adjustable feet | Yes/2 | Yes/2 | No/2 |
| Gas | R600a | R600a | R600a |
| FRIDGE | | | |
| Cooling type of fridge | No Frost | No Frost | Static |
| Defrost | Automatic | Automatic | Manual |
| Temperature indicator | Yes | Yes | Yes |
| Lighting | LED | LED | LED |
| Water dispenser | No | No | No |
| Crisper | - | 1 | 1 |
| Glass shelves | 3 | 3 | 3 |
| Cheese box | - | Yes | Yes |
| Egg rack | Yes | Yes | Yes |
| Door rack | 2 | 2 | 4 |
| Bottle rack | 1 | 1 | 1 |
| Chiller | No | No | No |
| CONGELATOR | | | |
| Cooling type of freezer | No Frost | No Frost | Static |
| Defrost | Automatic | Automatic | Manual |
| Ice cube trays | Yes | Yes | Yes |
| Drawers/ shelves | 2 / 1 | - / 1 | - |
| INSTALLATION | | | |
| Total power (W) | 197 | 148 | 141 |
| Electrical consumption (kWh/24h) | | 0.68 | |
| Voltage (V)/ Frequency (Hz) / Fuse (A) | 220-240/50/1.1 | 220-240/50/0.62 | 220-240/50/0.92 |
| Length of power supply cord (cm) | 195 | 195 | 195 |
| DIMENSIONS- WEIGHT | | | |
| Unboxed product HxWxD (mm) | 1901X605X681 | 1752X605X681 | 1769X605X635 |
| Packed product HxWxD (mm) | 1975X680X782 | 1836X684X782 | 1845X680X736 |
| Net weight (kg)/Gross weight (kg) | 67/74 | 60/66 | 61.8/69 |
| EAN CODE | | | |
| Mat black | 3660767989979 | | |
| Glossy red | 3660767989948 | 3660767990012 | 3660767990036 |
| Glossy beige | 3660767993792 | 3660767990845 | |

REFRIGERATORS

| REFERENCES | | | | | | |
|----------------------------------------|----------------------|----------------------|----------------------|----------------------|----------------------|----------------------|
| White | | BFM1990NX | BFM870NX | BFC8570NX | BFC2069NX | BFC2060NW |
| Inox | | | | | | BFC2060NX |
| Dark Inox | BFA1790DA | | | BFC8570NA | | |
| Silver | | | | | | |
| GENERAL FEATURES | | | | | | |
| Category | Side by side | 4 doors | 4 doors | Combined | Combined | Combined |
| Construction type | Freestanding | Freestanding | Freestanding | Freestanding | Freestanding | Freestanding |
| Energy efficiency class | E | E | E | E | C | E |
| Energy consumption (kWh/year) (1) | 340 | 319 | 280 | 254 | 177 | 243 |
| Total Net capacity (L) | 592 | 522 | 421 | 442 | 378 | 356 |
| Net volume Fridge (L) | 367 | 343 | 271 | 327 | 256 | 260 |
| Net volume Freezer (L) | 225 | 179 | 150 | 115 | 122 | 96 |
| Number of stars | 4 | 4 | 4 | 4 | 4 | 4 |
| Freezer autonomy (h) | 10 | 11 | 16 | 12 | 15 | 7 |
| Freezing capacity (kg/24h) | 15 | 13 | 10 | 5.5 | 7.5 | 6 |
| Climatic class | SN-ST | SN-T | SN-T | SN-T | SN-T | SN-T |
| Noise emission (dB(A)) | 39 | 39 | 39 | 39 | 38 | 41 |
| Class of environmental noise emissions | C | C | C | C | C | C |
| ADDITIONAL FEATURES | | | | | | |
| Thermostat | Elect | Elect | Elect | Elect | Elect | Elect |
| Display | External electronics | External electronics | External electronics | External electronics | External electronics | External electronics |
| Reversible door | No | No | No | Yes | Yes | Yes |
| Wheels/adjustable feet | No/2 | Yes/2 | Yes/2 | Yes/2 | Yes/2 | Yes/2 |
| Gas | R600a | R600a | R600a | R600a | R600a | R600a |
| FRIDGE | | | | | | |
| Cooling type of fridge | Fast No Frost | Fast No Frost | Fast No Frost | No Frost | No Frost | No Frost |
| Defrost | Automatic | Automatic | Automatic | Automatic | Automatic | Automatic |
| Number of adjustable shelves | | | | | | |
| Temperature indicator | Digital | Yes | Yes | Yes | Leds | Lcd |
| Lighting | LED | LED | LED | LED | LED | LED |
| Water dispenser | Yes | No | No | No | No | No |
| Crisper | 2 | 2 | 1 | 1 | 1 | 1 |
| Glass shelves | 2 | 2 | 2 | 3 | - | - |
| Booster | - | - | - | - | Yes | Yes |
| Holidays | - | - | - | - | Yes | Yes |
| Flex Zone | - | Yes | - | - | - | - |
| Fresh Zone | Yes | Yes | Yes | - | - | - |
| Cheese box | - | - | - | - | - | - |
| Egg rack | Yes | Yes | Yes | Yes | Yes | Yes |
| Multifunctional drawers | - | - | - | Yes | - | - |
| Door rack | 2 | 4 | 4 | 1 | - | - |
| 1/2 door rack | - | - | - | 2 | - | - |
| Bottle rack | 2 | 2 | 2 | - | - | - |
| Chiller | No | No | No | No | No | No |
| CONGELATOR | | | | | | |
| Cooling type of freezer | Fast No Frost | Fast No Frost | Fast No Frost | No Frost | No Frost | No Frost |
| Defrost | Automatic | Automatic | Automatic | Automatic | Automatic | Automatic |
| Twist Ice | - | Yes | Yes | Yes | - | - |
| Ice cube trays | - | - | - | Yes | - | Yes |
| Drawers/ shelves | 3 / 2 | 4 / 2 | 4 / 0 | 3 / 0 | 3 / 0 | 3 / 0 |
| Booster | - | - | - | Yes | Yes | Yes |
| Fast cooling switch | - | - | - | - | Yes | Yes |
| Freezer racks | Yes | - | - | - | | |
| Fresh foods | - | - | - | - | Yes | Yes |
| Fast freezing switch | - | - | - | - | | |
| Eco function | - | - | - | - | - | Yes |
| INSTALLATION | | | | | | |
| Total power (W) | 150 | 180 | 220 | 105 | 130 | 83 |
| Electrical consumption (kWh/24h) | | | | | 0.876 | 0.876 |
| Voltage (V)/ Frequency (Hz) / Fuse (A) | 220-240/50/1.5 | 220-240/50/1.5 | 220-240/50/1.5 | 220-240/50/1.1 | 220-240/50/1.1 | 220-240/50/1.2 |
| Length of power supply cord (cm) | 160 | 160 | 160 | 180 | 200 | 180 |
| DIMENSIONS- WEIGHT | | | | | | |
| Unboxed product HxWxD (mm) | 1770X900X730 | 1900X909X690 | 1800X795X700 | 1855X703X703 | 2010X595X678 | 2000X595X635 |
| Packed product HxWxD (mm) | 1862X972X770 | 1993X972X725 | 1895X857X728 | 1920X756X750 | 2080X664X760 | 2090X645X704 |
| Net weight (kg)/Gross weight (kg) | 90/100 | 96/104 | 87/96 | 80/86 | 89/98 | 68/75 |
| EAN CODE | | | | | | |
| White | | | | | | 3660767975637 |
| Inox | | 3660767980471 | 3660767980846 | 3660767980389 | 3660767987159 | 3660767975651 |
| Dark Inox | 3660767980457 | | | 3660767980433 | | |
| Silver | | | | | | |

REFRIGERATORS

| REFERENCES | | | | | | |
|----------------------------------------|----------------------|----------------------|----------------------|----------------------|----------------------|----------------------|
| White | | | BFC2062NW | BFC8566NW | BFC8562NW | |
| Inox | BFC2065NX | BFC9560EX | BFC2062NX | BFC8566NX | BFC8562NX | BFC8630NX |
| Dark Inox | BFC2065NA | | | | | |
| Silver | | | | | | |
| GENERAL FEATURES | | | | | | |
| Category | Combined | Combined | Combined | Combined | Combined | Combined |
| Construction type | Freestanding | Freestanding | Freestanding | Freestanding | Freestanding | Freestanding |
| Energy efficiency class | E | E | | E | E | E |
| Energy consumption (kWh/year) (1) | 254 | 254 | | 250 | 250 | 249 |
| Total Net capacity (L) | 347 | 347 | 356 | 329 | 327 | 323 |
| Net volume Fridge (L) | 243 | 243 | | 229 | 221 | 219 |
| Net volume Freezer (L) | 104 | 104 | 0 | 100 | 106 | 104 |
| Number of stars | 4 | 4 | 4 | 4 | 4 | 4 |
| Freezer autonomy (h) | 11 | 11 | 7 | 10 | 11 | 11 |
| Freezing capacity (kg/24h) | 6 | 6 | 3.9 | 8 | 5 | 6.4 |
| Climatic class | SN-T | SN-T | SN-T | SN-T | SN-ST | SN-ST |
| Noise emission (dB(A)) | 39 | 40 | 41 | 39 | 40 | 40 |
| Class of environmental noise emissions | C | C | | C | C | C |
| ADDITIONAL FEATURES | | | | | | |
| Thermostat | Elect | Elect | Elect | Elect | Elect | Elect |
| Display | External electronics | Internal electronics | External electronics | Internal electronics | Internal electronics | External electronics |
| Reversible door | Yes | Yes | Yes | Yes | Yes | Yes |
| Wheels/adjustable feet | Yes/2 | Yes/2 | Yes/2 | Yes/2 | No/2 | Yes/2 |
| Gas | R600a | R600a | R600a | R600a | R600a | R600a |
| FRIDGE | | | | | | |
| Cooling type of fridge | Fast No Frost | Fast No Frost | No Frost | No Frost | Fast No Frost | Fast No Frost |
| Defrost | Automatic | Automatic | Automatic | Automatic | Automatic | Automatic |
| Number of adjustable shelves | - | 3 | | 2 | 3 | 2 |
| Temperature indicator | Yes | Yes | Lcd | Yes | Yes | Yes |
| Lighting | LED | LED | | LED | LED | LED |
| Water dispenser | No | No | No | No | No | No |
| Crisper | 1 | 1 | 1 | 1 | 1 | 1 |
| Glass shelves | | | | | | |
| Booster | | | Yes | | | |
| Holidays | Yes | | Yes | | | |
| Flex Zone | Yes | | | | | Yes |
| Fresh Zone | | Yes | | Yes | | |
| Cheese box | | | | | | |
| Egg rack | Yes | Yes | Yes | Yes | Yes | Yes |
| Multifunctional drawers | | | | | | |
| Door rack | 2 | 2 | 1 | 2 | 2 | 1 |
| 1/2 door rack | Yes | | 2 | | | |
| Bottle rack | 1 | 1 | | 1 | 1 | 1 |
| Chiller | No | No | No | No | No | No |
| CONGELATOR | | | | | | |
| Cooling type of freezer | Fast No Frost | Fast No Frost | No Frost | No Frost | Fast No Frost | Fast No Frost |
| Defrost | Automatic | Automatic | Automatic | Automatic | Automatic | Automatic |
| Twist Ice | | | | | | |
| Ice cube trays | | Yes | | Yes | Yes | Yes |
| Drawers/ shelves | 2 / 0 | 3 / 0 | 3/0 | 3 / 2 | 3 / 0 | 3 / 0 |
| Booster | Yes | Yes | Yes | Yes | Yes | Yes |
| Fast cooling switch | Yes | Yes | Yes | Yes | Yes | |
| Freezer racks | | | | | | |
| Fresh foods | Yes | | Yes | Yes | Yes | Yes |
| Fast freezing switch | | | | Yes | Yes | Yes |
| Eco function | Yes | | Yes | Yes | | Yes |
| INSTALLATION | | | | | | |
| Total power (W) | 110 | 140 | 83 | 197 | 110 | 110 |
| Electrical consumption (kWh/24h) | | | 0.876 | 0.858 | 0.685 | 0.715 |
| Voltage (V)/ Frequency (Hz) / Fuse (A) | 220-240/50/0.9 | 220-240/50/1.3 | 220-240/50/1.2 | 220-240/50/1.1 | 220-240/50/0.9 | 220-240/50/0.9 |
| Length of power supply cord (cm) | 200 | 200 | 180 | 195 | 200 | 200 |
| DIMENSIONS- WEIGHT | | | | | | |
| Unboxed product HxWxD (mm) | 1950X600X685 | 1950X600X685 | 2000X595X635 | 1860X595X650 | 1850X600X685 | 1850X600X660 |
| Packed product HxWxD (mm) | 2026X640X715 | 2026X640X715 | 2090X645X704 | 1916X664X713 | 1931X640X715 | 1931X640X715 |
| Net weight (kg)/Gross weight (kg) | 67/73 | 67 / 73 | 68/75 | 62/67 | 66/72 | 66/72 |
| EAN CODE | | | | | | |
| White | | | 3660767987111 | 3660767987876 | 3660767980808 | |
| Inox | 3660767980365 | 3660767992559 | 3660767987135 | 3660767987883 | 3660767981065 | 3660767985629 |
| Dark Inox | 3660767980341 | | | | | |
| Silver | | | | | | |

REFRIGERATORS

| REFERENCES | | | | | |
|----------------------------------------|----------------------|----------------|------------------|-----------------|-----------------|
| White | BFC8659NW | BFC8600EW | BFC8055NW | BC8027EW | BC8027EWD |
| Inox | BFC8659NX | BFC8600EX | BFC8055NX | BC8027EX | BC8027EXD |
| Dark Inox | | | | | |
| Silver | | | | | |
| GENERAL FEATURES | | | | | |
| Category | Combined | Combined | Combined | Combined | Combined |
| Construction type | Freestanding | Freestanding | Freestanding | Freestanding | Freestanding |
| Energy efficiency class | E | E | E | E | E |
| Energy consumption (kWh/year) (1) | 238 | 233 | 220 | 210 | 210 |
| Total Net capacity (L) | 295 | 293 | 253 | 262 | 260 |
| Net volume Fridge (L) | 207 | 210 | 182 | 191 | 189 |
| Net volume Freezer (L) | 88 | 83 | 71 | 71 | 71 |
| Number of stars | 4 | 4 | 4 | 4 | 4 |
| Freezer autonomy (h) | 10 | 8 | 9 | 12 | 12 |
| Freezing capacity (kg/24h) | 5 | 3.8 | 3.2 | 3.2 | 3.2 |
| Climatic class | SN-T | ST | ST | ST | ST |
| Noise emission (dB(A)) | 39 | 40 | 40 | 40 | 40 |
| Class of environmental noise emissions | C | C | C | C | C |
| ADDITIONAL FEATURES | | | | | |
| Thermostat | Elect | Elect | Elect | Elect | Elect |
| Display | Internal electronics | Mechanical | Mechanical | Mechanical | Mechanical |
| Reversible door | Yes | Yes | Yes | Yes | Yes |
| Wheels/adjustable feet | Yes/2 | Yes/2 | Yes/Yes | No/2 | No/2 |
| Gas | R600a | R600a | R600a | R600a | R600a |
| FRIDGE | | | | | |
| Cooling type of fridge | No Frost | Fast No Frost | No Frost | Static | Static |
| Defrost | Automatic | Automatic | Automatic | Automatic | Automatic |
| Number of adjustable shelves | 3 | 3 | 3 | 3 | 3 |
| Temperature indicator | Yes | Yes | | Yes | Yes |
| Lighting | LED | LED | LED | LED | LED |
| Water dispenser | | | | | Yes |
| Crisper | 1 | 1 | 1 | 1 | 1 |
| Glass shelves | | | | | |
| Booster | | | | | |
| Holidays | | | | | |
| Flex Zone | | | | | |
| Fresh Zone | | | | | |
| Cheese box | | | | | |
| Egg rack | Yes | Yes | Yes | Yes | Yes |
| Multifunctional drawers | | | | | |
| Door rack | 2 | 2 | 2 | 2 | 2 |
| 1/2 door rack | | | | | |
| Bottle rack | 1 | 1 | 1 | 1 | 1 |
| Chiller | No | No | No | No | No |
| CONGELATOR | | | | | |
| Cooling type of freezer | No Frost | Fast No Frost | No Frost | Static | Static |
| Defrost | Automatic | Automatic | No frost cooling | Manual | Manual |
| Twist Ice | | | | | |
| Ice cube trays | Yes | Yes | Yes | Yes | Yes |
| Drawers/ shelves | 3/0 | 2/0 | 3/0 | 3/0 | 3/0 |
| Booster | Yes | | | | |
| Fast cooling switch | | | | | |
| Freezer racks | | | | | |
| Fresh foods | Yes | Yes | Yes | Yes | Yes |
| Fast freezing switch | Yes | | | | |
| Eco function | Yes | | | | |
| INSTALLATION | | | | | |
| Total power (W) | 145 | 110 | 110 | 115 | 115 |
| Electrical consumption (kWh/24h) | 0.858 | 0.797 | | 0.721 | |
| Voltage (V)/ Frequency (Hz) / Fuse (A) | 220-240/50/0.7 | 220-240/50/0.9 | 220-240/50/0.9 | 220-240/50/0.75 | 220-240/50/0.75 |
| Length of power supply cord (cm) | 195 | 200 | 160 | 200 | 200 |
| DIMENSIONS- WEIGHT | | | | | |
| Unboxed product HxWxD (mm) | 1860X595X600 | 1858X600X600 | 1800X540X600 | 1800X550X560 | 1800X550X560 |
| Packed product HxWxD (mm) | 1920X660X661 | 1939X650X635 | 1885X577X622 | 1859X577X595 | 1859X577X595 |
| Net weight (kg)/Gross weight (kg) | 63.5/68 | 58/63 | 51/55 | 50/55 | 50 /55 |
| EAN CODE | | | | | |
| White | 3660767988651 | 3660767976481 | 3660767989382 | 3660767990876 | 3660767992573 |
| Inox | 3660767989146 | 3660767976504 | 3660767989405 | 3660767992597 | 3660767990906 |
| Dark Inox | | | | | |
| Silver | | | | | |

REFRIGERATORS

| REFERENCES | | | | | |
|----------------------------------------|----------------------|----------------------|-----------------|----------------|----------------|
| White | | | BFD7611EW | BFD6650NW | BFD6521EW |
| Inox | BFD8580NX | BFD7870NX | | BFD6650NX | |
| Dark Inox | | | | | |
| Silver | | | | | |
| GENERAL FEATURES | | | | | |
| Category | Double door | Double door | Double door | Double door | Double door |
| Construction type | Freestanding | Freestanding | Freestanding | Freestanding | Freestanding |
| Energy efficiency class | E | E | E | E | E |
| Energy consumption (kWh/year) (1) | 271 | 244 | 213 | 199 | 187 |
| Total Net capacity (L) | 528 | 415 | 304 | 248 | 248 |
| Net volume Fridge (L) | 411 | 321 | 229 | 194 | 198 |
| Net volume Freezer (L) | 117 | 94 | 75 | 54 | 50 |
| Number of stars | 4 | 4 | 4 | 4 | 4 |
| Freezer autonomy (h) | 13 | 14 | 20 | 11 | 17 |
| Freezing capacity (kg/24h) | 5.4 | 4.4 | 3.4 | 2.5 | 2.5 |
| Climatic class | T | T | ST | T | ST |
| Noise emission (dB(A)) | 39 | 39 | 40 | 39 | 40 |
| Class of environmental noise emissions | C | C | C | C | C |
| ADDITIONAL FEATURES | | | | | |
| Thermostat | Elect | Elect | Mecha | Mecha | Mecha |
| Display | External electronics | External electronics | Mechanical | Mechanical | Mechanical |
| Reversible door | Yes | Yes | Yes | Yes | Yes |
| Wheels/adjustable feet | Yes/2 | Yes/2 | Yes/2 | Yes/2 | Yes/2 |
| Gas | R600a | R600a | R600a | R600a | R600a |
| FRIDGE | | | | | |
| Cooling type of fridge | Fast No Frost | Fast No Frost | Static | No Frost | Static |
| Defrost | Automatic | Automatic | Manual | Automatic | Manual |
| Number of adjustable shelves | 2 | 2 | 3 | 2 | 3 |
| Temperature indicator | Yes | Yes | No | Yes | Yes |
| Lighting | LED | LED | LED Column | LED | LED |
| Water dispenser | No | No | No | No | No |
| Crisper | 1 | 1 | 1 | 1 | 1 |
| Glass shelves | | | | | |
| Booster | Yes | Yes | | | |
| Holidays | | | | | |
| Flex Zone | | | | | |
| Fresh Zone | Yes | Yes | | Yes | |
| Cheese box | | | | | |
| Egg rack | Yes | Yes | Yes | Yes | Yes |
| Multifunctional drawers | | | | | |
| Door rack | 2 | 2 | 2 | 3 | 2 |
| 1/2 door rack | | | | | |
| Bottle rack | 1 | 1 | 1 | 1 | 1 |
| Chiller | No | No | No | No | No |
| CONGELATOR | | | | | |
| Cooling type of freezer | Fast No Frost | Fast No Frost | Static | No Frost | Static |
| Defrost | Automatic | Automatic | Manual | Automatic | Manual |
| Twist Ice | Yes | Yes | | Yes | |
| Ice cube trays | | | Yes | | Yes |
| Drawers/ shelves | 0 /1 | 0 /1 | 0 /1 | 0 /1 | 0 /1 |
| Booster | | | | | |
| Fast cooling switch | | | | | |
| Freezer racks | | | | | |
| Fresh foods | Yes | | Yes | Yes | Yes |
| Fast freezing switch | | | | | |
| Eco function | | | | | |
| INSTALLATION | | | | | |
| Total power (W) | 140 | 140 | 105 | 140 | 80 |
| Electrical consumption (kWh/24h) | 0.742 | | 0.732 | 0.545 | 0.641 |
| Voltage (V)/ Frequency (Hz) / Fuse (A) | 220-240/50/1.3 | 220-240/50/1.3 | 220-240/50/0.55 | 220-240/50/1.3 | 220-240/50/0.6 |
| Length of power supply cord (cm) | 200 | 200 | 200 | 160 | 200 |
| DIMENSIONS- WEIGHT | | | | | |
| Unboxed product HxWxD (mm) | 1835X790X710 | 1780X700X680 | 1720X600X605 | 1665X545X595 | 1645X550X580 |
| Packed product HxWxD (mm) | 1914X835X742 | 1860X741X715 | 1809X650X635 | 1710X575X622 | 1706X575X605 |
| Net weight (kg)/Gross weight (kg) | 83/90 | 70/77 | 50/55 | 50/54 | 46/50 |
| EAN CODE | | | | | |
| White | | | 3660767992955 | 3660767980198 | 3660767991019 |
| Inox | 3660767980266 | 3660767980242 | | 3660767980228 | |
| Dark Inox | | | | | |
| Silver | | | | | |

REFRIGERATORS

| REFERENCES | | | | | |
|----------------------------------------|-----------------|----------------|----------------------|----------------------|-----------------|
| White | BFD4522EW | | BFL862YNW | BFL8620NW | BFL7610EW |
| Inox | BFD4522EX | BFD4255NX | BFL862YNX | BFL8620NX | |
| Dark Inox | | | BFL862YNA | BFL8620NA | |
| Silver | | | | | |
| GENERAL FEATURES | | | | | |
| Category | Double door | Double door | Single door | Single door | Single door |
| Construction type | Freestanding | Freestanding | Freestanding | Freestanding | Freestanding |
| Energy efficiency class | E | E | E | E | E |
| Energy consumption (kWh/year) (1) | 172 | 199 | 118 | 118 | 114 |
| Total Net capacity (L) | 206 | 197 | 359 | 359 | 331 |
| Net volume Fridge (L) | 169 | 145 | 359 | 359 | 331 |
| Net volume Freezer (L) | 37 | 52 | | | 0 |
| Number of stars | 4 | 4 | | | |
| Freezer autonomy (h) | 13 | 11 | | | |
| Freezing capacity (kg/24h) | 2.4 | 2.4 | | | |
| Climatic class | ST | T | SN-T | SN-T | ST |
| Noise emission (dB(A)) | 40 | 42 | 40 | 40 | 40 |
| Class of environmental noise emissions | C | C | C | C | C |
| ADDITIONAL FEATURES | | | | | |
| Thermostat | Mecha | Mecha | Elect | Elect | Mecha |
| Display | Mechanical | Mechanical | External electronics | External electronics | Mechanical |
| Reversible door | Yes | Yes | Yes | Yes | Yes |
| Wheels/adjustable feet | Yes/2 | Yes/2 | Yes/2 | Yes/2 | Yes/2 |
| Gas | R600a | R600a | R600a | R600a | R600a |
| FRIDGE | | | | | |
| Cooling type of fridge | Static | No Frost | Fast No Frost | Fast No Frost | Static |
| Defrost | - | Automatic | Automatic | Automatic | Manual |
| Number of adjustable shelves | 3 | 1 | 3 | 3 | 5 |
| Temperature indicator | No | Yes | Yes | Yes | Yes |
| Lighting | LED | LED | LED | LED | LED |
| Water dispenser | No | No | No | No | No |
| Crisper | 1 | 1 | 2 | 2 | 1 |
| Glass shelves | - | - | - | - | - |
| Booster | Yes | Yes | Yes | Yes | - |
| Holidays | - | - | Yes | Yes | - |
| Flex Zone | - | - | - | - | - |
| Fresh Zone | - | - | Yes | Yes | - |
| Cheese box | - | - | - | - | - |
| Egg rack | Yes | Yes | Yes | Yes | Yes |
| Multifunctional drawers | - | - | - | - | - |
| Door rack | 1 | 1 | 2 | 2 | 4 |
| 1/2 door rack | 0 | 0 | 0 | 0 | 0 |
| Bottle rack | 1 | 1 | 2 standards | 2 | 1 |
| Chiller | No | No | No | No | No |
| CONGELATOR | | | | | |
| Cooling type of freezer | Static | No Frost | | | |
| Defrost | Manual | Automatic | | | |
| Twist Ice | | | | | |
| Ice cube trays | Yes | Yes | | | |
| Drawers/ shelves | 0/1 | 0/1 | | | |
| Booster | | | | | |
| Fast cooling switch | | | | | |
| Freezer racks | | | | | |
| Fresh foods | Yes | Yes | Yes | Yes | Yes |
| Fast freezing switch | No | Yes | | | |
| Eco function | | | | | |
| INSTALLATION | | | | | |
| Total power (W) | 100 | 110 | 100 | 100 | 90 |
| Electrical consumption (kWh/24h) | 0.589 | 0.545 | 0.323 | | |
| Voltage (V)/ Frequency (Hz) / Fuse (A) | 220-240/50/0.75 | 220-240/50/0.9 | 220-240/50/0.75 | 220-240/50/0.75 | 220-240/50/0.55 |
| Length of power supply cord (cm) | 160 | 160 | 180 | 180 | 200 |
| DIMENSIONS- WEIGHT | | | | | |
| Unboxed product HxWxD (mm) | 1430X545X555 | 1426X545X555 | 1850X600X700 | 1850X600X700 | 1775X600X590 |
| Packed product HxWxD (mm) | 1469X575X590 | 1469X575X590 | 1931X640X690 | 1931X640X690 | 1783X650X635 |
| Net weight (kg)/Gross weight (kg) | 38/42 | 41/45 | 64/70 | 64/70 | 51/56 |
| EAN CODE | | | | | |
| White | 3660767990999 | | 3660767975323 | 3660767980549 | 3660767991071 |
| Inox | 3660767992931 | 3660767989344 | 3660767975286 | 3660767980495 | |
| Dark Inox | | | 3660767975309 | 3660767980525 | |
| Silver | | | | | |

REFRIGERATORS

| REFERENCES | | | | | |
|----------------------------------------|-----------------|----------------------|-----------------|-----------------|-----------------|
| White | BFL4250EW | BFS2254EW | BST551ESW | BST504ESW | BLT5510EW |
| Inox | | | | | |
| Dark Inox | | | | | |
| Silver | | | | | |
| GENERAL FEATURES | | | | | |
| Category | Single door | Single door | Top | Top | Top |
| Construction type | Freestanding | Freestanding | Freestanding | Freestanding | Freestanding |
| Energy efficiency class | E | E | E | E | E |
| Energy consumption (kWh/year) (1) | 104 | 143 | 139 | 139 | 90 |
| Total Net capacity (L) | 242 | 190 | 109 | 102 | 127 |
| Net volume Fridge (L) | 242 | 176 | 95 | 88 | 127 |
| Net volume Freezer (L) | | 14 | 14 | 14 | |
| Number of stars | | 4 | 4 | 4 | |
| Freezer autonomy (h) | | 6.5 | 10 | 7 | |
| Freezing capacity (kg/24h) | | 2 | 2.4 | 2.4 | |
| Climatic class | ST | ST | ST | ST | ST |
| Noise emission (dB(A)) | 40 | 39 | 40 | 40 | 39 |
| Class of environmental noise emissions | C | C | C | C | C |
| ADDITIONAL FEATURES | | | | | |
| Thermostat | Mecha | Elect | Elect | Elect | Mecha |
| Display | Mechanical | Internal electronics | Mechanical | Mechanical | Mechanical |
| Reversible door | Yes | Yes | Yes | Yes | Yes |
| Wheels/adjustable feet | No/2 | Yes/2 | No/2 | No/2 | |
| Gas | R600a | R600a | R600a | R600a | R600a |
| FRIDGE | | | | | |
| Cooling type of fridge | Static | Static | Static | Static | Static |
| Defrost | Automatic | Manual | Manual | Automatic | Automatic |
| Number of adjustable shelves | 4 | 3 | 1 | 1 | 2 |
| Temperature indicator | Yes | Yes | Yes | Yes | Yes |
| Lighting | LED | LED | LED | LED | LED Column |
| Water dispenser | - | - | - | - | - |
| Crisper | 1 | 1 | 1 | 1 | 1 |
| Glass shelves | - | - | - | - | - |
| Booster | - | - | - | - | - |
| Holidays | - | - | - | - | - |
| Flex Zone | - | - | - | - | - |
| Fresh Zone | - | - | - | - | - |
| Cheese box | - | - | - | - | - |
| Egg rack | Yes | Yes | Yes | Yes | Yes |
| Multifunctional drawers | - | - | - | - | - |
| Door rack | 2 | 1 | 2 | 2 | 2 |
| 1/2 door rack | - | - | - | - | - |
| Bottle rack | 1 | 1 | 1 | 1 | 1 |
| Chiller | - | - | - | - | - |
| CONGELATOR | | | | | |
| Cooling type of freezer | | Static | Static | Static | |
| Defrost | | Manual | Manual | Manual | |
| Twist Ice | | | | | |
| Ice cube trays | | Yes | Yes | Yes | |
| Drawers/ shelves | | | | | |
| Booster | | | | | |
| Fast cooling switch | | | | | |
| Freezer racks | | | | | |
| Fresh foods | Yes | Yes | Yes | Yes | |
| Fast freezing switch | No | Yes | No | No | |
| Eco function | | | | | |
| INSTALLATION | | | | | |
| Total power (W) | 90 | 100 | 100 | 100 | 90 |
| Electrical consumption (kWh/24h) | | 0.488 | 0.477 | 0.477 | 0.307 |
| Voltage (V)/ Frequency (Hz) / Fuse (A) | 220-240/50/0.55 | 220-240/50/0.75 | 220-240/50/0.75 | 220-240/50/0.75 | 220-240/50/0.55 |
| Length of power supply cord (cm) | 160 | 200 | 160 | 160 | 160 |
| DIMENSIONS- WEIGHT | | | | | |
| Unboxed product HxWxD (mm) | 1426X544X556 | 1235X550X570 | 850X550X580 | 840X500X560 | 850X550X580 |
| Packed product HxWxD (mm) | 1469X575X590 | 1308X575X595 | 885X570X588 | 885X520X600 | 885X570X588 |
| Net weight (kg)/Gross weight (kg) | 38/42 | 36/40 | 28/30 | 26/28 | 26/28 |
| EAN CODE | | | | | |
| White | 3660767985650 | 3660767991033 | 3660767991101 | 3660767991057 | 3660767987739 |
| Inox | | | | | |
| Dark Inox | | | | | |
| Silver | | | | | |

UPRIGHT FREEZERS

| REFERENCES | | | | | |
|---------------------------------------------|-----------------|-----------------|-----------------|-----------------|-----------------|
| Dark Inox | | BFU862YNA | | BFU8620NA | |
| White | BFU971YNW | BFU862YNW | BFU8631NW | BFU8620NW | BFU7610EW |
| Inox | BFU971YNX | BFU862YNX | BFU8631NX | BFU8620NX | |
| GENERAL FEATURES | | | | | |
| Category | Upright freezer | Upright freezer | Upright freezer | Upright freezer | Upright freezer |
| Cooling type | No Frost | No Frost | No Frost | No Frost | Static |
| Energy efficiency class | E | E | E | E | E |
| Energy consumption (kWh/year) (1) | 282 | 246 | 245 | 246 | 214 |
| Freezer storage volume (L) | 380 | 274 | 273 | 274 | 242 |
| Number of stars | 4 | 4 | 4 | 4 | 4 |
| Frost free | | | | | |
| Freezer autonomy (H) | 12 | 9 | 8 | 9 | 15 |
| Freezing capacity (kg/24h) | 17.2 | 17 | 12.4 | 17 | 11 |
| Climatic class | SN-T | SN-T | SN-T | SN-T | ST |
| Noise emission (dB(A)) | 39 | 39 | 41 | 39 | 40 |
| ADDITIONAL FEATURES | | | | | |
| Thermostat | Yes | Yes | Yes | Yes | Yes |
| Display | LCD | | | | |
| Defrost | Automatic | Automatic | Automatic | Automatic | Manual |
| Reversible door | Yes | Yes | Yes | Yes | Yes |
| Wheels/adjustable feet | 0/2 | 0/2 | 0/2 | 0/2 | 0/2 |
| Gas | R600a | R600a | R600a | R600a | R600a |
| USER COMFORT | | | | | |
| Freezer booster | Yes | Yes | Yes | Yes | Yes |
| Flex function | Yes | | | | |
| Fast freezing switch | Yes | Yes | Yes | Yes | Yes |
| Eco function | Yes | Yes | Yes | Yes | Yes |
| Super freezing | | | Yes | | |
| Visual/sound temperature alarm | Yes | Yes | Non | Yes | Non |
| Visual/sound open door | Yes | Yes | Non | Yes | Non |
| Flaps | | | | | |
| Drawers | 3 | 4 | 5 | 3 | 7 |
| Smart connrners or 2/3 drawer/ Twist ice | | Twist ice | Twist ice | Twist ice | |
| Ice cube trays | | | | | Yes |
| INSTALLATION | | | | | |
| Total power (W) | 150 | 140 | 140 | 140 | 100 |
| Electrical consumption (kWh/24h) | 282 | 246 | 245 | 246 | 214 |
| Voltage (V)/ Frequency (Hz) / Fuse (A) | 220-240/50/1.1 | 220-240/50/1.3 | 220-240/50/0.5 | 220-240/50/1,3 | 220-240/50/0.70 |
| Length of power supply cord (cm) | 180 | 180 | 160 | 180 | 160 |
| DIMENSIONS- WEIGHT | | | | | |
| Unboxed product HxWxD (mm) | 1855X710X705 | 1850X600X700 | 1880X655X685 | 1850X600X700 | 1700X595X600 |
| Packed product HxWxD (mm) | 1920X750X756 | 1931X640X735 | 1880X655X685 | 1931X640X735 | 1783X650X635 |
| Net weight (kg)/Gross weight (kg) | 85/93 | 66/72 | 63/70 | 66/72 | 59/64 |
| EAN CODE | | | | | |
| Dark Inox | | 3660767976009 | | 3660767980907 | |
| White | 3660767976016 | 3660767975972 | 3660767987210 | 3660767980884 | 3660767990883 |
| Inox | 3660767976023 | 3660767975989 | 3660767987203 | 3660767980891 | |

UPRIGHT FREEZERS

| REFERENCES | | | | |
|---------------------------------------------|-----------------|-----------------|-----------------|----------------|
| Dark Inox | | | | |
| White | BFU6855NW | BFU4521EW | BFU4251EW | BFT525EW |
| Inox | | | | |
| GENERAL FEATURES | | | | |
| Category | Upright freezer | Upright freezer | Upright freezer | top freezer |
| Cooling type | No Frost | No Frost | Static | Static |
| Energy efficiency class | E | E | E | E |
| Energy consumption (kWh/year) (1) | 222 | 205 | 190 | 166 |
| Freezer storage volume (L) | 204 | 155 | 168 | 91 |
| Number of stars | 4 | 4 | 4 | 4 |
| Rising time (H) | 10 | 9,8 | | |
| Freezing capacity (kg/24h) | 13 | 8 | 7,8 | 4,4 |
| Climatic class | SN-T | T | ST | ST |
| Noise emission (dB(A)) | 39 | 41 | 40 | 40 |
| ADDITIONAL FEATURES | | | | |
| Thermostat | | | Yes | |
| Display | | | | |
| Defrost | Automatic | Automatic | Manual | Manual |
| Reversible door | Yes | Yes | Yes | Yes |
| Wheels/adjustable feet | 0/2 | 0/2 | 0/2 | |
| Gas | R600a | R600a | R600a | R600a |
| USER COMFORT | | | | |
| Freezer booster | Yes | Yes | | |
| Flex function | | | | |
| Fast freezing switch | | Yes | Yes | No |
| Eco function | | | | |
| Super freezing | | | | |
| Visual/sound temperature alarm | | No / Yes | Non | Non |
| Visual/sound open door | | No / Yes | Non | Non |
| Flaps | | | | |
| Drawers | 4 | 4 | 5 | 4 |
| Smart connrners or 2/3 drawer/ Twist ice | | | | |
| Ice cube trays | Yes | | - | Yes |
| INSTALLATION | | | | |
| Total power (W) | 140 | 110 | 100 | 100 |
| Electrical consumption (kWh/24h) | 222 | 205 | 190 | 166 |
| Voltage (V)/ Frequency (Hz) / Fuse (A) | 220-240/50/0.9 | 220-240/50/0.8 | 220-240/50/0.70 | 220-240/50/0.7 |
| Length of power supply cord (cm) | 200 | 200 | 160 | 160 |
| DIMENSIONS- WEIGHT | | | | |
| Unboxed product HxWxD (mm) | 1710X540X600 | 1434X550X562 | 1425X545X575 | 850X550X80 |
| Packed product HxWxD (mm) | 1760X575X625 | 1498X580X580 | 1469X575X595 | 885X570X588 |
| Net weight (kg)/Gross weight (kg) | 49/54 | 42/46 | 43/47 | 33/35 |
| EAN CODE | | | | |
| Dark Inox | | | | |
| White | 3660767989443 | 3660767990623 | 3660767985711 | 3660767990470 |
| Inox | | | | |

CHEST FREEZERS

| REFERENCES | | | | | | | |
|----------------------------------------|-----------------|-----------------|-----------------|----------------|---------------|---------------|--------------------------|
| White | BFK381ESW | BFK301ESW | BFK251ESW | BFK201ESW | BFK151ESW | BFK101EBW | BFK099EBW |
| GENERAL FEATURES | | | | | | | |
| Category | Chest freezer | Chest freezer | Chest freezer | Chest freezer | Chest freezer | Chest freezer | Chest freezer |
| Cooling type | Static | Static | Static | Static | Static | Static | Static |
| Energy efficiency class | E | E | E | F | E | E | E |
| Energy consumption (kWh/year) (1) | 254 | 235 | 215 | 200 | 182 | 168 | 169 |
| Freezer storage volume (L) | 371 | 308 | 246 | 198 | 142 | 98 | 99 |
| Number of stars | 4 | 4 | 4 | 4 | 4 | 4 | 4 |
| Rising time (H) | 36 | 36 | 24 | 22 | 20 | 13 | 17 |
| Freezing capacity (kg/24h) | 18 | 16 | 14 | 12 | 9 | 8 | 4.5 |
| Climatic class | SN-T | SN-T | SN-T | SN-T | SN-T | SN-T | SN-T |
| Noise emission (dB(A)) | 40 | 40 | 40 | 40 | 41 | 41 | 38 |
| ADDITIONAL FEATURES | | | | | | | |
| Thermostat | - | - | - | - | - | - | - |
| Control panel | Yes | Yes | Yes | Yes | Yes | - | - |
| Defrost | Manual | Manual | Manual | Manual | Manual | Manual | Manual |
| Reversible door | - | No | No | No | No | No | No |
| Wheels/adjustable feet | Yes/2 | 0/2 | 0/2 | 0/2 | 0/2 | 0/2 | 0/2 |
| Gas | R600a | R600a | R600a | R600a | R600a | R600a | R600a |
| USER COMFORT | | | | | | | |
| Freezer booster | Yes | Yes | Yes | Yes | Yes | Yes | Yes |
| Flex function | Yes | Yes | Yes | Yes | Yes | Yes | Yes |
| Fast freezing switch | Yes | Yes | - | Yes | Yes | Yes | Yes |
| Visual/sound temperature alarm | - | - | - | - | - | - | Visual temperature alarm |
| Visual/sound open door | - | - | - | - | - | - | Visual open door |
| Flaps | - | - | - | - | - | - | - |
| Drawers | 1 | 1 | 1 | 1 | 1 | 1 | 1 |
| INSTALLATION | | | | | | | |
| Total power (W) | 180 | 155 | 140 | 135 | 95 | 85 | 85 |
| Electrical consumption (kWh/24h) | 254 | 235 | 215 | 200 | 182 | 168 | 169 |
| Voltage (V)/ Frequency (Hz) / Fuse (A) | 220-240/50/1.65 | 220-240/50/1.45 | 220-240/50/1.35 | 220-240/50/0.7 | 220-240/50/1 | 220-240/50/1 | 220-240/50/0.8 |
| Length of power supply cord (cm) | 150 | 150 | 150 | 150 | 150 | 150 | 200 |
| DIMENSIONS- WEIGHT | | | | | | | |
| Unboxed product HxWxD (mm) | 850X1300X705 | 850X1120X700 | 845X954X616 | 845X905X545 | 845X705X545 | 845X545X545 | 850X545X495 |
| Packed product HxWxD (mm) | 855X1336X748 | 885X1156X748 | 885X990X640 | 886X934X575 | 886X730X575 | 886X570X570 | 888X578X520 |
| Net weight (kg)/Gross weight (kg) | 41/48 | 37/43 | 32 / 36 | 29/33 | 25/28 | 22/25 | 24/26 |
| EAN CODE | | | | | | | |
| White | 3660767980921 | 3660767980914 | 3660767990456 | 3660767990449 | 3660767990395 | 3660767990364 | 3660767990548 |

WINE CELLARS

| REFERENCES | | | |
|----------------------------------------|---------------|---------------|---------------|
| Black | BFW105GB | BFW56GB | BFW31FB |
| GENERAL FEATURES | | | |
| Category | Free Standing | Free Standing | Free Standing |
| Energy efficiency class | G | G | F |
| Energy consumption (kWh/year) (1) | 153 | 143 | 100 |
| Net volume (L) | 201 | 124 | 85 |
| Design temperature | Yes | Yes | Yes |
| Defrost technology | Auto-defrost | Auto-defrost | Auto-defrost |
| Climatic class | SN-ST | SN-ST | SN-ST |
| Noise emission (dB(A)) | 40 | 41 | 40 |
| ADDITIONAL FEATURES | | | |
| Bottle number | 105 | 56 | 31 |
| Cooling system | Fan assisted | Fan assisted | Fan assisted |
| Strucutre | Black | Black | Black |
| Door design | Full glass | Full glass | Full glass |
| Handle | Vertical | Integrated | Integrated |
| Thermostat | Electronic | Electronic | Electronic |
| Gas | R600a | R600a | R600a |
| USER COMFORT | | | |
| Electronic temperature control | Yes | Yes | Yes |
| Number of zones | Single | Single | Single |
| Shelves | 4/Wood | 3/Wood | 3/Wood |
| Temperature display | LED | LED | LED |
| Electronic control position | Top-banner | Top-banner | Top-banner |
| Reversible door with handle | Yes | Yes | Yes |
| Lighting | Yes | Yes | Yes |
| INSTALLATION | | | |
| Annual electric consumption (kWh/year) | 153 | 143 | 100 |
| Electric consumption (kWh/24h) | 0.419 | 0.389 | 0.273 |
| Power (W) | 70 | 65 | 55 |
| Voltage (V)/ Frequency (Hz) /Fuse (A) | 220/240/50 | 220/240/50 | 220/240/50 |
| Length of power supply cord (cm) | 150 | 150 | 150 |
| DIMENSIONS- WEIGHT | | | |
| Unboxed product HxWxD (mm) | 1285X480X575 | 855X480X575 | 870X480X430 |
| Packed product HxWxD (mm) | 1355X565X660 | 930X565X660 | 890X512X466 |
| Net weight (kg)/Gross weight (kg) | 43/48.5 | 30.2/34.2 | 25.4/27.8 |
| EAN CODE | | | |
| Black | 3660767983892 | 3660767983908 | 3660767989696 |

Brandt

89, boulevard Franklin Roosevelt - 92854 Rueil-Malmaison Cedex - France

Edition January 2024

No contractual photos. Bearing in mind that our products are in constant evolution, we reserve the right to make any modifications to the product characteristics that we feel necessary. Total or partial reproduction of these photos is strictly forbidden.