

'24  
'25

COLLECTION



**FABER**  
FRANKE'S AIR EXPERT







At Faber,  
we are proud  
of our significant  
heritage.

# FRANKE'S AIR EXPERT

We invented the first hood in 1955. Since 1958, we have been offering hood and air treatment solutions that meet consumer's needs and respect the environment.

Since 2005, we have been the **Air Expert of the Franke Group**, which for over 100 years stands for high quality, innovative engineering and exceptional design. Its recipe for success: building on traditions while creating new things. Together, we have grown successfully over all these years.

In 2021, Franke and Faber brands both became part of **Franke Home Solutions division**, a logical step to expand the Group's presence in the kitchen and conquer new territories together. By joining forces, we are making even better use of our know-how, experience and complementary skills.

We are now taking the opportunity to proudly announce our competence in air treatment and our expert position within the Franke Group.

It's the right moment to take this step forward, as this new endorsement, Franke's Air Expert, will enrich Faber and Franke with additional values. That's why, thanks to our leading expertise in air treatment, **we are Franke's Air Expert.**

# IMPROVING AIR QUALITY SINCE 1955

## **AT FABER, WE ARE PROUD OF OUR SIGNIFICANT HERITAGE**

Air is part of our origin and we have a unique expertise in our sector. Over the years we've molded air into a thousand forms, using steel, plexiglass, glass and wood.

We've turned the kitchen hood into an object of design.

We've given it smart functions: light fittings, air conditioner and filters. In brief, we have connected it to the future.

**We understand how the world is changing and we keep innovating to make tomorrow's air even purer.**

We are proud to be part of the **Franke Group as its Air Expert.**





1955  
Faber Plast is  
founded.



1958  
The first Plexiglas  
hood.



1986  
NOVA  
The first chimney hood.



1995  
AXIA  
The first T-shape  
hood.



1999  
M@STER  
The first smart  
hood.



2004  
MATRIX  
The first hood that hangs  
like a picture.



2008  
KLIMA  
The first air  
conditioning  
hood.



2010  
F-LIGHT GENERATION  
The first chandelier  
hood.



2016  
TALIKA  
The first totally  
vertical hood.



2018  
GLOW  
With Airplane  
Technology



2019  
GALILEO  
The first hob extractor  
in A+++



2020  
K-AIR  
The first touch screen  
connected hood with air  
quality sensor.



2021  
AIR HUB  
Faber enters the  
world of  
purification.



2022  
AIR HUB PORTABLE  
The first Faber hygieniser  
with exclusive 4x4 technology.



2023  
TRUE DOUBLE BLACK  
New platform  
Vertical hoods.

# THE RECIPE FOR A HEALTHIER FUTURE

We're on a mission to empower cleaner living at home through pioneering eco-friendly innovation and acting responsibly throughout our business and beyond. But we can't do it alone. By sharing the same vision and respect for the environment, we can achieve greater long-term positive impact. Here's a taste of what we have accomplished so far.

**76%**

of electric consumption  
in 2022 was renewable  
energy.

**87%**

of waste created  
in 2022 was reused  
or recycled.

**78%**

of Franke packaging  
is made from  
renewable materials.

---

Results to date gathered by HS Hoods division.

## HOODS

Class A++ hoods are designed to reduce energy consumption by 85% compared to standard hoods thanks to their Brushless Motors, LED Light technology and other advanced technology that can benefit the entire household. As a result, Faber hoods are industry leading in terms of energy efficiency.

## HOB EXTRACTORS

Durable, energy efficient solutions designed to reduce consumption by operating in sustainable and environmentally friendly ways. Faber Hob Extractors including the Galileo range are distinguished appliances with A+ up to A+++ energy efficiency ratings.

## FILTERS

Designed for long lasting efficiency thanks to multilayer technology and innovative design allowing filters to be easily removed and washed in the dishwasher every 3-4 months for a maximum duration of 3 years.









# OUR FIRST INSPIRATION: PEOPLE

At Faber, we know how to look far but also very close. We look at people because they are our inspiration. Their needs and desires are the basic principles for which we strive to supply better and better products, time after time.

We study every single action people do in a Kitchen, even the smallest one. This allows us to offer products realized in accordance with the needs of the people.

**BECAUSE EVERYTHING DEPENDS  
ON WELLNESS OF THE PEOPLE.**

# SAFETY IS IN RELIABLE HANDS



When everything is working as it should, home is a more useful place. And when the air is pure and clean, home becomes a place of true functionality. That's what reliability means to us: making life better for years to come.



## RECORDS IN EXCELLENCE



- ▲ The first **ISO 9001** Quality Certification in the field of kitchen hoods.



- ▲ **SGS Certificate of Excellence n°001**: a worldwide first.
- ▲ Integrated Management System for Quality (**ISO 9001:2015**), Occupational Health and Safety (**OHSAS 18001**) and the Environment (**ISO 14001**) certified by SGS.



- ▲ Products conforming to the strictest safety requirements and to standards **EN 61591** and **EN 60704-3**, tested in an authorized in-house laboratory, certified and guaranteed by leading international bodies.



A warm, golden-hour photograph of a man with a beard and a young child with curly hair. They are embracing each other, with the child's arms wrapped around the man's neck. The child is smiling broadly, showing their teeth. The background is a soft-focus outdoor scene with buildings and trees, bathed in the warm light of the setting or rising sun. A semi-transparent dark grey triangle is positioned in the bottom right corner, serving as a background for the text.

Reliability  
is a constant characteristic  
of all Faber products.

## ASPIRATION HOB PAG. 44



**Galileo NG 67**



**Galileo 60 87**



**Galileo Bold 79**



**Galileo Glass 63**



**Galileo Linear 83**



**Galileo Slim 91**



**Galileo Smart 75**



**Galileo Stripes 71**

## AIR TREATMENT PAG.92



**Air Hub 101**



**Air Hub Glass 100**



**Air Hub Ceiling 97**



**Air Hub Vertical 96**



**Bi-Air 116**



**C-Air 117**



**K-Air 105**



**T-Air 113**



**V-Air 109**

## WALL PAG. 118



**Beat Wall 175**



**Bella Silence 188**



**Chloè 205**



**Chloè XL 207**



**Cylindra 199**



**Cylindra Gloss Plus 198**



**Daisy Plus 171**



**Eclipse 200**



**Glam-Fit 159**



**Glam-Fit Zero Drip 149**



**Glam-Fit Zero Drip Plus 141**



**Glam-Light 163**



**Glam-Light Zero Drip 147**




**Glam-Light Zero Drip Plus 143**



**Grexia 167**



**Lithos 201**



**Luft 187**




**Modular 125**



**Nice 193**



**Onyx-T 179**



**Premio Angolo/SP 195**



**Pure Black 133**



**Ranch 218**



**Ranch Angolo 219**



**Ray 194**



**Soft Edge 137**



**Solaris 197**



**Stilo Angolo 196**



**Stilo Comfort 189**



**Stilo DX-SX 192**



**Stilo Glass Smart 190**



**Stilo Smart 191**



**T-Dark 182**



**T-Light 183**



**Talika 153**



**Tender 214**



**Thea 211**



**True Black 132**



**True Double Black 129**



**Tweet 170**



**Value 215**



**Veil 155**



**West 217**

## ISLAND PAG. 220



**Bella Silence Island 230**



**Chloè Island 241**



**Chloè XL Island 245**



**Corinthia Island 235**



**Cylindra Island 237**



**Cylindra Island Gloss Plus 236**



**Glassy Island 231**



**Stilo Comfort Island 229**



**Stilo Glass Smart Island 229**



**Thea Island 247**



**T-Shelf 225**




**T-Light Island 227**




## SUSPENDED PAG. 250



## CEILING PAG. 288




## BUILT-IN PAG. 318



## HOB PAG. 278



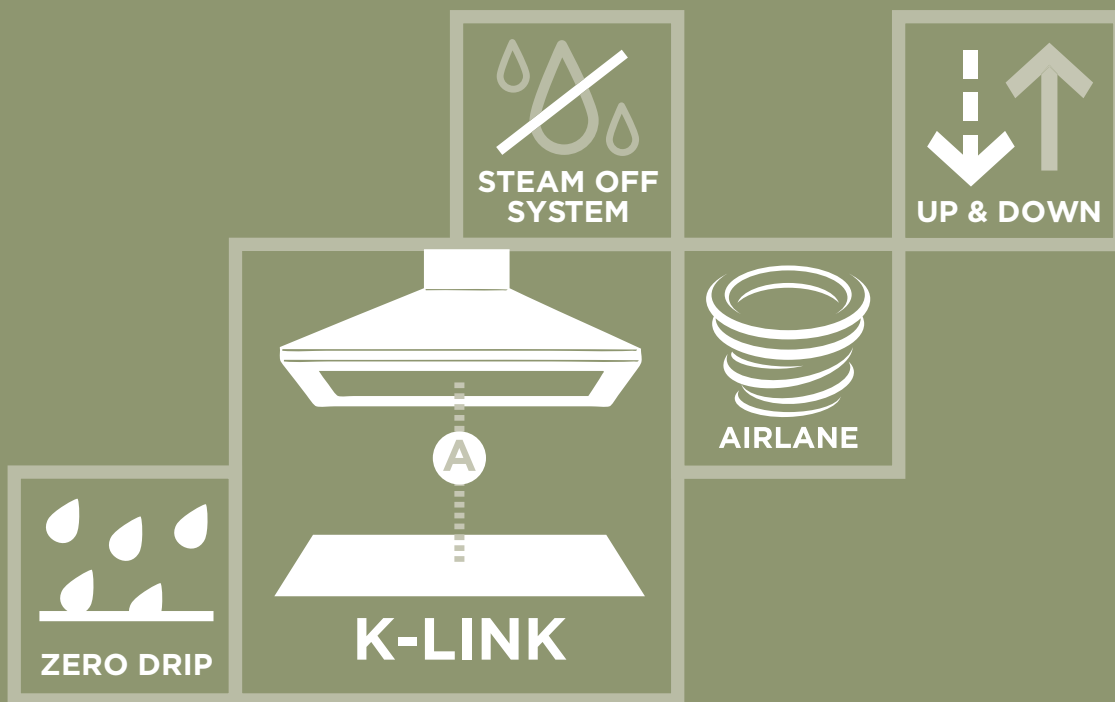
## DOWNDRAFT PAG. 314



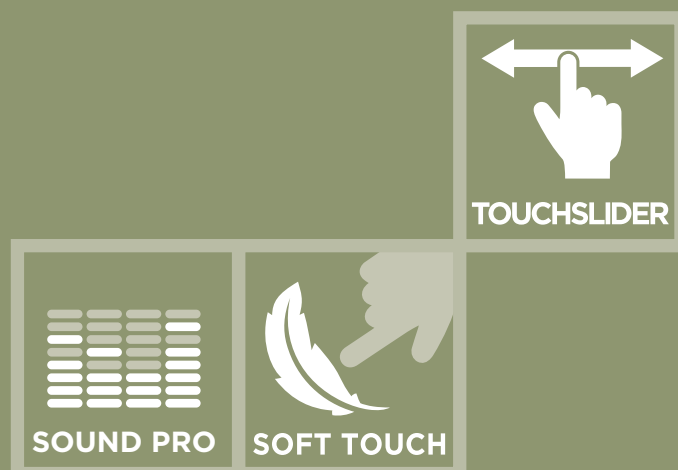
## ACCESSORIES PAG. 356

## INSTALATION PAG. 368






# ADVANCED TECNOLOGY FOR REAL LIFE BENEFITS





BRUSHLESS



SIL & STILL



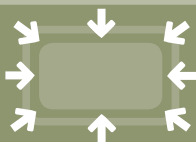
WATERPROOF



POWER  
MANAGEMENT



REMOTE  
BLOWER



PERIMETER  
ASPIRATION



FABER  
CLOUD



REAR  
OUTLET



HIGH  
FILTERING



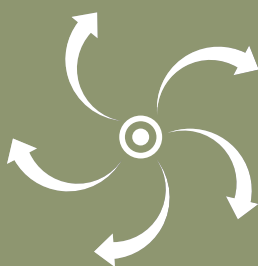
SELF - START



FILTER  
ALARM



CHARCOAL  
FILTER INCLUDED



AIR QUALITY  
SENSOR



AUTOMATIC  
FUNCTION




DELAY 30



ANTITOUCH



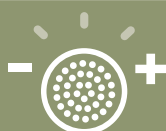
HOUR 24



UV-C LAMP



BOOST



LED LIGHT  
DIMMER



REMOTE  
CONTROL



LED LIGHT



TUNABLE  
WHITE



INTENSIVE  
SPEED





IT ELIMINATES VIRUSES  
AND BACTERIA SAFELY  
WITHOUT OZONE  
PRODUCTION





# AIR HUB. A BREATH OF FRESH AIR

## **EMBRACE PURITY AT HOME.**

That's why Faber is investing all its air expertise to create solutions that inspire well-being with ecological systems that can eliminate up to 99.9% of viruses and bacteria.

## **AIR HUB: TWO PRODUCTS IN ONE FOR PURE WELL-BEING**

A system to disinfect the air and a T-shaped hood - this is the dual nature of the Air Hub, a unique, dual-function product in a simple, elegant design, perfect for any style of interior.

**1**  
AIR DISINFECTION  
FOR THE HOME AND  
ELIMINATION OF UP TO  
99.99%\* OF VIRUSES  
AND BACTERIA



**2** REMOVES COOKING  
VAPOURS AND ODOURS



# AIR HUB


## THE PUREST AIR EXPERIENCE

Air Hub guarantees clean, safe air for your kitchen and living environments. In fact, thanks to its UV-C technology, **it eliminates up to 99.99% of viruses and bacteria\***, all without using chemicals.

\*Laboratory tests carried out on E.coli and Staphylococcus aureus by the University of Siena.



**UV-C LAMP TECHNOLOGY  
KILLS VIRUSES AND BACTERIA  
WITH ABSOLUTE SAFETY AND  
NO OZONE PRODUCTION**



**MANUAL** Start the disinfection of the air. You can switch off manually, or it will automatically switch off after 24 hours.

**INTENSIVE** Maximum speed of disinfection in the shortest possible time. Switches off automatically.

**NIGHT** Long cycle for complete disinfection with the minimum level of noise. Automatically switches on each night.

### Available:



**AIR HUB VERTICAL**  
Black glass



**AIR HUB CEILING**  
inox



**AIR HUB GLASS**  
inox/black glass



**AIR HUB**  
inox





FABER  
CLOUD

IT MONITORS AIR QUALITY  
IN THE KITCHEN AT ANY  
MOMENT, EVEN FROM YOUR  
SMARTPHONE



AIR QUALITY  
SENSOR

IT AUTOMATICALLY  
ADJUSTS SUCTION POWER  
TO RESTORE PERFECT  
AIR QUALITY



# AIR TREATMENT. SMART HOODS

## **HOODS CONNECTED TO YOUR WORLD**

All Faber hoods are fitted with an Air Quality Sensor. This innovative device monitors the air and activates suction if it detects the presence of allergens, pollutants or odours. By storing data on the Faber cloud, via an app that can be downloaded to smartphones, you can monitor the air quality at home at any time, even remotely.

## **K-AIR WITH INTEGRATED MONITOR**

K-Air is an intelligent vertical hood with a built-in 21" monitor that can be controlled directly via the touchscreen or app. The exclusive Sensor Air Quality keeps the temperature, the percentage of humidity and the presence of volatile organic compounds (VOC and VOC), Carbon Monoxide and Nitrogen dioxide and methane under control in the domestic environment. The sensor activates the hood as soon as pollution thresholds are exceeded, primarily in the space where you cook.



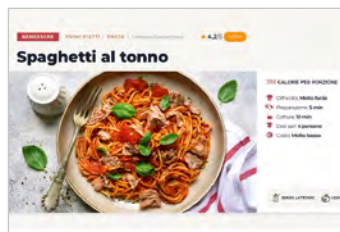


# AIR TREATMENT

## THE IDEAL SOLUTION FOR YOUR SMART HOME



Monitors indoor air quality and restores fresh air in your kitchen



Your favourite web pages accessible anytime, connection to your internet browser (available on k-air model)



Thanks to the faber cloud, you can access it from anywhere and check your home environment



All functions can also be managed via the faber app



## REMOTE MANAGEMENT TOO

The exclusive App is designed to monitor air quality in your kitchen and manage the hood remotely too, with simple and intuitive functions.

### A range that is always connected.

AIR TREATMENT by Faber is a complete range comprised of vertical, ceiling, T-shape and built-in hood models. All the hoods are equipped with an Air Quality Sensor, connection to the Faber Cloud and can be controlled remotely via the App. In addition, the K-air model comes equipped with the exclusive 21.5 inch integrated monitor.



Bi-Air



C-Air



In-Nova Air



Heaven Air



K-Air



T-Air



V-Air



IT AUTOMATICALLY MANAGES  
SUCTION POWER WITH RADIO  
CONNECTION BETWEEN HOOD  
AND INDUCTION HOB



AUTOMATIC  
ADJUSTMENT  
OF THE HOOD  
POWER TO  
EXTRACT  
VAPOURS AND  
ODOURS.





# K-LINK TECHNOLOGY AND THE HOOD ADJUSTS ITSELF AUTOMATICALLY

## FREE HANDS IN THE KITCHEN. THANK YOU, FABER

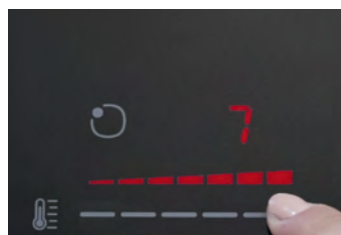
The beauty of cooking is also that you can express yourself freely, without distractions. If you have an induction hob and a Faber cooker hood with K-LINK connection, just start cooking and the suction power of the hood automatically adjusts to the selected cooking level..

## HOB AND HOOD DIALOGUE WITH EACH OTHER

Faber has created an intelligent connection between hob and hood, through an integrated system that works with radio waves. A simple gesture is all it takes to set the hood to automatic operation. The system is always active because the radio signal is never interrupted. At the same time, the perfect operation of the hood is guaranteed avoiding the waste of energy and excessive noise that you could have set the suction at a level too high compared to the produced fumes.



The connection is always active even in the presence of dirt residues on the hob.



It can be controlled manually whenever you want.

## Hood Models compatible with Faber Induction Hobs.



Belle / Belle Plus



Bi-Air



C-Air



C line Plus



Heaven 2.0



Heaven Air



Heaven Glass  
2.0 Flat



High-Light




K-Air



Inside Up



In-Nova Air



In-Nova Premium



Inka Lux



Inka Lux Premium



Lybra Plus



Pareo Plus



Nest Plus



Odette Plus



T-Air



V-Air




Glam Light  
Zero Drip Plus



Glam Fit Zero  
Drip Plus





IT TOTALLY ELIMINATES  
THE CONDENSATION  
EFFECT THANKS TO THE  
DUAL ACTION OF AIR



IT EVAPORATES  
CONDENSATION THROUGH  
CONTACT WITH SPECIALLY  
HEATED SURFACES



IT COLLECTS  
CONDENSATION IN A GROOVE,  
PREVENTING IT FROM FALLING  
BACK ONTO THE HOB

SUCTION PAIRED WITH  
HELICAL AIR JETS AND  
VARIABLE GEOMETRY  
ELIMINATES THE  
CONDENSATION  
EFFECT

# CONDENSATION IS NO LONGER A PROBLEM

## FABER ELIMINATES THE PROBLEM OF CONDENSATION

Eliminating condensation is essential to protect the wall unit where the hood is installed and to prevent drops of moisture from falling onto the hob. Faber has succeeded by creating special anticondensation systems of total effectiveness.

### STEAM OFF SYSTEM

The Steam Off System implementing Faber exclusive technology eliminates the problem from the beginning, avoiding the formation of condensation. While sucking in, the hood emits controlled jets of air that by whirling and accelerating, promoting the upward movement and convey the vapours to capture them all.

### ZERO DRIP

The Faber Zero Drip and Zero Drip Plus systems stop condensation after it has formed. The first one collects it in a groove preventing it from dripping onto the hob. The second makes it evaporate through contact with specially heated surfaces.




### Models with technology STEAM OFF SYSTEM



Luft



Hava



Ilma



Ilma Touch


### Models with technology ZERO DRIP




Glam Fit  
Zero Drip



Glam Light  
Zero Drip



In-Nova Zero Drip



In-Nova Zero Drip  
Lite

### Models with technology ZERO DRIP PLUS



Glam Fit Zero  
Drip Plus



Glam Light  
Zero Drip Plus



In-Nova Zero Drip  
Plus






## SOUND PRO

IT REDUCES TURBULENCE AND SWIRLS IN THE INDOOR AIRFLOW THANKS TO NOISE-LIMITING DIFFUSER TECHNOLOGY



## BRUSHLESS

IT GUARANTEES ENERGY SAVING AND HIGH ASPIRATION EFFICIENCY THANKS TO THE QUIETEST ENGINE ON THE MARKET



### SOUND PRO:

- ▲ FLUID DYNAMIC OPTIMIZATION
- ▲ NOISE REDUCTION
- ▲ SOUND QUALITY OPTIMISATION

# QUIET IN RESPECT OF NATURE

## **SILENCE IS COMFORT**

To make the kitchen a comfortable environment to live in, it is essential to have a hood that works making as little noise as possible, even at full power.

## **SOUND PRO**

By reducing turbulence and swirls in the internal airflow, the new blowers technology succeeds in both limiting noise and improving the sound quality of the hood.

## **BRUSHLESS MOTOR**

Faber is constantly looking for innovative solutions and with this motor, it guarantees the best energy efficiency on the market.



sound quality optimization

The kitchen has become a place in our homes where we share special moments with the people we love. This is why hoods must increasingly combine high performance and quiet motors. After several studies and extensive research, Faber has developed a solution: Sound PRO.

## **FLUID DYNAMIC OPTIMIZATION**

Thanks to an innovative design, the new blower significantly reduces turbulence and vortex of the internal air flow.

## **NOISE REDUCTION AND SOUND QUALITY OPTIMIZATION**

At maximum power, the new technology limits the noise threshold of the hood up to -6db\*, but it doesn't stop there. It also optimizes the sound produced, reducing the disturbance caused by high frequencies.

**Available in several Faber models, check the icon on the individual product sheet.**

\*Data varies depending on the model in which the blower is installed.





## SIL & STILL

IT REDUCES NOISE  
AT MAXIMUM POWER AND  
CIRCULATES AIR FOR 24  
HOURS WHEN COMBINED  
WITH THE ECO FUNCTION

# HUSH, IT'S COOKING TIME!

## SIL & STILL TECHNOLOGY

Based on the study of aerodynamic flows inside the hood and targeted sound insulation, this Faber technology reduces noise at top power to just 52 dB(A). By activating the Eco Function, it ensures continuous air exchange in the surrounding environment for 24 hours, silently and with minimum consumption below 40 dB(A) comparable to the quietness of a library.



THE ECO FUNCTION  
ACTIVATES  
CONTINUAL AIR  
EXCHANGE IN  
ULTRA-SILENT MODE

## Models with technology SIL & STILL



ONYX-T



# THE SILENT PLEASURE OF A REMOTE MOTOR



IT ALLOWS THE MOTOR TO BE INSTALLED AWAY FROM THE HOOD, ENSURING MAXIMUM ACOUSTIC COMFORT

## REMOTE BLOWER

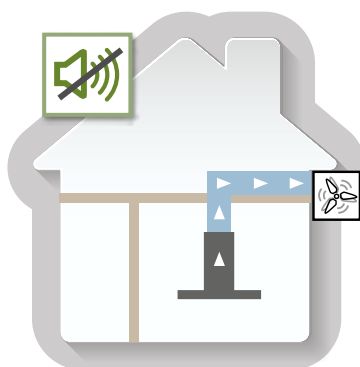
The noise of the hood can be minimised by moving the motor away.

## REMOTE SUCTION KIT

The remote suction kit, with the utmost simplicity, makes it possible to move the hood motor away from the cooking area.

## THE SILENCE INCREASES SIX METRES AWAY

With the Remote Suction Kit, the motor can be moved to another location of the house up to six metres away from the hood. Minimal noise and maximum comfort are ensured not only in the kitchen but also in the living area.



## REMOTE EXTERNAL MOTOR

The remote external motor makes it possible to install the motor entirely outside the house and eliminate noise altogether.

The model with the dedicated range of hoods is shown in the Accessories section on page. 358



IT PROVIDES A SURFACE THAT IS SOFT AND SMOOTH TO THE TOUCH THANKS TO FENIX™ TECHNOLOGY, A MATERIAL WITH UNIQUE CHARACTERISTICS



IT REFLECTS LIGHT DIFFUSELY ON A SURFACE THAT IS SOFT TO THE TOUCH AND STAIN RESISTANT



IT ENSURES A PERFECTLY CLEAN HOOD AND A SMUDGE-FREE SURFACE THANKS TO THE SPECIAL ANTI-STAIN MATERIAL



**FENIX®**

USED AS A KITCHEN TOP IT IS A PERFECT MATCH FOR THE HOOD.



# SOFT LINE REVOLUTIONISES DESIGN

Soft Line is the Faber range of hoods made with FENIX®, a high-tech material with unique characteristics. The matte, smudge-proof surface is soft to the touch and reflects very little light. It is non-porous to facilitate daily maintenance and cleaning.

FENIX® is a material with high resistance to scratches, abrasions, dry heat and acids. Its properties make it perfect for kitchens. Another characteristic is that it can self-heal surface micro-scratches.



The Faber Soft Line consists of a suspended hood F-light (Soft Cube) and two vertical wall-mounted hoods (Soft Edge e Soft Slim). They are all available with three FENIX® finishes: Grigio Londra, Bianco Kos or Nero Ingo.

## Available:



Soft Cube



Soft Edge





IT GUARANTEES MAXIMUM SUCTION THANKS TO A SECOND MOTOR IN THE CEILING, THROUGH AN INVISIBLE PASSAGE WITHOUT PIPING

**2**

CREATION OF AN ASCENDING AIR VORTEX

**4**

EXPULSION FROM THE HOME ENVIRONMENT

**3**

SUPERIOR PURIFICATION THANKS TO THE OVERHEAD MOTOR

**1**

EXTRACTION OF COOKING FUMES AND STEAM



# AIRLANE TECHNOLOGY

## SUPERB EXTRACTION


## THROUGH AN INVISIBLE DUCT

### REAL POWER MAKES NO NOISE. IT KEEPS THE SECRET.

AIRLANE TECHNOLOGY can be used to install more than one Faber suspended hood in suction mode without the presence of unsightly connection pipes. In this way, you can have a hood and light cluster that integrates perfectly into the décor of your kitchen.

### THE POWER OF A DOUBLE SUCTION.

With AIRLANE TECHNOLOGY a second motor in the false ceiling conveys fumes and cooking vapours sucked from the hood without piping.



Airlane conceals a second motor in only 30 cm of false ceiling allowing you to choose between four air outlet positions during installation.

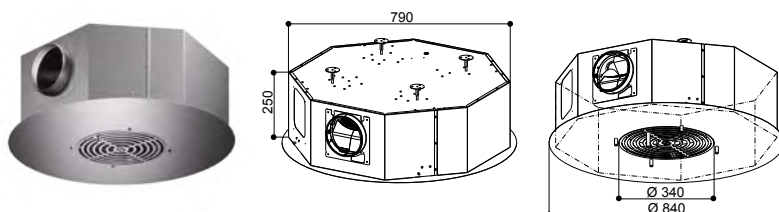
## KIT AIRLANE TECHNOLOGY

**AIRLANE DUCTING KIT** cod. 112.0542.875

#### FEATURES

Finish	Ø of air outlet	Width
Stainless steel	150 mm	840 mm

**THE AIRLANE KIT REPLACES THE CHIMNEY/ DUCT NEEDED FOR SUSPENDED INSTALLATION AS AN EXTRACTION HOOD.**



**A new plus for f-light hoods.** With the following F-Light hoods, both fixed and with Up & Down movement from the ceiling, you can get rid of suction piping at last. It disappears completely thanks to AIRLANE technology, which also guarantees better air purification and Energy Class A performance.



Belle / Belle Plus

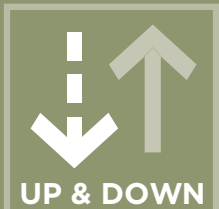
Odette Plus

Celine Plus

**Optional  
on all F-LIGHT  
models**



Discover the  
technology  
video on our  
YouTube channel



# UP

A DESIGNER LIGHT  
FITTING THAT  
FURNISHES THE  
SPACE AT ANY  
TIME OF THE DAY

IT OPTIMISES SUCTION THANKS  
TO THE HOOD THAT DESCENDS  
ON THE HOB AND RETRACTS INTO  
THE CEILING WHEN NOT NEEDED



# DOWN

A HOOD THAT  
MOVES DOWN  
FOR MAXIMUM  
SUCTION  
EFFICIENCY  
WHILE COOKING





# UP&DOWN TECHNOLOGY

## FREEDOM OF MOVEMENT IS IN THE AIR


In open-concept kitchen and living room combos and in those where space is restricted, there is often the need to choose a suspended hood with a design matching the interior décor. Faber solves these needs by combining the function of a hood with that of a light fitting.

### **THERE'S A HOOD: IT'S IN THE LIGHT FITTING.**

With the Up & Down technology, Faber perfectly integrates hood and light fitting, combining the needs of aspiration with those of design and lighting.

### **AN AMAZING SPACE-SAVING SOLUTION.**

These hoods are excellent space-saving solutions capable of illuminating and enhancing any type of environment, from the most linear to the most sophisticated.



### UP & DOWN: NICE MOVE IN THE KITCHEN

**DOWN**  
The hood moves down to illuminate the hob and optimise suction while cooking.

**UP**  
The hood returns to the ceiling to form an elegant light fitting. And FABER's brand-new remote control makes movement easy.

**F-LIGHT: MOVE IN CLASS A**  
All F-Light models with their energy efficiency go far while bringing comfort closer.

### **Models with technology UP & DOWN**



**Belle Plus**



**Céline Plus**



**Lybra Plus**



**Nest Plus**



**Pareo Plus**




**Odette Plus**



**Zoom Plus**



IT INCREASES ASPIRATION  
CAPACITY, REDUCES  
NOISE AND BETTERS THE  
PERFORMANCE THANKS  
MINIMUM CONSUMPTION



- ▲ ULTRA-THIN
- ▲ LOW ENERGY CONSUMPTION
- ▲ HIGH EFFICIENCY





# LESS CONSUMPTION MORE EFFICIENCY

## FLAT DESIGN AND MAXIMUM COMFORT

Completely flat vertical hoods, for an even more trendy ultra-slim design. This is achieved with the Faber diffusers that concentrate the maximum suction power and the best energy efficiency in just 15 cm.

## NAUTILUS

The exclusive diffuser design naturally inspired by the golden ratio for superlative comfort and outstanding performance.



## Models with technology NAUTILUS



**Glam-Fit**



**Glam Fit  
Zero Drip**



**Glam Fit  
Zero Drip Plus**



**Talika**






IT ELIMINATES 95%  
OF ODOURS, GUARANTEEING  
MAXIMUM EFFECTIVENESS  
IN FILTERING ACTIVATED  
CARBON



THE MAXIMUM  
EFFECTIVENESS OF  
ACTIVATED CARBON  
FILTRATION TO  
ELIMINATE 95% OF  
ODOURS





# HIGH FILTERING NO BAD SMELLS

## ONLY FABER HOODS ELIMINATE 95% OF ODOURS


What's the most effective activated carbon filtration technology? It's called HFH, which stands for "HIGH FILTERING HOOD". And it's a FABER exclusive, of course. HFH improves hood performance by removing odours from the air almost totally.

## A LARGER SURFACE AREA AND TWO LAYERS OF ULTRA-EFFICIENT FILTER MATERIAL

Faber's potent HFH technology is based on a cylindrical filter design with a far larger surface area. It's twice as effective too, because it uses two high-efficiency filtration layers with different porosities and activated carbon concentrations. That's how the filter captures both large and small particles.

## FABER MAKES THINGS EASIER...QUIETLY

Unlike other activated carbon filter systems, HFH also reduces noise by around 3 dB(A). And the smart, cylindrical shape of the filter makes easy work of removing the dishwashercompatible filter material.



The **easy-to-install** cylindrical filter has a larger area compared guaranteeing more effectiveness.

**Ultra-filtering material** consisting of two panels with different porosity and concentration of active carbon. The first layer captures the coarsest particles and the second smaller ones, increasing effectiveness even more.

## Models with technology HFH



Stilo DX-SX



Stilo Comfort



Stilo Glass Smart



Stilo Smart



Nice



Ray




## WATERPROOF

Any liquid spilled during cooking flows directly into a suction grille and is collected in an automatically drained tray under the hood, small enough to leave space for a utensil drawer.



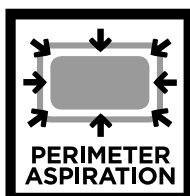
## POWER MANAGEMENT

Adjustable absorption setting on 4 power levels (KW). No more blackouts at home!



## REAR OUTLET

The rear air outlet available with many FABER hoods allows fumes to be channelled to the rear instead of upwards. This eliminates the need for an upper duct, freeing up useful space above the hood.



## PERIMETER ASPIRATION

25% less\* perceived noise. Perimeter suction exploits the Venturi effect to accelerate the air flow through a narrow gap. The air slows down again once inside the hood for more efficient extraction.

\*Equivalent to a reduction of 3 dB(A) according to EN 60704-3.




## FILTER ALARM

Filter saturation alarm: warns you when it is time to clean the anti-grease filter or substitute the anti-odour filter.




## SELF-START

A special sensor switches the hood on as soon as air temperature reaches 35°C. A smart sensor activates your hood automatically whenever needed. Faber loves to make cooking easier and more enjoyable!



## AUTOMATIC FUNCTION

The hood will turn on at the most suitable speed automatically, adapting the extraction capacity to the maximum cooking level.



## HOUR 24

Key 24: function which allows the hood to be switched on for 24 hours a day for air renewal with a level of noise that is imperceptible.



## REMOTE CONTROL

The remote control is compatible with many Faber hoods. To adjust suction and special functions, such as the courtesy light, 24H, Up&Down and Steam Off features. Controlling your hood is easier than ever.





### DELAY 30

Automatic shutdown delay: you can postpone the motor shutdown to eliminate residual odours completely.



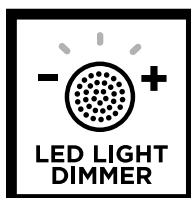
### SPEED I

Intensive speed: function which activates maximum aspiration for 6 minutes to meet special cooking needs.




### BOOST

Thanks to the Double Intensive Function. Even the most persistent cooking steam and smells are eliminated in just a few minutes.




### LED LIGHT DIMMER

Dimmable light: at the touch of a button the light is dimmed down and can be left on for a long time with minimal energy consumption.



### TUNABLE WHITE

On some models, you can choose and vary the colour temperature of the light, from warmer (tending to yellow) to colder (tending to white).




### TOUCH CONTROL

Extremely comfortable, user-friendly Touch Slider controls.



### ACTIVATED CARBON FILTERS AS STANDARD

Essential for installation as a filtering version, these filters are made up of a combination of active carbons that work to eliminate odours and purify the air. The standard filters are already included for many hoods. They must be replaced every 2-3 months for optimal efficiency.



### CERAMIC FILTER

Activated carbon ceramic filter allows to achieve high absorption efficiency. Specifically designed for selected kits suitable for Galileo extractor hob in filtering version. It is possible to regenerate the filter in the oven at 200° every 2-3 months.





# ASPIRATION HOB

GALILEO 60	87
GALILEO BOLD	79
GALILEO GLASS	63
GALILEO LINEAR	83
GALILEO NG	67
GALILEO SLIM	91
GALILEO SMART	75
GALILEO STRIPES	71







# GALILEO

UNEXPECTED COMBINATIONS

COMPLEMENT EACH OTHER BEST



SPACE SAVING



## SAVE SPACE

It allows for enough space to install a space saving cutlery drawer underneath the hob.



TOUCHSLIDER



## EASY TO USE

Touch slider commands are extremely simple and quick.



FLEXI  
ZONE



## FREE YOUR CREATIVITY

Cooking zones can be activated in combined mode to use them at the same power level, allowing for larger pots usage.



WATERPROOF



## MAXIMUM SAFETY IN THE KITCHEN

Waterproof technology guarantees excellent performance in total safety even in the event of water spills: these won't interfere with the cooking and will be collected in a small compartment.




## USEFUL

The anti-grease filter has an excellent performance while also being the first barrier that can collect up to 0,5l of water spills. It is easily removable and washable in the dishwasher.



**THE MOST EFFICIENT.**

It represents the highest level of aesthetic perfection as the result of a product combination integrating hob and hood while ensuring great performances.

**THE MOST EFFECTIVE.**

Thanks to careful fluid dynamics studies, Galileo is characterised by a high pick-up capacity of up to 9.97 metres per second. Within minutes, even the most persistent cooking vapours and odours are eliminated.





NEW

## GALILEO STRIPES

Featuring a powerful 600 m<sup>3</sup>/h extractor and energy efficiency class A+, this model combines powerful performance with eye catching design.

Featuring two flexi zones for seamless culinary exploration.

# GALILEO RANGE

## THE WHOLE RANGE WITH A SINGLE LOOK.



## GALILEO GLASS

Attention to detail in the finishes, glossy glass controls and matt glass cooking area, with new grille featuring central glass detail to lend consistency to the overall design.

NEW

## GALILEO BOLD

Make a bold statement in your kitchen. Boasting a robust 630 m<sup>3</sup>/h extractor and energy efficiency class A+, this model seamlessly merges power with elegance.



A+++  
ENERGY

## GALILEO NG

Class A+++ extractor hob, unique on the market. Cast-iron grille featuring iconic Faber design. Practical, dynamic touch slider controls.





NEW

**GALILEO LINEAR**

With a timelessly elegant vertical stainless steel grid and energy efficiency class A+ with 600 m<sup>3</sup>/h at boost speed, this model is a harmonious blend of sophistication and performance. Redefine your cooking space with enduring style.

**GALILEO SMART**

(Class A++) extractor hob.  
Cast-iron grille featuring iconic  
Faber design. The mid-range option.

NEW

**GALILEO SLIM**

Sleek and powerful with a compact design, a potent 630 m<sup>3</sup>/h extractor and energy efficiency class A+, this model sets a new standard for enduring performance.

CHOOSE THE BEST ONE  
FOR YOUR NEEDS

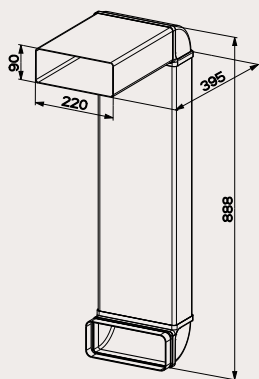
**GALILEO 60**

Its versatile and adapts to kitchens of limited dimensions while maintaining high quality and performance.

# GALILEO INSTALLATION KITS

The following kits are compatible with models:

Galileo Glass, Galileo NG, Galileo Smart e Galileo 60

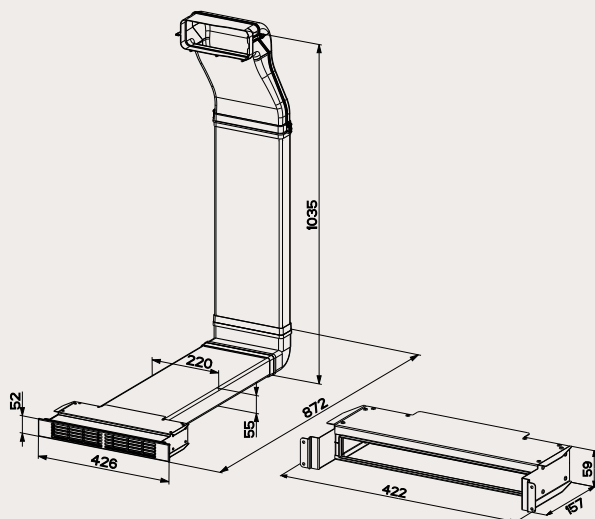


## DUCTING KIT SUITABLE FOR ALL GALILEO RANGE\*

### Ducting kit

cod. 112.0540.782

- 1 x flat duct, 200 x 90 x 300 mm
- 2 x vertical 90° bends, 220 x 90 mm
- 1 x flat duct, 200 x 90 x 700 mm
- 1 x duct adapter

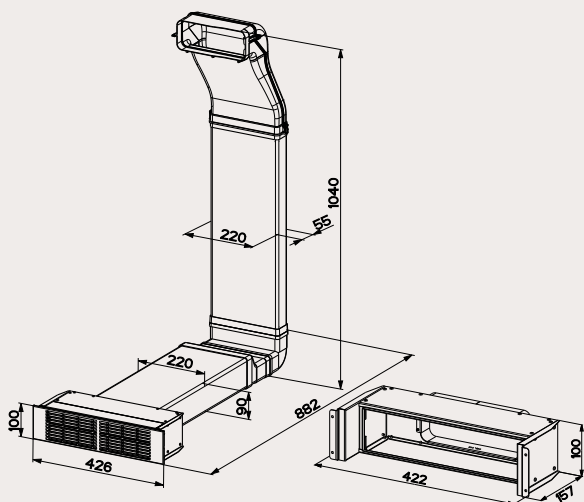


## KIT GALILEO 60\*

### Recycling kit H60

cod. 112.0626.656

- 2 x vertical flanges (rear and front) for connection to the motor
- 1 x flange with seal, 220 x 55 mm
- 2 x flat ducts, 220 x 55 x 60 mm
- 1 x vertical 90° bend, 220 x 55 mm
- Recycling kit H60



## KIT GALILEO 60\*

### Recycling Kit H100

cod. 112.0626.657

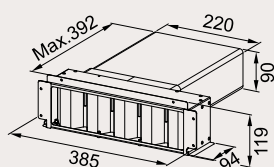
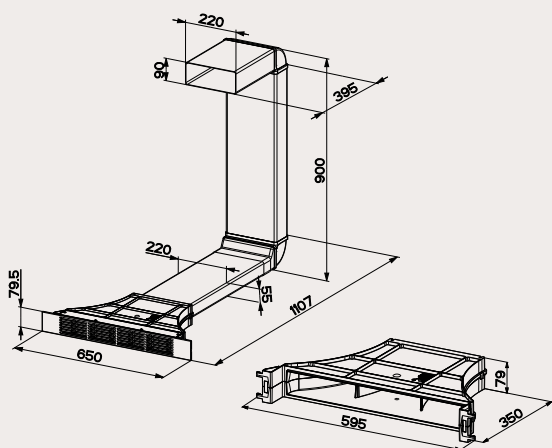
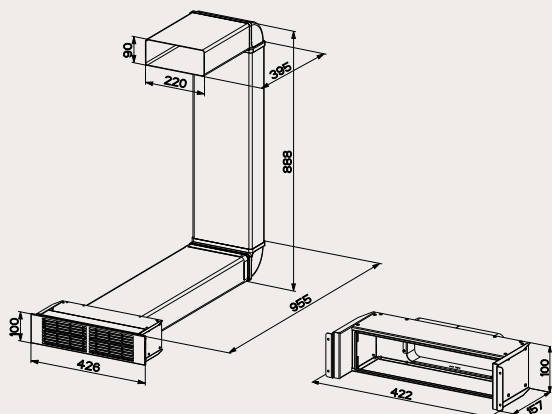
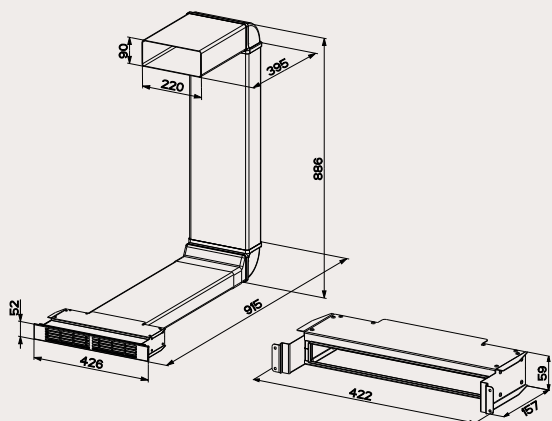
- 2 x vertical flanges (rear and front) for connection to the motor
- 1 x flange with seal, 220 x 55 mm
- 1 flat duct, 220 x 55 x 60 mm
- 1 x vertical 90° bend, 220 x 55 mm
- 1 x flat reducer, 90-55 mm
- 1 x flat duct connector, 200 x 90 mm
- 1 x flat duct, 220 x 90 x 500 mm
- Recycling Kit H100

\* Maximum dimensions of each kit should be adapted according to specific installation requirements, as outlined in the instruction manual available at [www.faberspa.com](http://www.faberspa.com)



## VENTING HOBS.

To install Galileo venting hobs, you will need to buy the relevant installation kit. Different kits are available, depending on your desired model and configuration, suction or filter. The details of each individual kit, with the components included in the packaging, are outlined below.



### KIT GALILEO 80\*

#### Recycling kit H60 cod. 112.0540.730

- 1 x flat duct, 200 x 90 x 300 mm
- 2 x vertical 90° bends, 220 x 90 mm
- 1 x flat duct, 200 x 90 x 700 mm
- 1 x flat reducer, 90-55 mm
- 1 flat duct, 220 x 55 x 60 mm
- Recycling kit H60

### KIT GALILEO 80\*

#### Recycling kit H100 cod. 112.0540.781

- 1 x flat duct, 200 x 90 x 300 mm
- 2 x vertical 90° bends, 220 x 90 mm
- 2 x flat ducts, 200 x 90 x 700 mm
- Recycling kit H100

### KIT GALILEO 80\*

#### Long lasting Recycling Kit H80 cod. 112.0605.735

- 1 x flat duct, 200 x 90 x 300 mm
- 2 x vertical 90° bends, 220 x 90 mm
- 1 x flat duct, 200 x 90 x 700 mm
- 1 x flat reducer, 90-55 mm
- 1 flat duct, 220 x 55 x 60 mm
- LL H80 kit

### REAR FILTER KIT SUITABLE FOR ALL GALILEO RANGE\*

#### Recycling Rear Filter cod. 112.0685.046

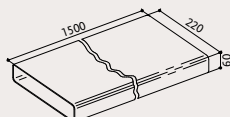
- 1 x flat duct, 200 x 90 x 300 mm
- 2 x filter support
- 1 charcoal filter H96 mm

# GALILEO

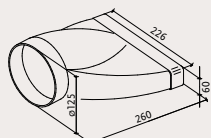
## AIR-DUCT SYSTEM OR EQUIVALENT

The following kits are compatible with models:: Galileo Glass, Galileo NG, Galileo Smart e Galileo 60

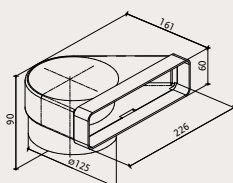
**FLAT DUCT TR 1500 220X55X1500 MM** cod. 112.0157.294



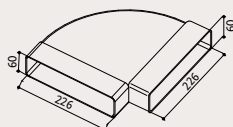
**ROUND TO RECTANGULAR ADAPTER** cod. 112.0157.296



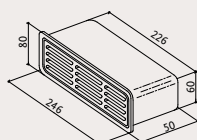
**VERTICAL 90° ELBOW BEND** cod. 112.0157.298



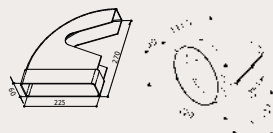
**HORIZONTAL 90° BEND** cod. 112.0157.300



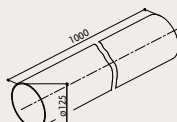
**RECTANGULAR LOUVRED GRILLE** cod. 112.0157.304



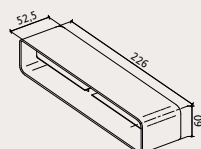
**HORIZONTAL 90° ELBOW BEND** cod. 112.0157.306



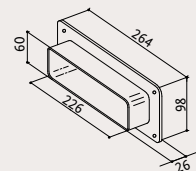
**ROUND PIPE TC 1000** cod. 112.0157.308



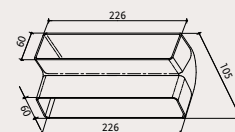
**FLAT DUCT CONNECTOR** cod. 112.0157.295



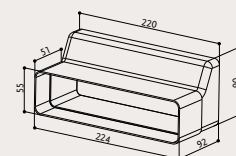
**WALL CONNECTOR** cod. 112.0157.297



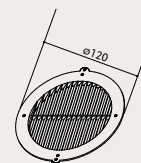
**VERTICAL 90° BEND** cod. 112.0157.299



**RECTANGULAR REDUCTION FITTING 60 MM** cod. 112.0557.017

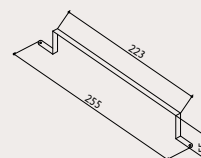


**ROUND LOUVRED GRILLE Ø 125 MM** cod. 112.0157.303

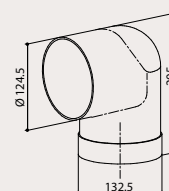


**BRACKET** cod. 112.0157.305

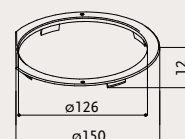
Rectangular clamping  
bracket



**RIGHT ANGLE BEND 90° Ø 125 MM** cod. 112.0157.307



**FLANGE** cod. 112.0157.309



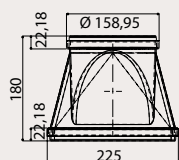
NOTE: Minimum order 10 pieces per code (or multiples of 10)



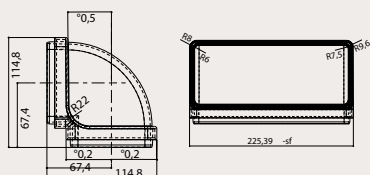
**FLAT DUCT TR 1200 220X90 MM** cod. 112.0459.427



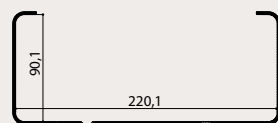
**ROUND TO RECTANGULAR ADAPTER 220X90 MM** cod. 112.0459.429



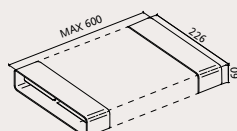
**VERTICAL 90° BEND 220X90 MM** cod. 112.0459.453



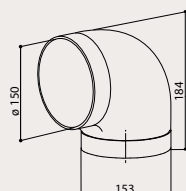
**BRACKET 220X90 MM** cod. 112.0459.456



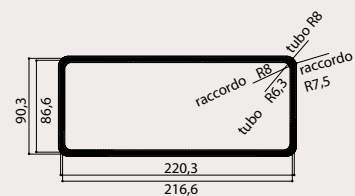
**FLEXIBLE CONNECTOR RF 600** cod. 112.0280.685



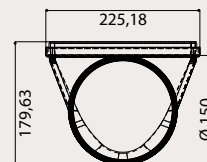
**RIGHT ANGLE BEND 90° Ø 150 MM** cod. 112.0253.688



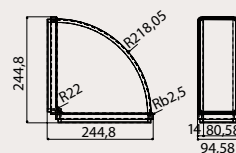
**FLAT DUCT CONNECTOR 220X90 MM** cod. 112.0459.428



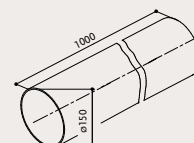
**90° ELBOW BEND 220X90 MM** cod. 112.0459.451



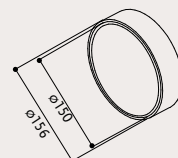
**HORIZONTAL 90° BEND 220X90 MM** cod. 112.0459.455



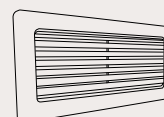
**ROUND PIPE TC 1000 Ø 150 MM** cod. 112.0253.681



**ROUND CONNECTOR Ø 150 MM** cod. 112.0253.690



**PIPE GRID 220X90** cod. 112.0605.516



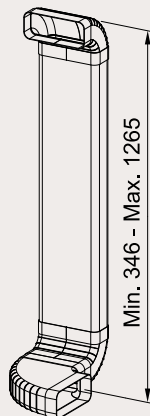
# GALILEO

## INSTALLATION KITS

The following kits are compatible with models: **Galileo Glass, Galileo NG, Galileo Smart e Galileo 60**

To install the new Galileo aspiration hobs in ducted mode, it is necessary to purchase the corresponding installation kit. For the recirculation mode, a kit with rear outlet is already supplied as standard, but it is also possible to proceed with installation with air outlet from the plinth by purchasing the corresponding installation kit.

Below are the details of each individual kit with the components supplied in the installation kits.

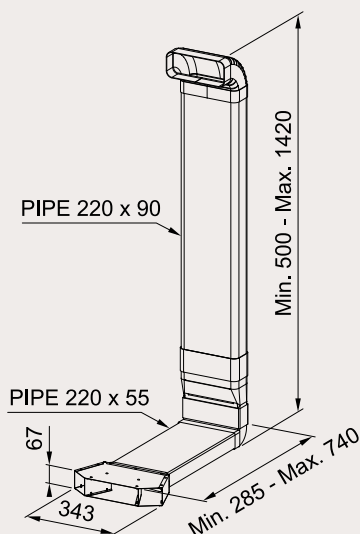


### DUCTING KIT

#### PLINTH AIR OUTLET

cod. 112.0711.356

- 1 190° bend
- 2 90° bend
- 1 rectangular pipe 220x90x1000
- 1 horizontal 90° bend
- 1 adhesive tape

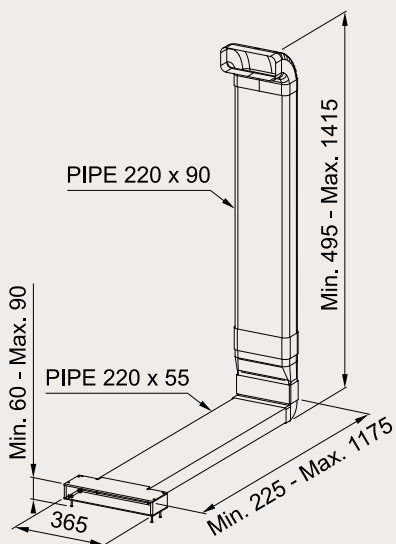


### RECYCLING KIT

#### RECYCLING VERSION INSTALLATION / PLINTH H70

cod. 112.0711.987

- 1 190° bend 220x90
- 1 air diffuser connector 220x55
- 1 90° bend 220x90
- 1 rectangular pipe 220x90x1000
- 1 rectangular pipe connector 220x90
- 1 adhesive tape
- 1 rectangular pipe 220x55x1000
- 1 90° bend 220x55
- 1 rectangular pipes connector 220x55
- 1 rectangular pipes connector 90-55
- 1 air diffuser element



### RECYCLING KIT

#### RECYCLING VERSION INSTALLATION / PLINTH H60

cod. 112.0711.988

- 1 90° bend 220x90
- 1 90° bend 220x90
- 1 rectangular pipe 220x90x1000
- 1 rectangular pipe connector 220x90
- 1 rectangular pipe connector 90-55
- 1 rectangular pipe connector 220x55
- 1 bend 220x55
- 1 rectangular pipe 220x55x1000
- 1 air diffuser element
- 1 adhesive tape





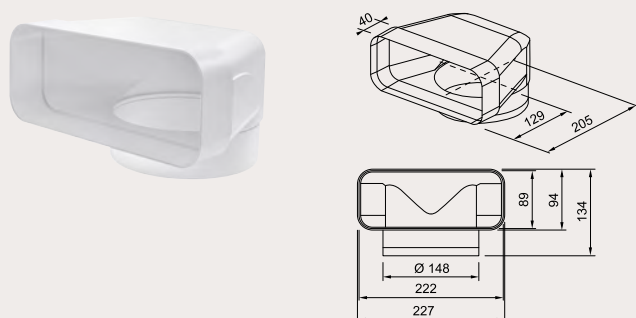
# GALILEO

## AIR-DUCT SYSTEM OR EQUIVALENT

The following kits are compatible with duction models:  
Galileo Stripes, Galileo Bold, Galileo Linear e Galileo Slim

cod. 112.0711.855

Deflector 90°



cod. 112.0711.852

Pipe 150 vertical 90° bend



cod. 112.0711.856

Round tube Ø150 L=500 mm



cod. 112.0711.904

Pipe end



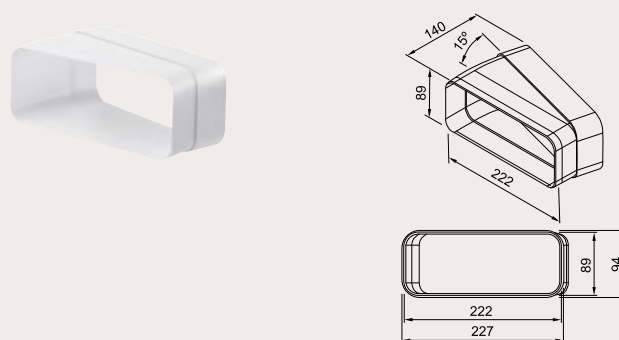
cod. 112.0711.858

Round tube Ø150 L=1000 mm



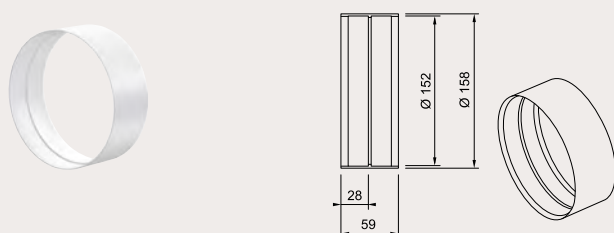
cod. 112.0711.908

Horizontal 15° bend pipe



cod. 112.0711.860

Connector for round tube



cod. 112.0711.853

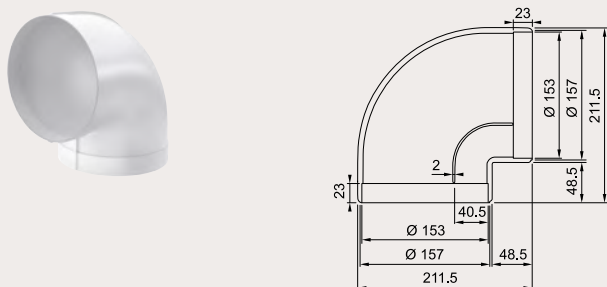
90° bend connector





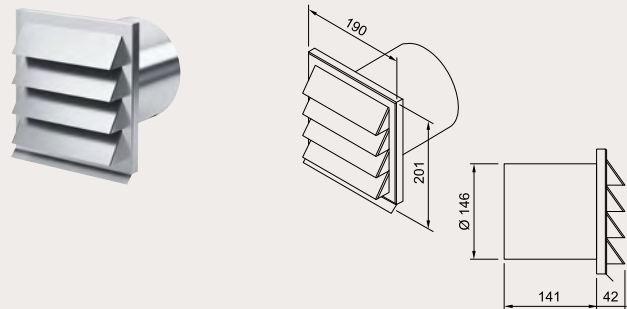
cod. 112.0711.901

90° bend for round pipe 150



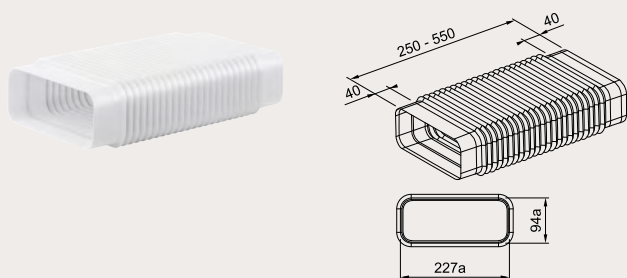
cod. 112.0711.905

External outlet for round pipe with grid



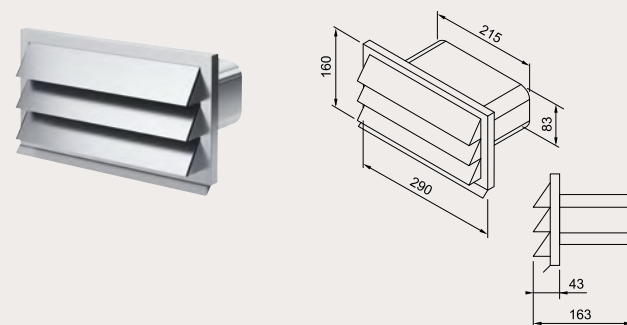
cod. 112.0711.902

System pipe bend 150



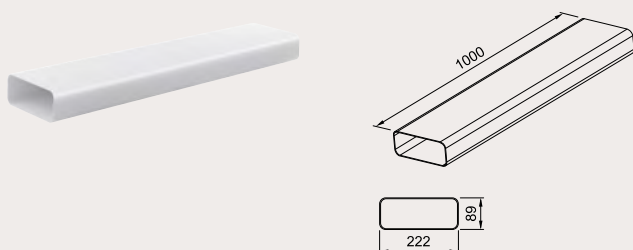
cod. 112.0711.906

External outlet for rectangular pipe with grid




cod. 112.0711.854

Deflector 90°



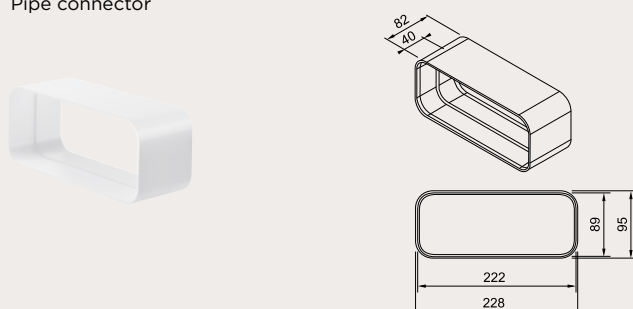
cod. 112.0711.909

PVC tape



cod. 112.0711.903

Pipe connector





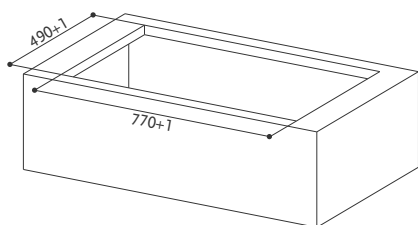




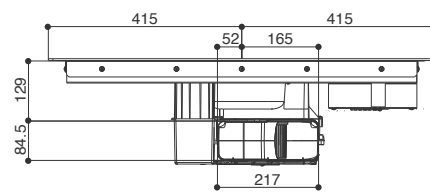
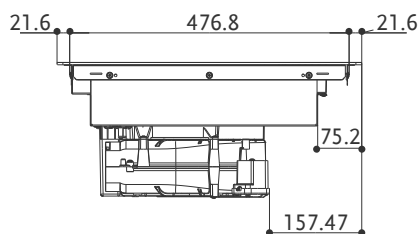
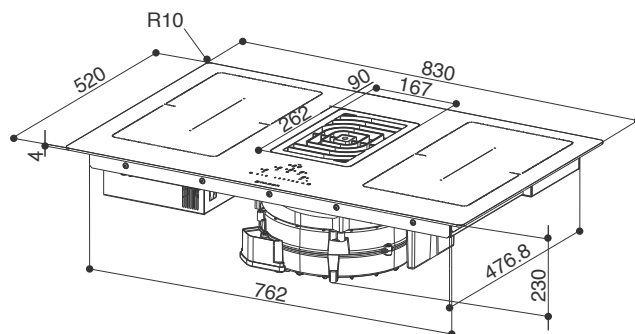
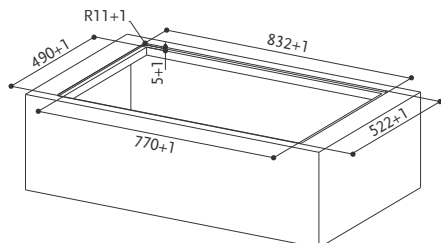


**GALILEO CAN FIT IN 60/70 CM DEEP WORKTOP**

**STANDARD INSTALLATION**



**FLUSH FIT INSTALLATION**



**ALWAYS COMBINE TO HOB EXTRACTOR 1 OF THE 3 INSTALLATION KIT:**

**Ducting**

cod.112.0540.782



Rear ducting version  
installation



Lateral ducting version  
installation

**Recycling**

cod. 112.0540.730 60 - 80 mm height skirting board  
cod. 112.0540.781 100 mm height skirting board  
cod. 112.0685.046 Rear filtering kit



Front recycling version installation 60H and H100



# GALILEO GLASS

GALILEO HE BK GLASS NG A83 cod. 340.0679.890



(filtering version)



FEATURES HOOD	PERFORMANCE HOOD						
<b>Finish</b>	<b>Speed</b>	1	2	3	8	INT	BOOST
• Black matt glass / Design glass grid	<b>Air capacity IEC point</b>	230	270	320	470	510	620
<b>Controls</b>	<b>Pressure</b>	300	430	620	650	660	650
Touch slider	<b>Input</b>	50	30	60	130	170	220
<b>Grease filter</b>	<b>Noise level</b>	51	56	60	67	69	73
Cassettes dishwasher safe							
<b>Ø of air outlet</b>							
220x90 mm							
<b>Energy class</b>							
A+							
<b>Suction speed</b>							
6.6 m/s							



FEATURES INDUCTION HOB	FUNCTIONS INDUCTION HOB	
<b>Finish</b>	<b>Flexi zones</b>	2
• Black glass	<b>Power setting (stages)</b>	9
<b>Product dimensions LxW (mm)</b>	<b>Timer min-max</b>	1-59 min.
830x520	<b>Booster (P)</b>	Yes
<b>Induction zone</b>	<b>Auto switch off</b>	Yes
4	<b>Over temperature protection</b>	Yes
2100-3700 W single	<b>Over current or voltage abnormality protection</b>	Yes
4200-7400 W flexi	<b>Container detection system</b>	Yes
<b>Induction zone dimensions (mm)</b>	<b>Automatic shutdown protection</b>	Yes
230x210 single	<b>Power On indicator</b>	Yes
460x210 flexi	<b>Childlock</b>	Yes
<b>Controls</b>		
Touch slider		
<b>Power (W)</b>		
7400		
<b>Voltage (V)</b>		
220-240		
<b>Frequency (HZ)</b>		
50/60		



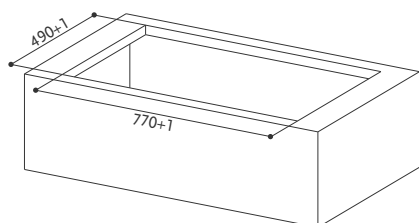




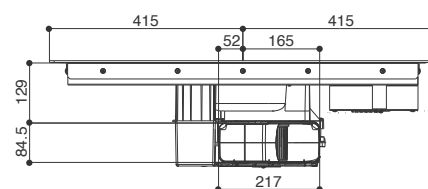
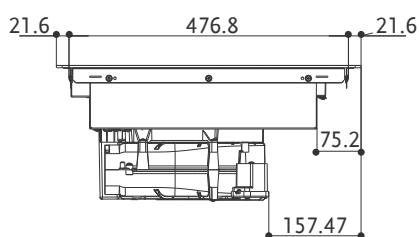
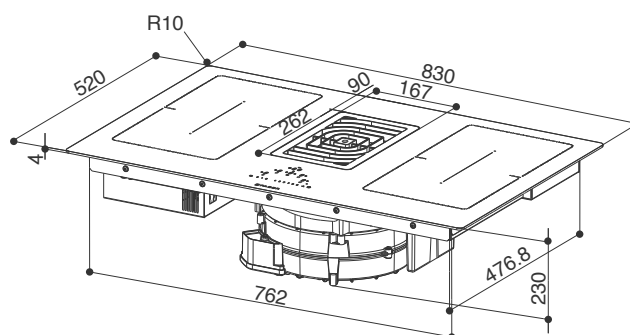
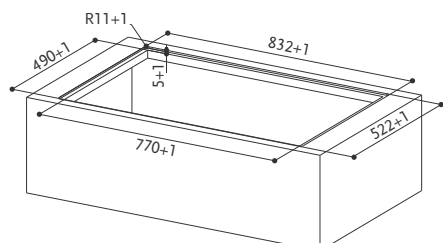


**GALILEO CAN FIT IN 60/70 CM DEEP WORKTOP**

#### STANDARD INSTALLATION



#### FLUSH FIT INSTALLATION



**ALWAYS COMBINE TO HOB EXTRACTOR 1 OF THE 3 INSTALLATION KIT:**

#### Ducting

cod.112.0540.782



Rear ducting version installation



Lateral ducting version installation

#### Recycling

cod. 112.0540.730 60 - 80 mm height skirting board  
cod. 112.0540.781 100 mm height skirting board  
cod. 112.0685.046 Rear filtering kit



Front recycling version installation 60H and H100



# GALILEO

GALILEO BK GLASS NG A830 cod. 340.0594.624



Discover the product video  
on our YouTube channel



(versione filtrante)



FEATURES HOOD	PERFORMANCE HOOD						
<b>Finish</b>	<b>Speed</b>	1	2	3	8	INT	BOOST
• Black glass / Cast iron grid	<b>Air capacity IEC point</b>	245	285	350	505	550	700
<b>Controls</b>	<b>Pressure</b>	290	370	525	550	555	560
Touch slider	<b>Input</b>	35	45	65	130	140	220
<b>Grease filter</b>	<b>Noise level</b>	51	55	57	65	66	72
Cassettes dishwasher safe							
<b>Ø of air outlet</b>							
220x90 mm							
<b>Energy class</b>							
A+++							
<b>Suction speed</b>							
6.6 m/s							



FEATURES INDUCTION HOB	FUNCTIONS INDUCTION HOB	
<b>Finish</b>	<b>Flexi zones</b>	2
• Black glass	<b>Power setting (stages)</b>	9
<b>Product dimensions LxW (mm)</b>	<b>Timer min-max</b>	1-59 min.
830x520	<b>Booster (P)</b>	Yes
<b>Induction zone</b>	<b>Auto switch off</b>	Yes
4	<b>Over temperature protection</b>	Yes
2100-3700 W single	<b>Over current or voltage abnormality protection</b>	Yes
4200-7400 W flexi	<b>Container detection system</b>	Yes
<b>Induction zone dimensions (mm)</b>	<b>Automatic shutdown protection</b>	Yes
230x210 single	<b>Power On indicator</b>	Yes
460x210 flexi	<b>Childlock</b>	Yes
<b>Controls</b>		
Touch slider		
<b>Power (W)</b>		
7400		
<b>Voltage (V)</b>		
220-240		
<b>Frequency (HZ)</b>		
50/60		



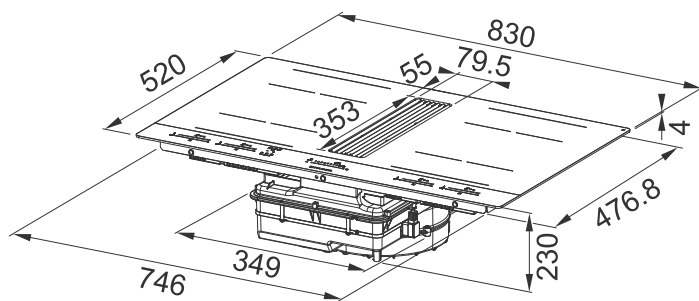
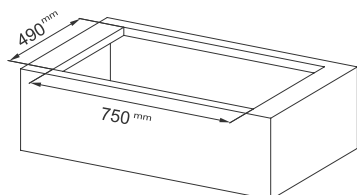




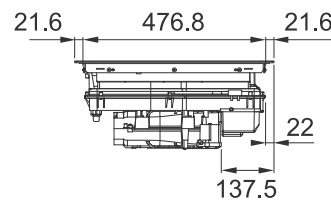
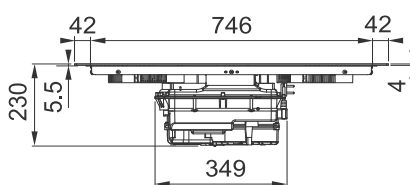
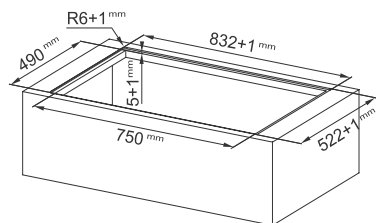


**GALILEO CAN FIT IN 60/70 CM DEEP WORKTOP**

#### STANDARD INSTALLATION



#### FLUSH FIT INSTALLATION



#### INSTALLATION KITS:

##### Ducting



Lateral ducting version  
installation  
**cod. 112.0711.356**

##### Recycling



Rear ducting version installation  
included in the recycling version  
cod. 340.0708.969



Front recycling version  
installation/ plinth min. 60H  
**cod. 112.0711.988**




Lateral recycling version  
installation/ plinth min. 70H  
**cod. 112.0711.987**



# GALILEO STRIPES

**GALILEO STRIPES A830** cod. 340.0708.968 - ducting version  
**GALILEO STRIPES F830** cod. 340.0708.969 - recycling version



(filtering version)



FEATURES HOOD	PERFORMANCE HOOD
<b>Finish</b> • Black grid with stainless steel strips	<b>Speed</b> 1    9    BOOST
<b>Controls</b> Touch slider white digits	<b>Air capacity IEC point</b> 210    450    600
<b>Grease filter</b> Cassettes dishwasher safe	<b>Pressure</b> 270    640    670
<b>Ø of air outlet</b> 220x90 mm	<b>Input</b> 60    170    220
<b>Energy class</b> A+	<b>Noise level</b> 49    67    72
<b>Suction speed</b> 9,97 m/s	



FEATURES INDUCTION HOB	FUNCTIONS INDUCTION HOB
<b>Finish</b> • Black glass / Matt Black glass	<b>Flexi zones</b> 2
<b>Product dimensions LxW (mm)</b> 830x520	<b>Power setting (stages)</b> 9
<b>Induction zone</b> 4 octagonal: 210x190 mm (2100W - Boost 3000W)	<b>Timer min-max</b> 1-59 min.
<b>Induction zone dimensions (mm)</b> 210x190 single 380x210 flexi	<b>Booster (P)</b> Yes
<b>Controls</b> Touch slider white digits	<b>Auto switch off</b> Yes
<b>Power (W)</b> 7400	<b>Over temperature protection</b> Yes
<b>Voltage (V)</b> 220-240	<b>Over current or voltage abnormality protection</b> Yes
<b>Frequency (HZ)</b> 50/60	<b>Container detection system</b> Yes
	<b>Automatic shutdown protection</b> Yes
	<b>Power On indicator</b> Yes
	<b>Childlock</b> Yes
	<b>Power management</b> Yes

## ADJUSTABLE ABSORPTION SETTING ON 4 POWER LEVELS (KW)

- 2,8    • 4,5
- 3,5    • 7,4







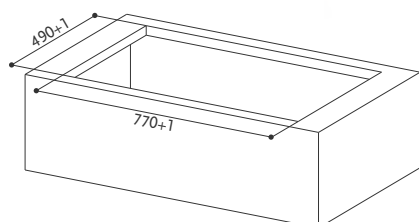




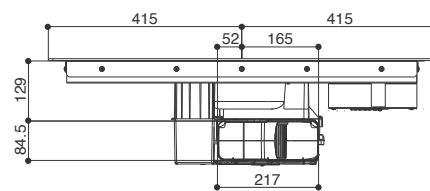
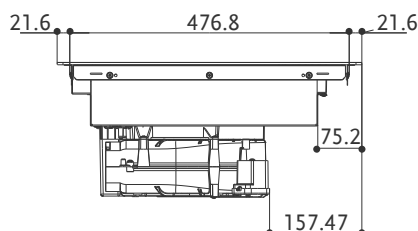
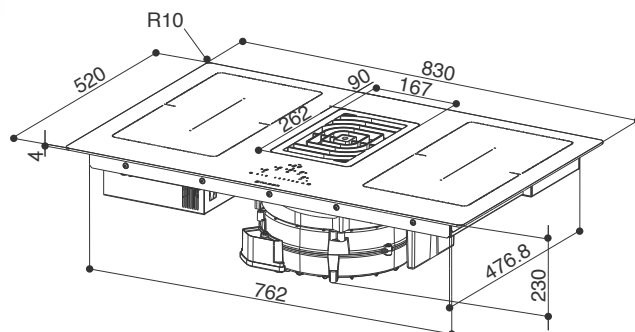
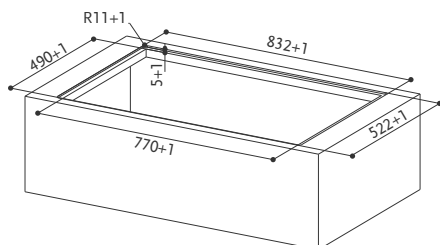


**GALILEO CAN FIT IN 60/70 CM DEEP WORKTOP**

#### STANDARD INSTALLATION



#### FLUSH FIT INSTALLATION



**ALWAYS COMBINE TO GALILEO SMART BK cod. 340.0577.694  
1 OF THE 3 INSTALLATION KIT:**

#### Ducting

cod.112.0540.782



Rear ducting version  
installation



Lateral ducting version  
installation

#### Recycling

cod. 112.0540.730 - 60 - 80 mm height plinth  
cod. 112.0540.781 - 100 mm height plinth  
cod. 112.0685.046 - Rear filtering kit



Front recycling version installation  
60H and H100

**GALILEO SMART BK F830 +  
KIT LL H80 cod. 340.0605.734  
INCLUDES LONG LASTING  
FILTERING KIT**



Front recycling version  
installation H80

More specifications in the accessory pages.



# GALILEO SMART

**GALILEO SMART BK F830 + KIT LL H80** cod. 340.0605.734 (integrated recycling kit)

**GALILEO SMART BK GLASS A830** cod. 340.0577.694



(versione filtrante)



FEATURES HOOD	PERFORMANCE HOOD
<b>Finish</b> • Black glass / Cast iron grid	<b>Speed</b> 1   2   3   8   INT   BOOST
<b>Controls</b> Touch control	<b>Air capacity IEC point</b> 245   285   350   505   550   700
<b>Grease filter</b> Cassettes dishwasher safe	<b>Pressure</b> 290   370   525   550   555   560
<b>Ø of air outlet</b> 220x90 mm	<b>Input</b> 35   45   65   130   140   220
<b>Energy class</b> A++	<b>Noise level</b> 51   55   57   65   66   72
<b>Suction speed</b> 6.6 m/s	



FEATURES INDUCTION HOB	FUNCTIONS INDUCTION HOB
<b>Finish</b> • Black glass	<b>Flexi zones</b> 2
<b>Product dimensions LxW (mm)</b> 830x520	<b>Power setting (stages)</b> 9
<b>Induction zone</b> 4 2100-3000 W single 3000-3700 W flexi	<b>Timer min-max</b> 1-59 min.
<b>Induction zone dimensions (mm)</b> 210x190 single 210x390 flexi	<b>Booster (P)</b> Yes
<b>Controls</b> Touch control	<b>Auto switch off</b> Yes
<b>Power (W)</b> 7400	<b>Over temperature protection</b> Yes
<b>Voltage (V)</b> 220-240	<b>Over current or voltage abnormality protection</b> Yes
<b>Frequency (HZ)</b> 50/60	<b>Container detection system</b> Yes
	<b>Automatic shutdown protection</b> Yes
	<b>Power On indicator</b> Yes
	<b>Childlock</b> Yes
	<b>Power management</b> Yes

## ADJUSTABLE ABSORPTION SETTING ON 4 POWER LEVELS (KW)

- 2,8   • 4,5
- 3,5   • 7,4



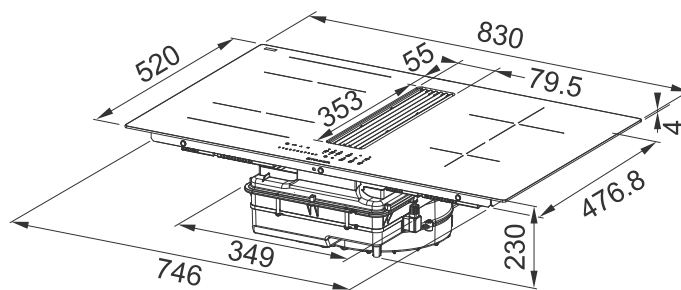
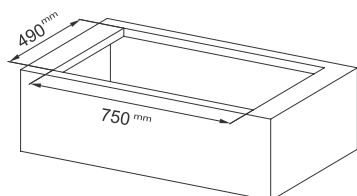




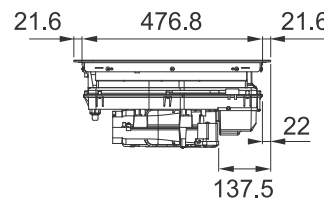
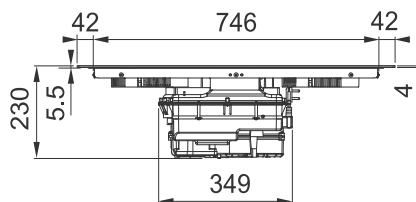
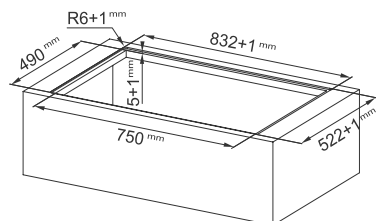


**GALILEO CAN FIT IN 60/70 CM DEEP WORKTOP**

#### STANDARD INSTALLATION



#### FLUSH FIT INSTALLATION



#### INSTALLATION KITS:

##### Ducting



Lateral ducting version installation  
**cod. 112.0711.356**

##### Recycling



Rear ducting version installation  
included in the recycling version  
cod. 340.0708.971



Front recycling version installation/ plinth min. 60H  
**cod. 112.0711.988**



Lateral recycling version installation/ plinth min. 70H  
**cod. 112.0711.987**



# GALILEO BOLD

**GALILEO BOLD A830** cod. 340.0708.973 - ducting version  
**GALILEO BOLD F830** cod. 340.0708.971 - recycling version



(versione filtrante)



FEATURES HOOD	PERFORMANCE HOOD
<b>Finish</b> • Steel grid	<b>Speed</b> 1    9    BOOST
<b>Controls</b> Touch slider red digits	<b>Air capacity IEC point</b> 230   500   630
<b>Grease filter</b> Cassettes dishwasher safe	<b>Pressure</b> 280   620   630
<b>Ø of air outlet</b> 220x90 mm	<b>Input</b> 40    170   220
<b>Energy class</b> A+	<b>Noise level</b> 49   68   73
<b>Suction speed</b> 9,10 m/s	



FEATURES INDUCTION HOB	FUNCTIONS INDUCTION HOB
<b>Finish</b> • Black glass	<b>Flexi zones</b> 2
<b>Product dimensions LxW (mm)</b> 830x520	<b>Power setting (stages)</b> 9
<b>Induction zone</b> 4 octagonal: 210x190 mm (2100W - Boost 3000W)	<b>Timer min-max</b> 1-59 min.
<b>Induction zone dimensions (mm)</b> 210x190 single 380x210 flexi	<b>Booster (P)</b> Yes
<b>Controls</b> Touch slider red digits	<b>Auto switch off</b> Yes
<b>Power (W)</b> 7400	<b>Over temperature protection</b> Yes
<b>Voltage (V)</b> 220-240	<b>Over current or voltage abnormality protection</b> Yes
<b>Frequency (HZ)</b> 50/60	<b>Container detection system</b> Yes
	<b>Automatic shutdown protection</b> Yes
	<b>Power On indicator</b> Yes
	<b>Childlock</b> Yes
	<b>Power management</b> Yes

## ADJUSTABLE ABSORPTION SETTING ON 4 POWER LEVELS (KW)

- 2,8    • 4,5
- 3,5    • 7,4



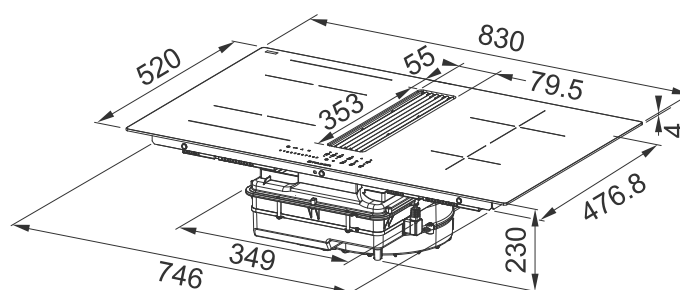
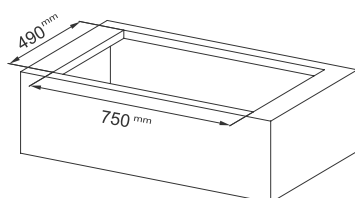




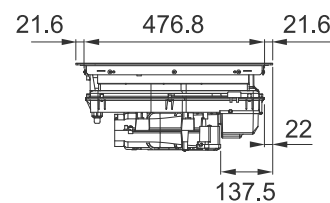
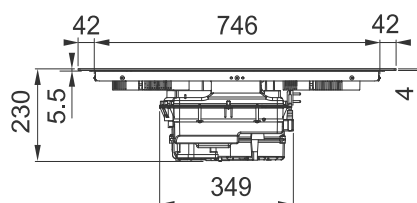
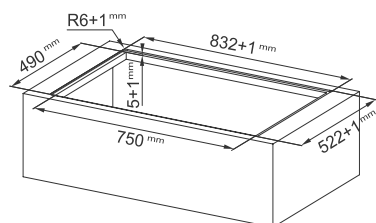


GALILEO CAN FIT IN 60/70 CM DEEP WORKTOP

#### STANDARD INSTALLATION



#### FLUSH FIT INSTALLATION



#### INSTALLATION KITS:

##### Ducting



Lateral ducting version installation  
**cod. 112.0711.356**

##### Recycling



Rear ducting version installation  
included in the recycling version cod.  
340.0708.970



Front recycling version installation/ plinth min.. 60H  
**cod. 112.0711.988**



Lateral recycling version installation/ plinth min. 70H  
**cod. 112.0711.987**



# GALILEO LINEAR

**GALILEO LINEAR A830** cod. 340.0708.972 - ducting version  
**GALILEO LINEAR F830** cod. 340.0708.970 - recycling version



(versione filtrante)



FEATURES HOOD	PERFORMANCE HOOD
<b>Finish</b> • Black grid	<b>Speed</b> 1    9    BOOST
<b>Controls</b> Touch slider red digits	<b>Air capacity IEC point</b> 210    450    600
<b>Grease filter</b> Cassettes dishwasher safe	<b>Pressure</b> 270    640    670
<b>Ø of air outlet</b> 220x90 mm	<b>Input</b> 50    170    220
<b>Energy class</b> A+	<b>Noise level</b> 49    67    72
<b>Suction speed</b> 9,96 m/s	



FEATURES INDUCTION HOB	FUNCTIONS INDUCTION HOB
<b>Finish</b> • Black glass	<b>Flexi zones</b> 2
<b>Product dimensions LxW (mm)</b> 830x520	<b>Power setting (stages)</b> 9
<b>Induction zone</b> 4 2 octagonal 210x190 mm (2100W: Boost 3000W) 1 rounded Ø200 (2300W: Boost 3000W) 1 rounded Ø145 (1400: Boost 1850W)	<b>Timer min-max</b> 1-59 min.
<b>Induction zone dimensions (mm)</b> 210x190 single 380x210 flexi	<b>Booster (P)</b> Yes
<b>Controls</b> Touch slider red digits	<b>Auto switch off</b> Yes
<b>Power (W)</b> 7400	<b>Over temperature protection</b> Yes
<b>Voltage (V)</b> 220-240	<b>Over current or voltage abnormality protection</b> Yes
<b>Frequency (HZ)</b> 50/60	<b>Container detection system</b> Yes
	<b>Automatic shutdown protection</b> Yes
	<b>Power On indicator</b> Yes
	<b>Childlock</b> Yes
	<b>Power management</b> Yes

## ADJUSTABLE ABSORPTION SETTING ON 4 POWER LEVELS (KW)

- 2,8    • 4,5
- 3,5    • 7,4

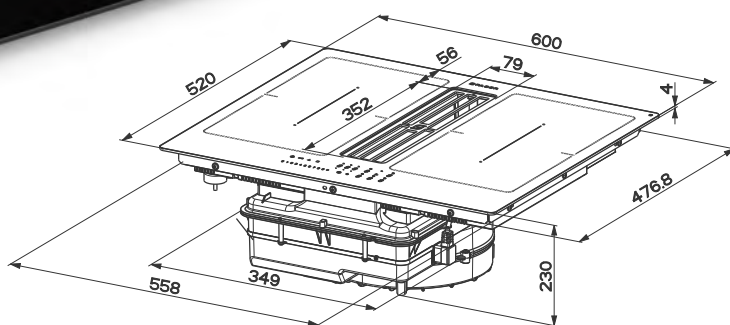




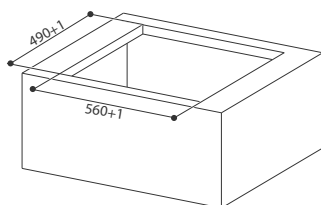




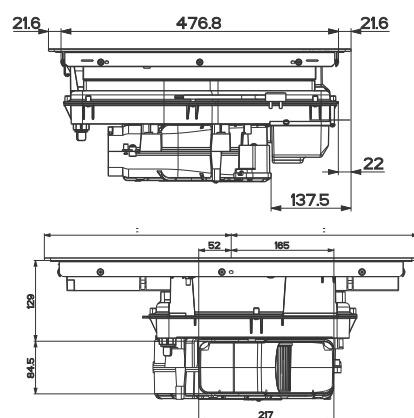
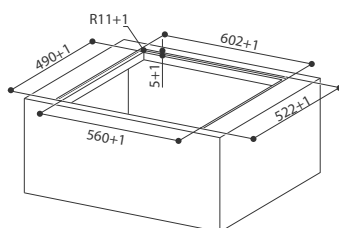
**GALILEO CAN FIT IN 60/70 CM DEEP WORKTOP**



**STANDARD INSTALLATION**



**FLUSH FIT INSTALLATION**



**ALWAYS COMBINE TO GALILEO SMART BK A600  
cod. 340.0627.227 1 OF THE 3 INSTALLATION KIT:**

#### Ducting

cod.112.0540.782



Rear ducting version  
installation



Lateral ducting version  
installation

#### Recycling

cod. 112.0626.657 - 100 mm height plinth  
cod. 112.0626.656 - 60-80 mm height plinth  
cod. 112.0685.046 - Rear filtering kit



Front recycling version installation  
60H and H100

**GALILEO SMART BK F600 + KIT  
LL H80 cod. 340.0627.228  
INCLUDES LONG LASTING  
FILTERING KIT**



Front recycling version installation  
H80

More specifications in the accessory pages.



# GALILEO 60

**GALILEO SMART BK F600 + KIT LL H80** cod. 340.0627.228 (integrated recycling kit)

**GALILEO SMART BK A600** cod. 340.0627.227



(versione filtrante)



FEATURES HOOD	PERFORMANCE HOOD										
<b>Finish</b>	<b>Speed</b>										
• Black glass / Steel grid		1	2	3	4	5	6	7	8	9	BOOST
<b>Controls</b>	<b>Air capacity IEC point</b>										
Touch control		230	270	310	350	380	451	440	470	500	630
<b>Grease filter</b>	<b>Pressure</b>										
Cassettes dishwasher safe		280	370	500	570	580	590	600	610	620	630
<b>Ø of air outlet</b>	<b>Input</b>										
220x55 mm		40	50	60	75	85	100	110	115	125	220
<b>Energy class</b>	<b>Noise level</b>										
A++		49	51	55	57	60	62	63	64	65	71
<b>Suction speed</b>											
8.8 m/s											



FEATURES INDUCTION HOB	FUNCTIONS INDUCTION HOB	
<b>Finish</b>	<b>Flexi zones</b>	2
• Black glass	<b>Power setting (stages)</b>	9
<b>Product dimensions LxW (mm)</b>	<b>Timer min-max</b>	1-59 min.
600x520	<b>Booster (P)</b>	Yes
<b>Induction zone</b>	<b>Auto switch off</b>	Yes
4	<b>Over temperature protection</b>	Yes
2100-3000 W single	<b>Over current or voltage abnormality protection</b>	Yes
3000-3700 W flexi	<b>Container detection system</b>	Yes
<b>Induction zone dimensions (mm)</b>	<b>Automatic shutdown protection</b>	Yes
210x190 single	<b>Power On indicator</b>	Yes
210x390 flexi	<b>Childlook</b>	Yes
<b>Controls</b>	<b>Power management</b>	Yes
Touch control		
<b>Max Power (W)</b>		
7400		
<b>Voltage (V)</b>		
220-240		
<b>Frequency (HZ)</b>		
50/60		

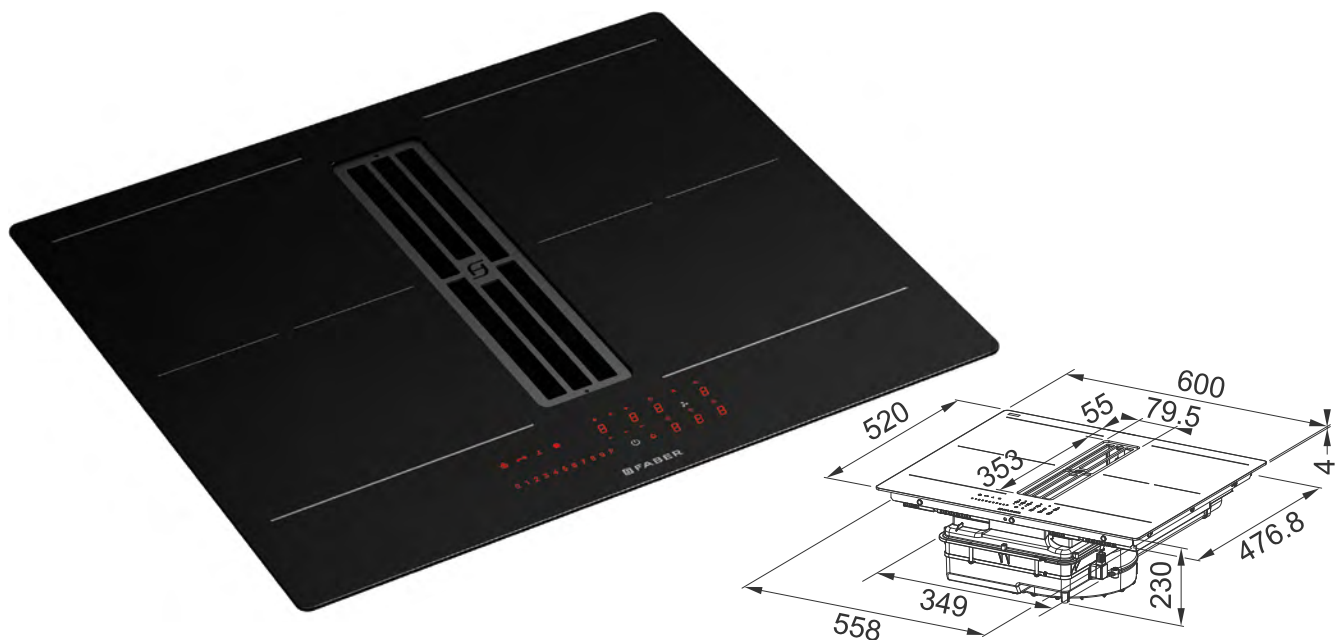
## ADJUSTABLE ABSORPTION SETTING ON 4 POWER LEVELS (KW)

- 2,8
- 4,5
- 3,5
- 7,4



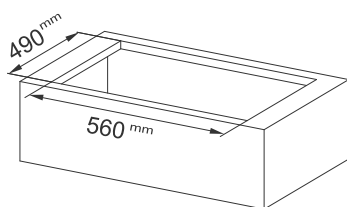




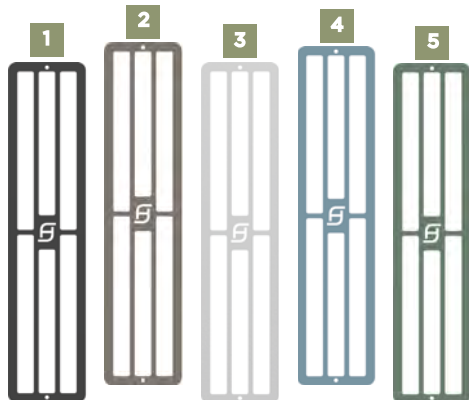
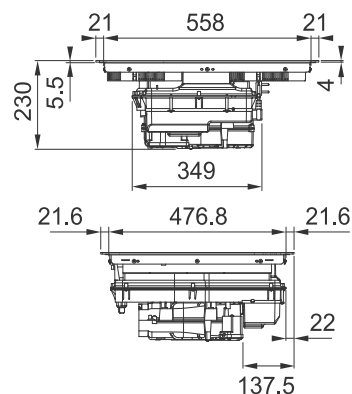
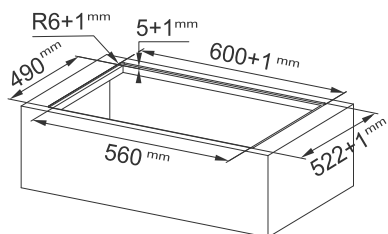


**GALILEO CAN FIT IN 60/70 CM DEEP WORKTOP**

STANDARD INSTALLATION



FLUSH FIT INSTALLATION



**In the Galileo Slim model, the black grid is always included. Additionally, you have the option to personalize further as the grid is available in five additional stunning colors.**

- 1** 112.0717.358 KIT GRID DARK GREY MATT
- 2** 112.0717.359 KIT GRID TITANIUM MATT
- 3** 112.0717.374 KIT GRID GREY ALUMINIUM MATT
- 4** 112.0717.360 KIT GRID DUSTY BLUE MATT
- 5** 112.0717.361 KIT GRID DUSTY GREEN MATT

#### INSTALLATION KITS:

##### Ducting



Lateral ducting version installation  
**cod. 112.0711.356**

##### Recycling



Rear ducting version installation  
included in the recycling version  
**cod. 340.0708.974**



Front recycling version installation/ plinth min. 60H  
**cod. 112.0711.988**



Lateral recycling version installation/ plinth min. 70H  
**cod. 112.0711.987**



# GALILEO SLIM

**GALILEO SLIM A600** cod. 340.0708.975 - ducting version  
**GALILEO SLIM F600** cod. 340.0708.974 - recycling version



(versione filtrante)



FEATURES HOOD	PERFORMANCE HOOD
<b>Finish</b> • Metal grid (5 different colour)	<b>Speed</b> 1    9    BOOST
<b>Controls</b> Touch slider red digits	<b>Air capacity IEC point</b> 230   500   630
<b>Grease filter</b> Cassettes dishwasher safe	<b>Pressure</b> 280   620   630
<b>Ø of air outlet</b> 220x55 mm	<b>Input</b> 40    170   220
<b>Energy class</b> A+	<b>Noise level</b> 49    68    73
<b>Suction speed</b> 9,10 m/s	



FEATURES INDUCTION HOB	FUNCTIONS INDUCTION HOB
<b>Finish</b> • Black glass	<b>Flexi zones</b> 2
<b>Product dimensions LxW (mm)</b> 600x520	<b>Power setting (stages)</b> 9
<b>Induction zone</b> 4 octagonal: 210x190 mm (2100W - Boost 3000W)	<b>Timer min-max</b> 1-59 min.
<b>Induction zone dimensions (mm)</b> 210x190 single 380x210 flexi	<b>Booster (P)</b> Yes
<b>Controls</b> Touch slider red digit	<b>Auto switch off</b> Yes
<b>Power (W)</b> 7400	<b>Over temperature protection</b> Yes
<b>Voltage (V)</b> 220-240	<b>Over current or voltage abnormality protection</b> Yes
<b>Frequency (HZ)</b> 50/60	<b>Container detection system</b> Yes
	<b>Automatic shutdown protection</b> Yes
	<b>Power On indicator</b> Yes
	<b>Childlook</b> Yes
	<b>Power management</b> Yes

## ADJUSTABLE ABSORPTION SETTING ON 4 POWER LEVELS (KW)

- 2,8    • 4,5
- 3,5    • 7,4





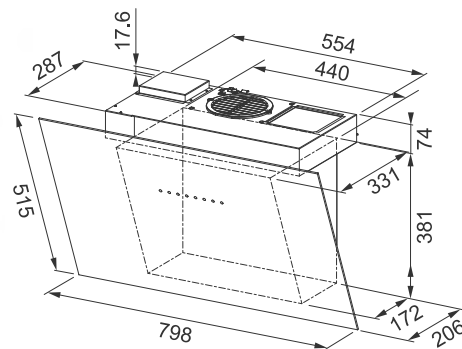
# AIR TREATMENT

AIR HUB CEILING	97
AIR HUB T-SHAPE	101
AIR HUB T-SHAPE GLASS	100
AIR HUB VERTICAL	96
BI-AIR	116
C-AIR	117
K-AIR	105
T-AIR	113
V-AIR	109









# AIR HUB VERTICAL

AIR HUB VERTICAL BK F80 cod. 330.0676.814

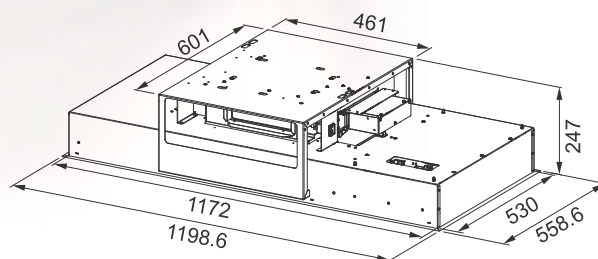


(optional)



FEATURES	PERFORMANCE	ACCESSORIES
<b>Finish</b> • Black glass	<b>Speed</b> 1 2 3 INT	<b>Cod. 112.0674.373</b> kit aspirante Air Hub Vertical
<b>Controls</b> Touch control	<b>Air capacity IEC point</b> 300 430 620 770	<b>Cod. 112.0157.240</b> F8 Charcoal filter
<b>Lighting</b> 2 LED Lights	<b>Pressure</b> 460 550 590 600	<b>Cod. 112.0158.127</b> FHP8 Charcoal filter High Performance
<b>Grease filter</b> Cassettes dishwasher safe	<b>Input</b> 150 200 240 250	<b>Cod. 112.0185.278</b> FLL8 Charcoal filter Long Lasting
<b>Ø of air outlet</b> 150 mm	<b>Noise level</b> 48 56 63 68	
<b>Width</b> 800 mm		
<b>Energy class</b> A+		





# AIR HUB CEILING

HEAVEN LIGHT PRO A120 X AH cod. 350.0680.092

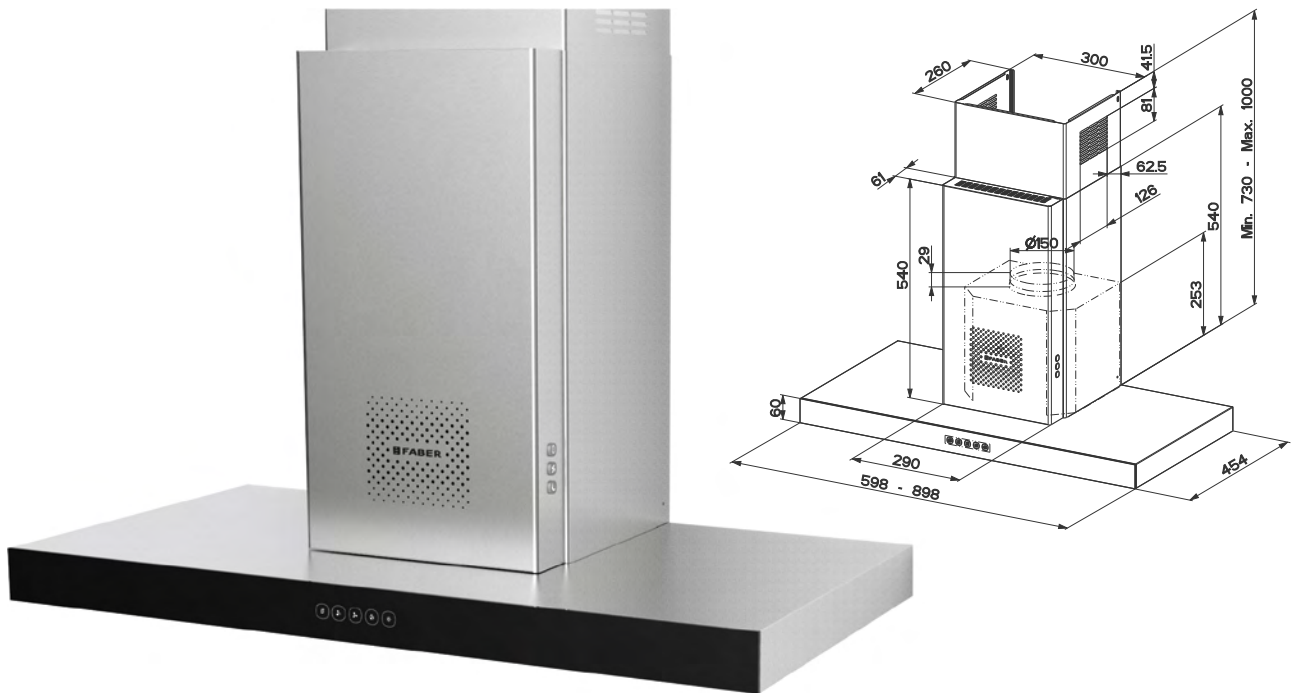


FEATURES	PERFORMANCE	ACCESSORIES
<b>Finish</b> • Stainless steel	<b>Speed</b> 1 2 3 INT BOOST	<b>Cod. 112.0471.608</b>
<b>Controls</b> Electronic Led	<b>Air capacity IEC point</b> 190 350 400 530 700	F18-90 Charcoal filter
<b>Lighting</b> 2 LED Lights	<b>Pressure</b> 160 480 490 500 510	
<b>Grease filter</b> Cassettes dishwasher safe	<b>Input</b> 15 60 85 220 250	
<b>Ø of air outlet</b> 150 mm	<b>Noise level</b> 43 58 60 66 72	
<b>Width</b> 1200		
<b>Energy class</b> A+		










# AIR HUB GLASS

AIR HUB STILO GLASS COMFORT X/V A60 cod. 325.0656.899

AIR HUB STILO GLASS COMFORT X/V A90 cod. 325.0656.897



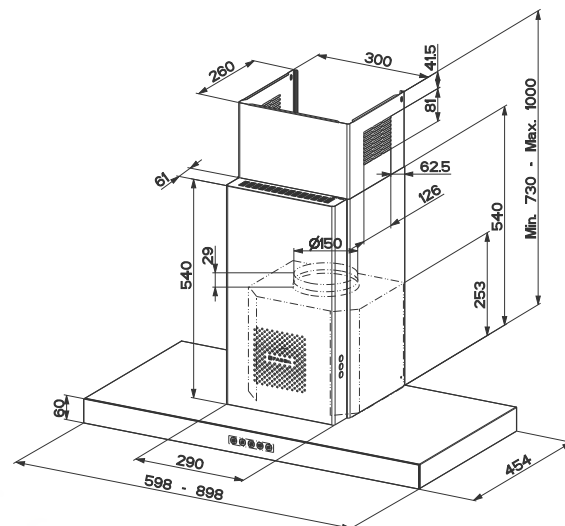
(optional)



FEATURES	PERFORMANCE	ACCESSORIES
<b>Finish</b> • Stainless steel / black glass	<b>Speed</b> 1 2 3 INT	<b>Cod. 112.0157.243</b> F9 Charcoal filter
<b>Controls</b> Touch control	<b>Air capacity IEC point</b> 280 420 600 750	<b>Cod. 112.0185.276</b> FLL9 Charcoal filter Long Lasting
<b>Lighting</b> 2 LED	<b>Pressure</b> 450 540 580 590	
<b>Grease filter</b> Cassettes dishwasher safe	<b>Input</b> 150 200 240 250	
<b>Ø of air outlet</b> 150 / 120 mm	<b>Noise level</b> 50 57 65 69	
<b>Width</b> 600 / 900 mm		
<b>Energy class</b> A+		







AIR TREATMENT

# AIR HUB

AIR HUB STILO COMFORT X A60 cod. 325.0656.947

AIR HUB STILO COMFORT X A90 cod. 325.0656.946



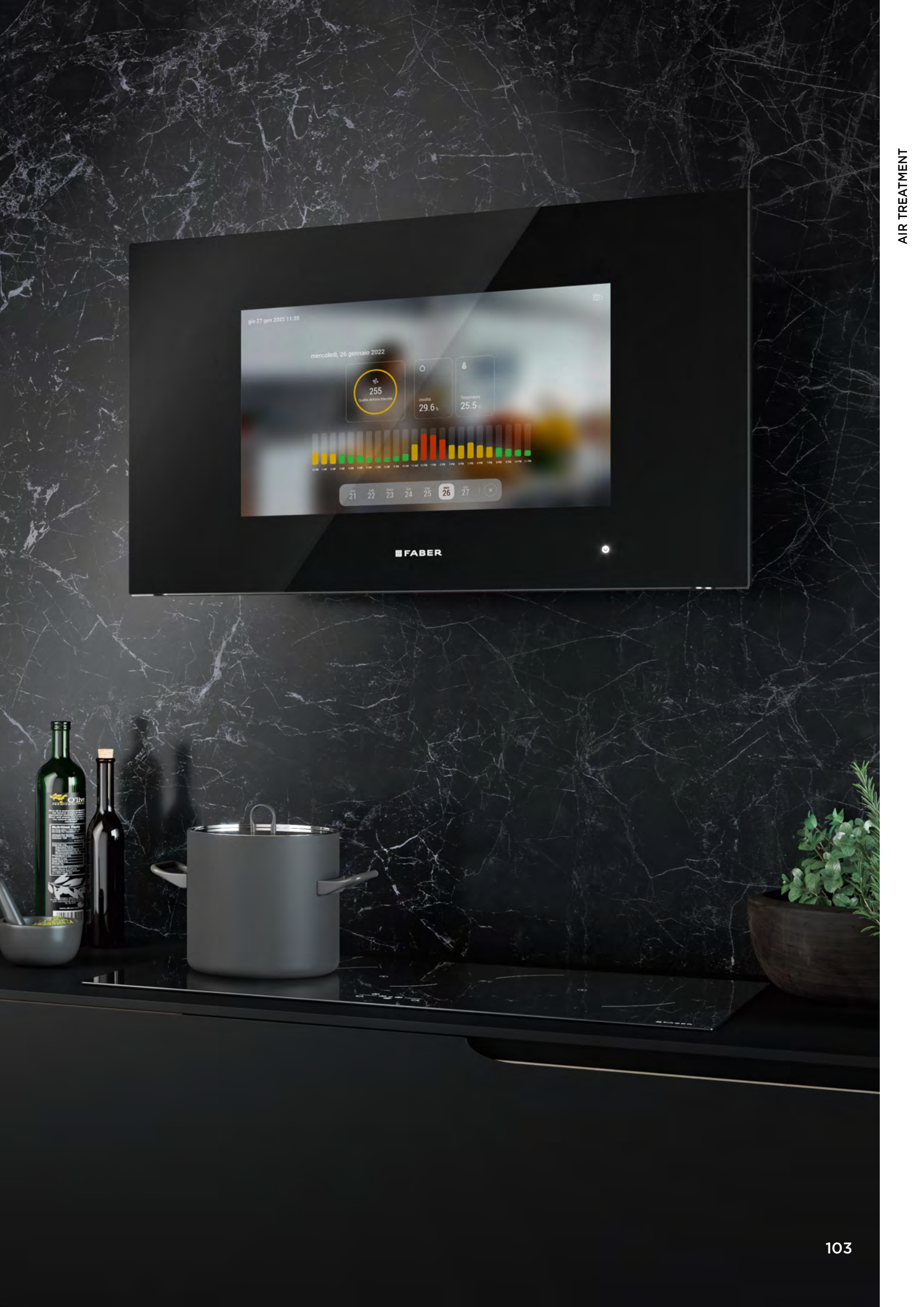
(optional)

FEATURES	PERFORMANCE	ACCESSORIES
<b>Finish</b>	<b>Speed</b>	<b>Cod. 112.0157.243</b>
• Stainless steel	1 2 3 INT	F9 Charcoal filter
<b>Controls</b>	<b>Air capacity</b>	<b>Cod. 112.0185.276</b>
Electronic	IEC point	FLL9 Charcoal filter
<b>Lighting</b>	<b>Pressure</b>	Long Lasting
2 LED Lights	<b>Input</b>	
<b>Grease filter</b>	<b>Noise level</b>	
Cassettes dishwasher safe	50 59 66 69	
<b>Ø of air outlet</b>		
150 / 120 mm		
<b>Width</b>		
600 / 900		
<b>Energy class</b>		
B		









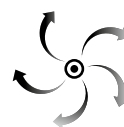
# K-AIR

## TECHNOLOGICAL PLUS



### MOBILE APP VIA FABER CLOUD

Mobile APP via Faber Cloud keeps you informed through the dedicated app when it reaches unsafe conditions, allowing remote control too.



### AIR QUALITY INDICATOR

constantly monitors Indoor Air Quality in your kitchen.



### AUTO FUNCTION

it automatically sets and controls the aspiration phase to remove pollution and restore fresh air in your kitchen.



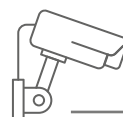
### RECIPES PLAY VIDEO

Full web browser and audio di users. Hear your favourite music or cooking assistant THROUGH (non true!) video recipes.



### FULLY INTEGRATED WHIT AMAZON ALEXA

Use voice control to switch on/off the hood, set aspiration level and control the lights.



### CONNECTED TO YOUR HOME ADDITIONAL DEVICE

Connect your wi-fi / IP remote cameras. Always visible directly into your hood monitor.



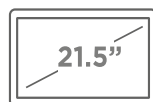
### MULTIPLE TIMER

Multiple Timer management.



### SHOW YOUR FAVORITE

Your favourite picture slideshow in the Kitchen.



### TOUCH MONITOR 21.5

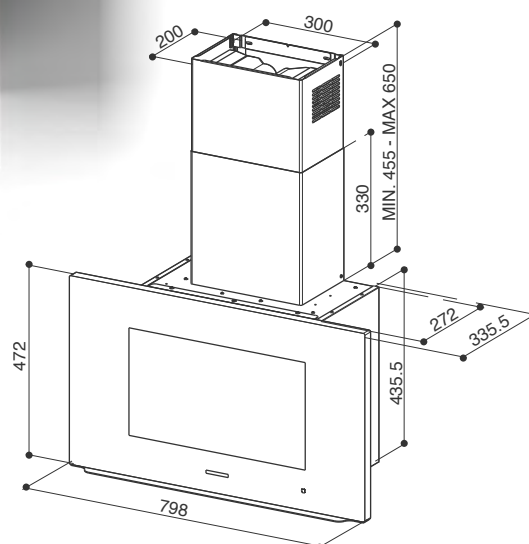
21.5 inches touch display.



### TUNABLE WHITE

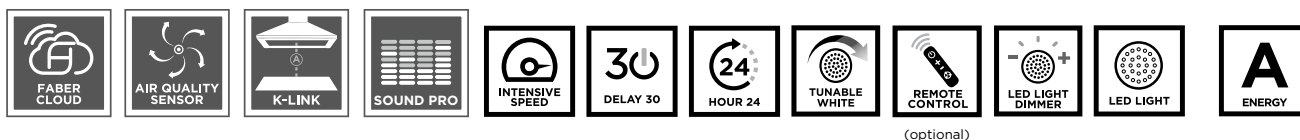
Set dimmerable white LED intensity.





# K-AIR

K-AIR TOUCH KL A80 cod. 330.0615.671



FEATURES	PERFORMANCE	ACCESSORIES
<b>Finish</b>	<b>Speed</b> 1 2 3 INT	<b>Cod. 112.0157.240</b>
• Black glass	<b>Air capacity IEC point</b> 280 400 580 740	F8 Charcoal filter
<b>Controls</b>	<b>Pressure</b> 450 510 550 560	<b>Cod. 112.0158.127</b>
Touch control	<b>Input</b> 150 200 240 250	FHP8 Charcoal filter High Performance
<b>Lighting</b>	<b>Noise level</b> 48 55 62 67	<b>Cod. 112.0185.278</b>
LED lights		FLL8 Charcoal filter Long Lasting
<b>Grease filter</b>		<b>Cod. 112.0252.439</b>
Cassettes dishwasher safe		Recycling version kit WH
<b>Ø of air outlet</b>		<b>Cod. 112.0252.442</b>
150 / 120 mm		Recycling version kit BK
<b>Width</b>		
800 mm		
<b>Energy class</b>		
A		



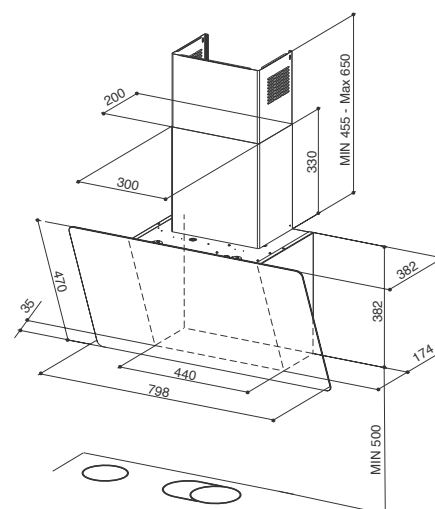












# V-AIR

V-AIR KL A80 cod. 330.0615.685



(optional)



FEATURES	PERFORMANCE	ACCESSORIES
<b>Finish</b> • Black and light brown glass	<b>Speed</b> 1 2 3 INT	<b>Cod. 112.0157.240</b> F8 Charcoal filter
<b>Controls</b> Touch control	<b>Air capacity IEC point</b> 300 430 620 770	<b>Cod. 112.0676.782</b> Remote control
<b>Lighting</b> LED lights	<b>Pressure</b> 460 550 590 600	<b>Cod. 112.0252.439</b> Recycling version kit WH
<b>Grease filter</b> Cassettes dishwasher safe	<b>Input</b> 150 200 240 250	<b>Cod. 112.0252.442</b> Recycling version kit BK
<b>Ø of air outlet</b> 150 / 120 mm	<b>Noise level</b> 48 56 63 68	<b>Cod. 112.0158.127</b> FHP8 Charcoal filter High Performance
<b>Energy class</b> A+		<b>Cod. 112.0185.278</b> FLL8 Charcoal filter Long Lasting

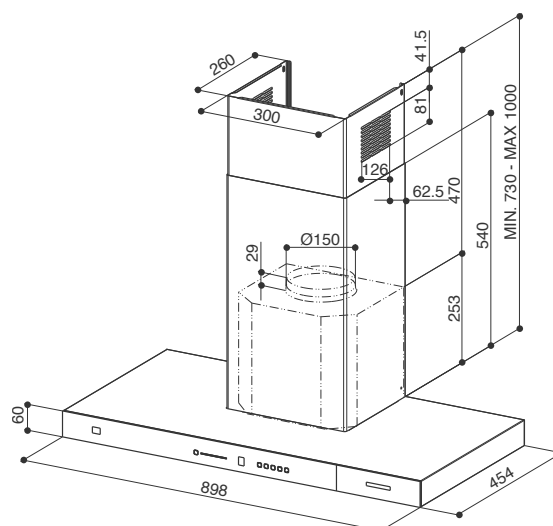













# T-AIR

T-AIR KL A90 cod. 325.0615.702



(optional)

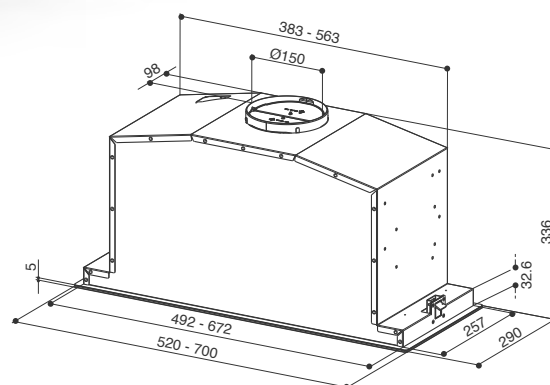


FEATURES	PERFORMANCE	ACCESSORIES
<b>Finish</b>	<b>Speed</b>	<b>Cod. 112.0157.243</b>
• Black and light brown glass	1 2 3 INT	F9 Charcoal filter
<b>Controls</b>	<b>Air capacity IEC point</b>	<b>Cod. 112.0676.782</b>
Touch control	280 420 600 750	Remote control
<b>Lighting</b>	<b>Pressure</b>	<b>Cod. 112.0185.276</b>
1 LED light bar	450 540 580 590	FLL9 Charcoal filter Long Lasting
<b>Grease filter</b>	<b>Input</b>	<b>Cod. 112.0157.271</b>
Cassettes dishwasher safe	150 200 240 250	Splashback X 900 mm
<b>Ø of air outlet</b>	<b>Noise level</b>	<b>Cod. 112.0621.232</b>
150 / 120 mm	50 57 65 69	Upper chimney kit BK MATT H990
<b>Width</b>		<b>Cod. 112.0626.902</b>
900 mm		Kit recycling wall T-Shape
<b>Energy class</b>		
A+		










# BI-AIR

**BI-AIR KL A52** cod. 305.0615.686

**BI-AIR KL A70** cod. 305.0615.687

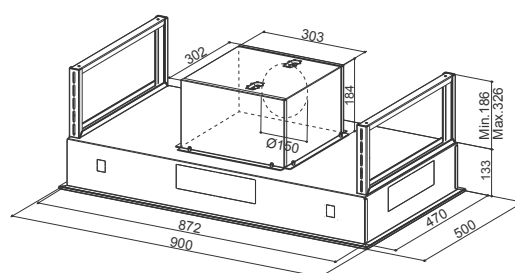


520 mm

700 mm

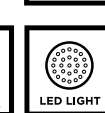

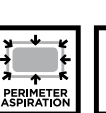
FEATURES	PERFORMANCE					PERFORMANCE					ACCESSORIES
<b>Finish</b>	<b>Speed</b>	1	2	3	INT	<b>Speed</b>	1	2	3	INT	<b>Cod. 112.0157.240</b>
• Black and light brown glass	<b>Air capacity IEC point</b>	260	410	580	670	<b>Air capacity IEC point</b>	290	420	610	720	F8 Charcoal filter
<b>Controls</b>	<b>Pressure</b>	450	540	580	590	<b>Pressure</b>	460	550	590	600	<b>Cod. 112.0676.782</b>
Touch control	<b>Input</b>	150	200	240	250	<b>Input</b>	150	200	240	250	Remote control
<b>Lighting</b>	<b>Noise level</b>	54	59	66	69	<b>Noise level</b>	47	56	64	68	<b>Cod. 112.0158.127</b>
1 LED light bar											FHP8 Charcoal filter High Performance
<b>Grease filter</b>											<b>Cod. 112.0185.278</b>
Cassettes dishwasher safe											FLL8 Charcoal filter Long Lasting
<b>Ø of air outlet</b>											<b>Cod. 112.0327.007</b>
150 / 120 mm											ENERGY Remote blower kit
<b>Width</b>											
520 / 700 mm											
<b>Energy class</b>											
B (520 mm)											
A (700 mm)											






# C-AIR

C-AIR KL A90 cod. 350.0615.705



(optional)

FEATURES	PERFORMANCE	ACCESSORIES
<b>Finish</b> • Black and light brown glass	<b>Speed</b> 1 2 3 INT	<b>Cod. 112.0157.240</b> F8 Charcoal filter
<b>Controls</b> Touch / Control touch	<b>Air capacity IEC point</b> 290 430 610 770	<b>Cod. 112.0158.127</b> FHP8 Charcoal filter High Performance
<b>Lighting</b> LED lights	<b>Pressure</b> 460 550 590 600	<b>Cod. 112.0185.278</b> FLL8 Charcoal filter Long Lasting
<b>Grease filter</b> Cassettes dishwasher safe	<b>Input</b> 150 200 240 250	<b>Cod. 112.0327.007</b> ENERGY Remote blower kit
<b>Ø of air outlet</b> 220 / 90 mm	<b>Noise level</b> 48 56 63 68	
<b>Width</b> 900 mm		
<b>Energy class</b> A		



The form and precious materials of our wall hood designs have been carefully studied to be visually pleasant and to last over time. They utilise powerful motorisation and refined aspiration systems to guarantee clean air and silence.

Our hoods provide useful special functions for a clean environment, to keep your home under control, to leave you free to manage creativity in your kitchen.



# WALL

BEAT WALL	175
BELLA SILENCE	188
CHLOÈ	205
CHLOÈ XL	207
CYLINDRA	199
CYLINDRA GLOSS PLUS	198
DAISY PLUS	171
ECLIPSE	200
FOOD SET	212
GLAM-FIT	159
GLAM FIT ZERO DRIP	149
GLAM FIT ZERO DRIP PLUS	141
GLAM-LIGHT	163
GLAM LIGHT ZERO DRIP	147
GLAM LIGHT ZERO DRIP PLUS	143
GREXIA	167
KIT SHELF	213
LITHOS	201
LUFT	187
MODULAR	125
NICE	193
ONYX-T	179
PREMIO CORNER/SP	195
PURE BLACK	133
RANCH	218
RANCH CORNER	219
RAY	194
SOFT EDGE	137
SOLARIS	197
STILO CORNER	196
STILO COMFORT	189
STILO DX-SX	192
STILO GLASS SMART	190
STILO SMART	191
T-DARK	182
T-LIGHT	183
TALÌKA	153
TENDER	214
THEA	211
TRUE BLACK	132
TRUE DOUBLE BLACK	129
TWEET	170
VALUE	215
VEIL	155
WEST	217







# FABER MODULAR HOOD

## FLEXIBLE DESIGN FOR KITCHEN PRECISION

To perfect recipes and serve an unforgettable ambience for guests, you need kitchen appliances that go above and beyond. That's why Faber has created the Modular hood offering distinct elegance and a storage solution which can be adapted to your exact needs. A perfect addition to any industrial kitchen.



### DESIGNED FOR YOU

Individual 60cm modules allow you to install the central module featuring hood, as well as your choice of additional shelving modules depending on your kitchen specification and desire.

### SWITCHED ON STYLE

Thanks to a flush LED bar complete with touch control and dimmer function, you can ensure perfect illumination of the worktop when cooking and soft light for an intimate atmosphere when entertaining guests.

### EMBRACE SPACE

Open smoke-grey glass shelves with Matt Black frames provide a contemporary look for your kitchen and additional storage space, removing need for extra cabinets.

### POWERFUL PERFORMANCE

Faber modular delivers an exceptional 720 m<sup>3</sup>/h extraction performance in intensive mode and can be installed in extraction and recycling mode to suit your ventilation preferences and kitchen design.





WALL

# 1 OPTION

SINGLE HOOD MODULE



# 2 OPTION

SINGLE HOOD MODULE  
+ 1 SHELF MODULE



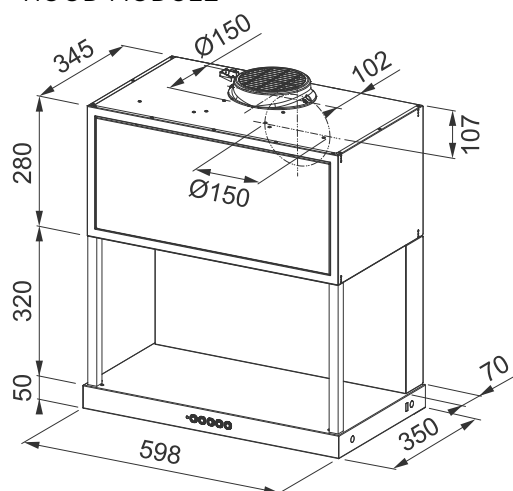
# 3 OPTION

SINGLE HOOD MODULE  
+ 2 SHELVES MODULE

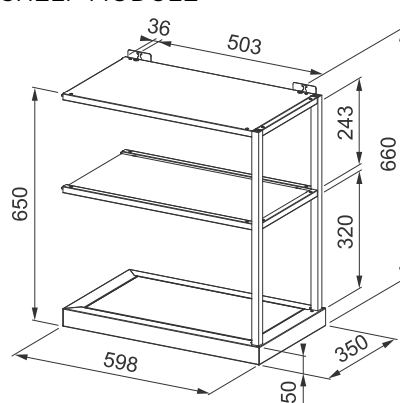




HOOD MODULE



SHELF MODULE



WALL

# MODULAR NEW

MODULAR F60 BK MATT cod. 335.0706.645



FEATURES	PERFORMANCE	ACCESSORIES
<b>Finish</b>	<b>Speed</b>	<b>Cod. 112.0706.647</b>
• Black matt	1 2 3 INT	
<b>Controls</b>	<b>Air capacity IEC point</b>	Shelf Module
Touch control	290 440 620 720	60 cm
<b>Lighting</b>	<b>Pressure</b>	<b>Cod. 112.0157.240</b>
LED light bar	480 540 570 590	
<b>Grease filter</b>	<b>Input</b>	F8 Charcoal filter
Cassettes	150 200 240 250	<b>Cod. 112.0158.127</b>
dishwasher safe	<b>Noise level</b>	FHP8 Charcoal filter High Performance
<b>Ø of air outlet</b>	48 57 64 68	<b>Cod. 112.0185.278</b>
150 / 120 mm		FLL8 Charcoal filter Long Lasting
<b>Width</b>		
600 mm		
<b>Energy class</b>		
A		

TRUE DOUBLE  
BLACK







BFABER

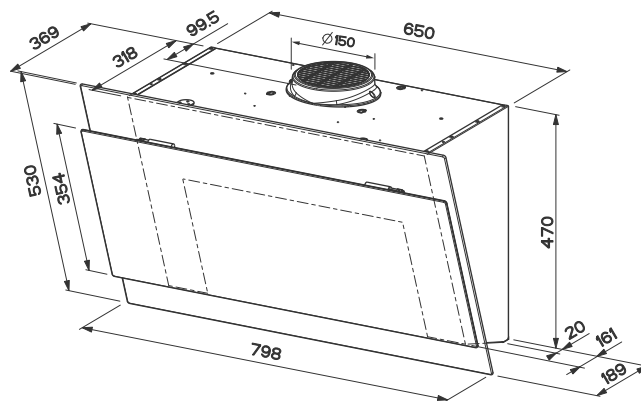
WALL





## THE NEW ANGLE ON BLACK.

Enhanced cooking fume extraction, simpler cleaning and maintenance and more light in the cooking area. The new body angle lends this splendid Faber hood considerable advantages, but it's the design that will win you over. There's a strong contrast between glossy black glass rear panel and Matt black front panel, with a sophisticated and highly modern visual effect. With True Double Black, black has double the power.



To be installed at a minimum distance from the hob of 45 cm.

WALL

# TRUE DOUBLE BLACK

TRUE DOUBLE BLACK F80 cod. 330.0697.028



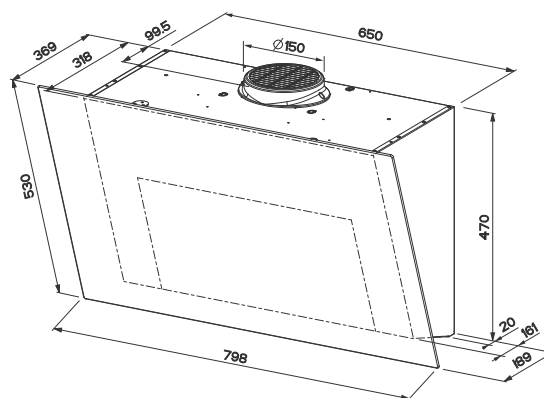
FEATURES	PERFORMANCE	ACCESSORIES
<b>Finish</b> • Black Gloss / Black Matt	<b>Speed</b> 1 2 3 INT	<b>Cod. 112.0157.240</b> F8 Charcoal filter
<b>Controls</b> Touch Control	<b>Air capacity IEC point</b> 270 350 450 790	<b>Cod. 112.0158.127</b> FHP8 Charcoal filter High Performance
<b>Lighting</b> LED	<b>Pressure</b> 450 520 560 600	<b>Cod. 112.0185.278</b> FLL8 Charcoal filter Long Lasting
<b>Grease filter</b> Cassettes dishwasher safe with fall arrest system	<b>Input</b> 160 200 240 270	<b>Cod. 112.0696.899</b> Kit Chimney
<b>Ø of air outlet</b> 150 / 120 mm	<b>Noise level</b> 46 50 56 68	<b>Cod. 112.0696.584</b> Chimney Extension
<b>Width</b> 800 mm		
<b>Energy class</b> A+		

TRUE BLACK









To be installed at a minimum distance from the hob of 45 cm.

# TRUE BLACK

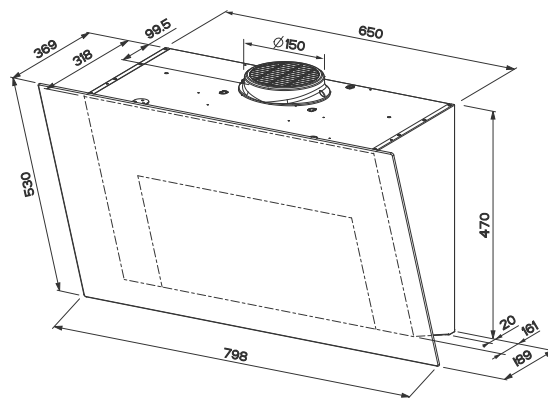
TRUE BLACK F80 cod. 330.0697.027



FEATURES	PERFORMANCE	ACCESSORIES
<b>Finish</b> • Black Gloss	<b>Speed</b> 1 2 3 INT	<b>Cod. 112.0157.240</b> F8 Charcoal filter
<b>Controls</b> Touch Control	<b>Air capacity IEC point</b> 270 360 460 790	<b>Cod. 112.0158.127</b> FHP8 Charcoal filter High Performance
<b>Lighting</b> LED lights	<b>Pressure</b> 450 520 560 600	<b>Cod. 112.0185.278</b> FLL8 Charcoal filter Long Lasting
<b>Grease filter</b> Cassettes dishwasher safe with fall arrest system	<b>Input</b> 160 200 240 270	<b>Cod. 112.0696.899</b> Kit Chimney
<b>Ø of air outlet</b> 150 / 120 mm	<b>Noise level</b> 53 55 59 69	<b>Cod. 112.0696.584</b> Chimney Extension
<b>Width</b> 800 mm		
<b>Energy class</b> A		

Sometimes it's the details that really bring out a unique personality, as with our True Black. Embellished with a Matt black element that highlights the controls in the front panel and the Faber logo, it's a hood with standout visual appeal and functionality. The body angle lends it enhanced cooking fume extraction, simpler cleaning and maintenance and more light for the hob. The functional side of tone-on-tone.





WALL

To be installed at a minimum distance from the hob of 45 cm.

# PURE BLACK

PURE BLACK F80 cod. 330.0697.024



FEATURES	PERFORMANCE	ACCESSORIES
<b>Finish</b> • Black Gloss	<b>Speed</b> 1 2 3 INT	<b>Cod. 112.0157.240</b> F8 Charcoal filter
<b>Controls</b> Ghost Touch	<b>Air capacity IEC point</b> 270 360 460 790	<b>Cod. 112.0158.127</b> FHP8 Charcoal filter High Performance
<b>Lighting</b> LED lights	<b>Pressure</b> 450 520 560 600	<b>Cod. 112.0185.278</b> FLL8 Charcoal filter Long Lasting
<b>Grease filter</b> Cassettes dishwasher safe with fall arrest system	<b>Input</b> 160 200 240 270	<b>Cod. 112.0696.899</b> Kit Chimney
<b>Ø of air outlet</b> 150 / 120 mm	<b>Noise level</b> 53 55 59 69	<b>Cod. 112.0696.584</b> Chimney Extension
<b>Width</b> 800 mm		
<b>Energy class</b> A		

The true essence of black. Enjoy the fullness of minimalism thanks to the hidden touch controls on the glass and a glossy, extremely elegant and seamless surface. But Pure Black isn't just exquisitely refined: the body angle allows enhanced cooking fume extraction, simpler cleaning and maintenance and more light. What's more, it tells you when the grease filter needs cleaning and the odour filter needs replacing through the filter maintenance light. Pure elegance.







Nero Ingo



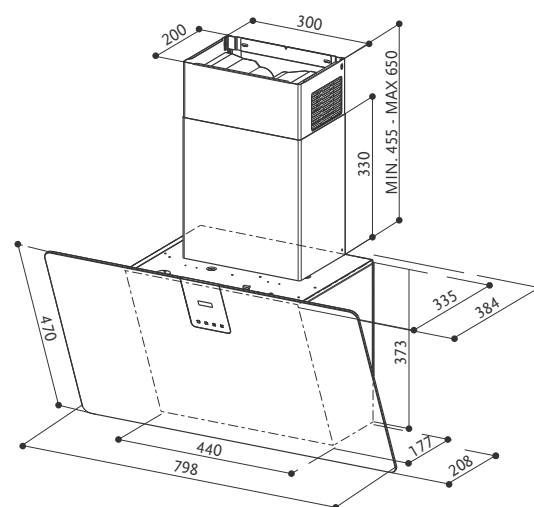
Bianco Kos  
Chimney finish: white



Grigio Londra  
Chimney finish: black







WALL

To be installed at a minimum distance from the hob of 50 cm.

# SOFT EDGE

**SOFT EDGE GRIGIO LONDRA A80** cod. 330.0597.527

**SOFT EDGE BIANCO KOS A80** cod. 330.0597.528

**SOFT EDGE NERO INGO A80** cod. 330.0597.526



FEATURES	PERFORMANCE	ACCESSORIES
<b>Finish</b> • FENIX NTM Grigio Londra • FENIX NTM Bianco Kos • FENIX NTM Nero Ingo	<b>Speed</b> 1 2 3 INT <b>Air capacity IEC point</b> 300 430 620 770 <b>Pressure</b> 460 550 590 600 <b>Input</b> 150 200 240 250 <b>Noise level</b> 48 56 63 68	<b>Cod. 112.0157.240</b> F8 Charcoal filter <b>Cod. 112.0252.439</b> Recycling version kit WH <b>Cod. 112.0252.442</b> Recycling version kit BK <b>Cod. 112.0158.127</b> FHP8 Charcoal filter High Performance <b>Cod. 112.0185.278</b> FLL8 Charcoal filter Long Lasting
<b>Controls</b> Touch control		
<b>Lighting</b> LED		
<b>Grease filter</b> Cassettes dishwasher safe		
<b>Ø of air outlet</b> 150 / 120 mm		
<b>Width</b> 800 mm		
<b>Energy class</b> A+		

GLAM FIT ZERO  
DRIP PLUS







Black glass matt  
Chimney finish: black



Sand glass matt  
Chimney finish: white



Dusty blue glass matt  
Chimney finish: white





## ELEGANCE AND DESIGN

Simply touch the exclusive "Zero Drip" button to activate the heaters located on the glass and inside the hood and actively prevent the formation of droplets of condensation, even in long cooking sessions.

The special matte surface and glossy details add an accent of elegant design in the best contemporary style.


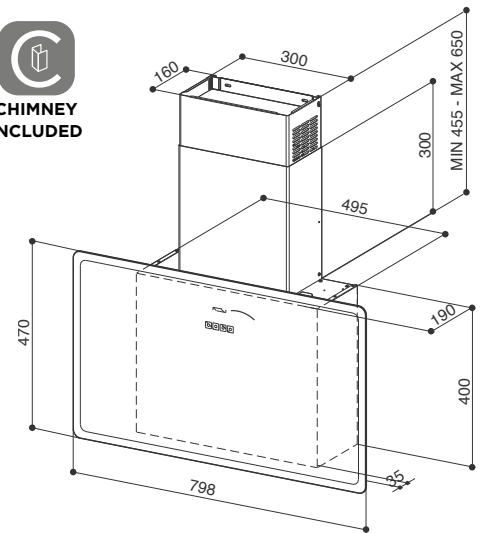


# GLAM FIT ZERO DRIP PLUS

GLAM FIT ZERO DRIP PLUS SAND M A80 cod. 330.0615.736

GLAM FIT ZERO DRIP PLUS DB M A80 cod. 330.0615.737

GLAM FIT ZERO DRIP PLUS BK M KL A80 cod. 330.0615.738\*



FEATURES	PERFORMANCE	ACCESSORIES
<b>Finish</b> • Sand glass matt • Dusty blue glass matt • Black glass matt	<b>Speed</b> 1 2 3 INT <b>Air capacity IEC point</b> 180 270 390 530 <b>Pressure</b> 320 460 540 630 <b>Input</b> 100 110 115 125 <b>Noise level</b> 54 57 67 74	<b>Cod. 112.0540.783</b> F22 Charcoal filter
<b>Controls</b> Touch control		
<b>Lighting</b> 2 LED		
<b>Grease filter</b> Cassettes dishwasher safe		
<b>Ø of air outlet</b> 150 / 120 mm		
<b>Width</b> 800 mm		
<b>Energy class</b> A		

Black glass matt  
Chimney finish: black



Sand glass matt  
Chimney finish: white



Dusty blue glass matt  
Chimney finish: white





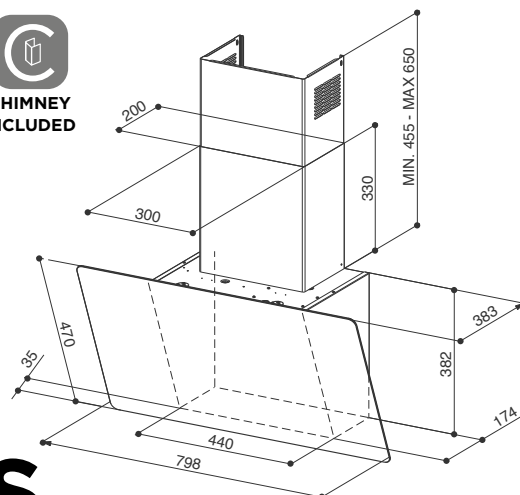
## ELEGANCE AND DESIGN

Simply touch the exclusive "Zero Drip" button to activate the heaters located on the glass and inside the hood and actively prevent the formation of droplets of condensation, even in long cooking sessions.

The special matte surface and glossy details add an accent of elegant design in the best contemporary style.



CHIMNEY INCLUDED




WALL

# GLAM LIGHT ZERO DRIP PLUS

GLAM LIGHT ZERO DRIP PLUS S M A80 cod. 330.0615.681

GLAM LIGHT ZERO DRIP PLUS DB M A80 cod. 330.0615.734

GLAM LIGHT ZERO DRIP PLUS BK M KL A80 cod. 330.0615.735\*



FEATURES	PERFORMANCE	ACCESSORIES
<b>Finish</b> • Sand glass matt • Dusty blue glass matt • Black glass matt	<b>Speed</b> 1 2 3 INT <b>Air capacity IEC point</b> 290 420 600 740 <b>Pressure</b> 450 540 560 580 <b>Input</b> 150 200 240 250 <b>Noise level</b> 48 56 63 68	<b>Cod. 112.0157.240</b> F8 Charcoal filter <b>Cod. 112.0158.127</b> FHP8 Charcoal filter High Performance <b>Cod. 112.0185.278</b> FLL8 Charcoal filter Long Lasting <b>Cod. 112.0252.439</b> Recycling version kit WH <b>Cod. 112.0252.442</b> Recycling version kit BK
<b>Controls</b> Touch control		
<b>Lighting</b> LED lights		
<b>Grease filter</b> Cassettes dishwasher safe		
<b>Ø of air outlet</b> 150 / 120 mm		
<b>Width</b> 800 mm		
<b>Energy class</b> A		







Sand glass  
Chimney finish: white



Dusty blue glass  
Chimney finish: white



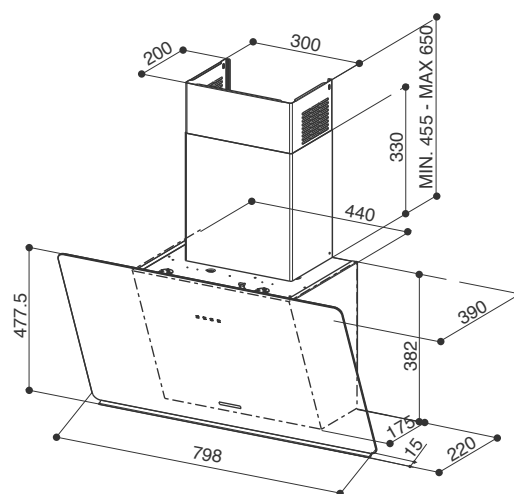
Black glass  
Chimney finish: black







Zero Drip technology guarantees an effective anti-drip action in daily use by using a special aluminium element to collect the condensation that may form on the surface of the hood during cooking sessions.



WALL

# GLAM LIGHT ZERO DRIP

**GLAM LIGHT ZERO DRIP SAND A80** cod. 330.0615.674

**GLAM LIGHT ZERO DRIP DB A80** cod. 330.0615.675

**GLAM LIGHT ZERO DRIP BK A80** cod. 330.0615.676



FEATURES	PERFORMANCE	ACCESSORIES
<b>Finish</b> • Sand glass • Dusty blue glass • Black glass	<b>Speed</b> 1 2 3 INT <b>Air capacity IEC point</b> 320 490 640 750 <b>Pressure</b> 390 490 640 750 <b>Input</b> 130 165 210 250 <b>Noise level</b> 49 58 64 67	<b>Cod. 112.0157.240</b> F8 Charcoal filter <b>Cod. 112.0252.439</b> Recycling version kit WH <b>Cod. 112.0252.442</b> Recycling version kit BK <b>Cod. 112.0158.127</b> FHP8 Cartuccia carbone attivo High Performance <b>Cod. 112.0185.278</b> FLL8 Charcoal filter Long Lasting
<b>Controls</b> Touch control		
<b>Lighting</b> LED lights		
<b>Grease filter</b> Cassettes dishwasher safe		
<b>Ø of air outlet</b> 150 / 120 mm		
<b>Width</b> 800 mm		
<b>Energy class</b> B		

Sand glass  
Chimney finish: white



Black glass  
Chimney finish: black



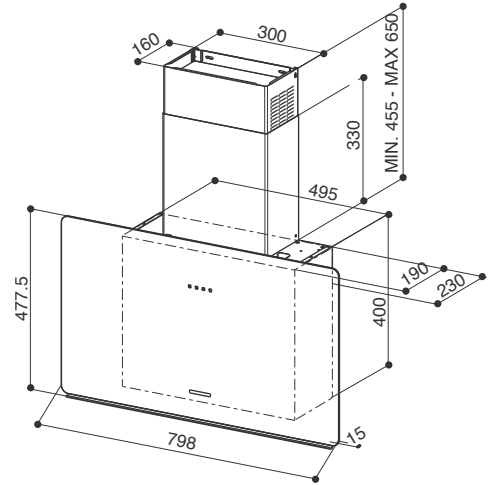
Dusty blue glass  
Chimney finish: white







Zero Drip technology guarantees an effective anti-drip action in daily use by using a special aluminium element to collect the condensation that may form on the surface of the hood during some cooking phases.



WALL

# GLAM FIT ZERO DRIP

**GLAM FIT ZERO DRIP SAND 80** cod. 330.0615.654

**GLAM FIT ZERO DRIP DB 80** cod. 330.0615.655

**GLAM FIT ZERO DRIP BK 80** cod. 330.0615.657



FEATURES	PERFORMANCE	ACCESSORIES
<b>Finish</b> • Sand glass • Dusty blue glass • Black glass	<b>Speed</b> 1 2 3 INT <b>Air capacity IEC point</b> 190 250 400 570 <b>Pressure</b> 300 450 540 650 <b>Input</b> 100 115 120 125 <b>Noise level</b> 52 58 67 73	<b>Cod. 112.0540.783</b> F22 Charcoal filter
<b>Controls</b> Touch control		
<b>Lighting</b> 2 LED lights		
<b>Grease filter</b> Cassettes dishwasher safe		
<b>Ø of air outlet</b> 150 / 120 mm		
<b>Width</b> 800 mm		
<b>Energy class</b> A		











Cross titanium - CT



Old copper - OC

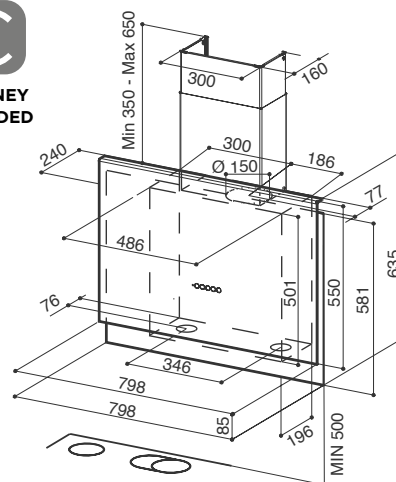




## IMPROVING PERFECT IS POSSIBLE!

Faber's famous vertical hood is re-inventing its role as "window over the hob" by adopting the latest Nautilus technology. The new Nautilus blower not only improves performance but makes Talika an even more desirable addition to your kitchen by reducing noise. New comfort from a lightweight, and ultra slim hood now available in new finishes.

Chimney finish:  
RAL Design 000 85 00



To be installed at a minimum distance from the hob of 50 cm.

# TALÌKA

TALÌKA OC A80 cod. 330.0540.784

TALÌKA CT A80 cod. 330.0540.785



(optional)



FEATURES	PERFORMANCE	ACCESSORIES
<b>Finish</b> <ul style="list-style-type: none"> <li>• Old copper</li> <li>• Cross titanium</li> </ul>	<b>Speed</b> 1   2   3   INT	<b>Cod. 112.0540.783</b> F22 Charcoal filter
<b>Controls</b> Square touch	<b>Air capacity IEC point</b> 200 300 410 560	<b>Cod. 112.0676.782</b> Remote control
<b>Lighting</b> LED lights	<b>Pressure</b> 360 470 560 650	
<b>Grease filter</b> Cassettes dishwasher safe	<b>Input</b> 100 110 120 135	
<b>Ø of air outlet</b> 150 / 120 mm	<b>Noise level</b> 51   59   66   72	
<b>Width</b> 800 mm		
<b>Energy class</b> A		

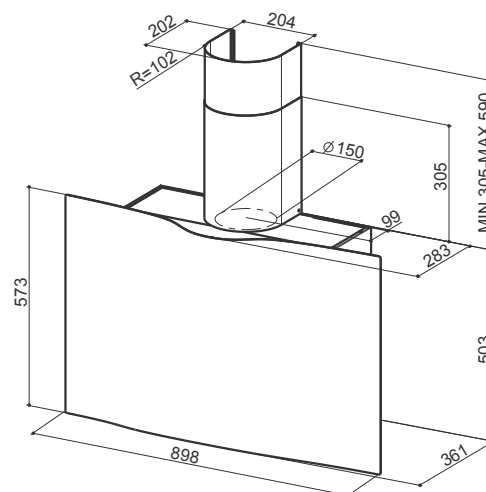
White - chimney finish: stainless steel



Black matt - chimney finish: stainless steel







WALL

# VEIL

VEIL WH A90 cod. 110.0324.953

VEIL BK A90 cod. 110.0324.954



(optional)



FEATURES	PERFORMANCE	ACCESSORIES
<b>Finitura</b>	<b>Speed</b> 1 2 3 INT	<b>Cod. 112.0157.240</b>
• White • Black matt	<b>Air capacity IEC point</b> 290 410 600 740	F8 Charcoal filter
<b>Controls</b>	<b>Pressure</b> 450 510 550 560	<b>Cod. 112.0327.007</b>
Electronic	<b>Input</b> 150 200 240 250	ENERGY Remote blower kit
<b>Lighting</b>	<b>Noise level</b> 47 55 63 68	<b>Cod. 112.0158.127</b>
2 LED lights		FHP8 Charcoal filter High Performance
<b>Grease filter</b>		<b>Cod. 112.0185.278</b>
Cassettes dishwasher safe		FLL8 Charcoal filter Long Lasting
<b>Ø of air outlet</b>		
150 / 120 mm		
<b>Width</b>		
900 mm		
<b>Energy class</b>		
A+		











Black glass  
800 mm



White glass



550 mm



550 mm





## A VERTICAL HOOD WITH THE LATEST NAUTILUS TECHNOLOGY.

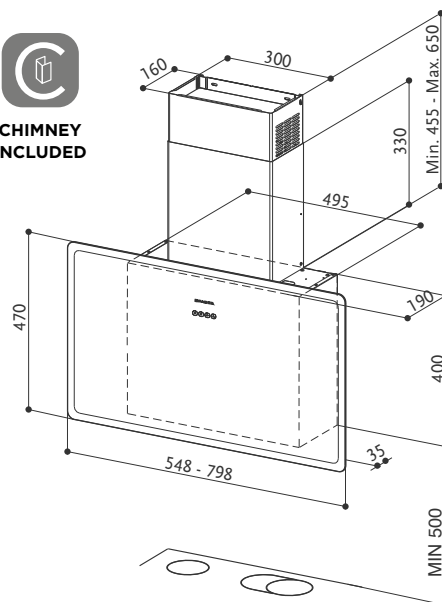
Glamour by name and nature, the Glam-Fit hood is defined by a minimal, contemporary style that shows elegance in every detail.

Its clean, essential lines, complemented by a glass surface and an elegant clear surround, add refinement to any kitchen and conceal Faber's exclusive Nautilus technology.

The first ever completely flat, vertical glass hood, Glam-Fit also features an ultra-thin body of only 15 cm. Impressive performance and miserly consumption place it in energy efficiency class A. Glam-Fit comes in two finishes, black and white, both equally striking and typically Faber. Glam-Fit is also available in a "small" 55 cm version.



CHIMNEY INCLUDED



WALL

To be installed at a minimum distance from the hob of 50 cm.

# GLAM-FIT

GLAM FIT 80 BK cod. 330.0528.269

GLAM FIT 55 BK cod. 330.0528.270

GLAM FIT 80 WH cod. 330.0528.302

GLAM FIT 55 WH cod. 330.0528.301



FEATURES	PERFORMANCE	ACCESSORIES
<b>Finish</b> • Black glass • White glass	<b>Speed</b> 1 2 3 INT <b>Air capacity IEC point</b> 190 250 400 570 <b>Pressure</b> 300 450 540 650 <b>Input</b> 100 115 120 125 <b>Noise level</b> 52 58 67 73	<b>Cod. 112.0540.783</b> F22 Charcoal filter
<b>Controls</b> Touch control		
<b>Lighting</b> 2 LED lights		
<b>Grease filter</b> Cassettes dishwasher safe		
<b>Ø of air outlet</b> 150 / 120 mm		
<b>Width</b> 550 / 800 mm		
<b>Energy class</b> A		







White/Transparent - WH/T  
chimney finish: white



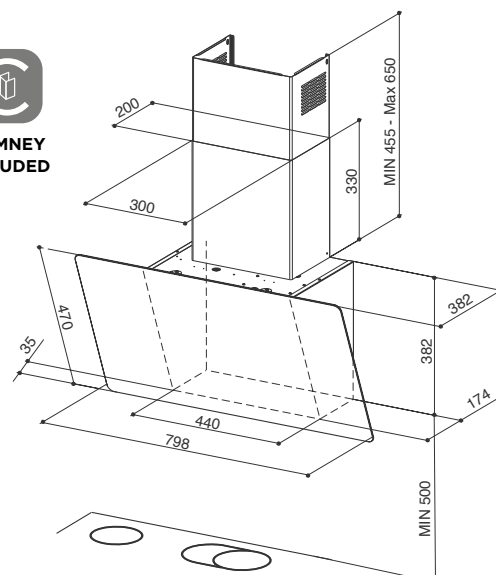
Dark grey/Light grey - DG/LG  
chimney finish: black







CHIMNEY  
INCLUDED



To be installed at a minimum  
distance from the hob of 50 cm.

WALL

# GLAM-LIGHT

GLAM-LIGHT EV8+ DG/LG A80 cod. 110.0456.119

GLAM-LIGHT EV8+ WH/T A80 cod. 110.0456.143



FEATURES	PERFORMANCE	ACCESSORIES
<b>Finish</b> • Dark grey glass / Light grey • White glass / Transparent	<b>Speed</b> 1 2 3 INT <b>Air capacity IEC point</b> 300 430 620 770 <b>Pressure</b> 460 550 590 600 <b>Input</b> 150 200 240 250 <b>Noise level</b> 48 56 63 68	<b>Cod. 112.0157.240</b> F8 Charcoal filter <b>Cod. 112.0252.439</b> Recycling version kit WH <b>Cod. 112.0252.442</b> Recycling version kit BK <b>Cod. 112.0158.127</b> FHP8 Charcoal filter High Performance <b>Cod. 112.0185.278</b> FLL8 Charcoal filter Long Lasting
<b>Controls</b> Touch control		
<b>Lighting</b> LED lights		
<b>Grease filter</b> Cassettes dishwasher safe		
<b>Ø of air outlet</b> 150 / 120 mm		
<b>Width</b> 800 mm		
<b>Energy class</b> A+		







Dark grey stoneware



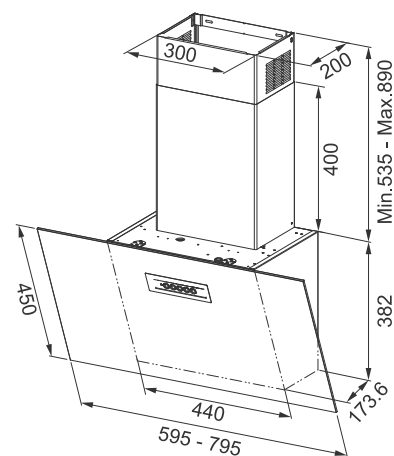
Light grey stoneware







**CHIMNEY  
INCLUDED**



WALL

To be installed at a minimum distance from the hob of 50 cm.

# GREXIA

**GREXIA GRES DG A60** cod. 330.0694.725

**GREXIA GRES DG A80** cod. 330.0694.726

**GREXIA GRES LG A60** cod. 330.0694.727

**GREXIA GRES LG A80** cod. 330.0694.728



(optional)

FEATURES	PERFORMANCE	ACCESSORIES
<b>Finish</b> • Dark grey stoneware • Light grey stoneware	<b>Speed</b> 1 2 3 INT <b>Air capacity IEC point</b> 300 460 610 710 <b>Pressure</b> 390 460 500 530 <b>Input</b> 130 165 210 250 <b>Noise level</b> 51 59 64 67	<b>Cod. 112.0157.240</b> F8 Charcoal filter <b>Cod. 112.0158.127</b> FHP8 Charcoal filter High Performance <b>Cod. 112.0185.278</b> FLL8 Charcoal filter Long Lasting <b>Cod. 112.0676.782</b> Remote control
<b>Controls</b> Touch control		
<b>Lighting</b> 2 LED Lighting		
<b>Grease filter</b> Cassettes dishwasher safe		
<b>Ø of air outlet</b> 150 / 120 mm		
<b>Width</b> 600 / 800 mm		
<b>Energy class</b> B		



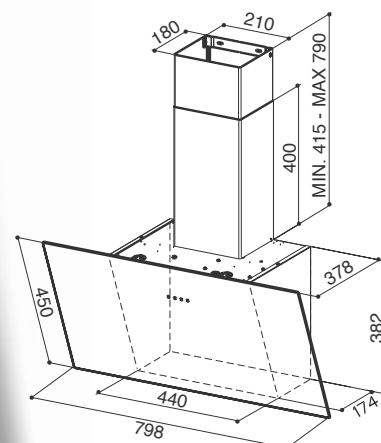






CHIMNEY  
INCLUDED

Black glass



To be installed at a minimum  
distance from the hob of 50 cm.

# TWEET

TWEET EV8 LED BK A80 cod. 330.0529.666

TWEET EV8 LED WH A80 cod. 330.0529.667



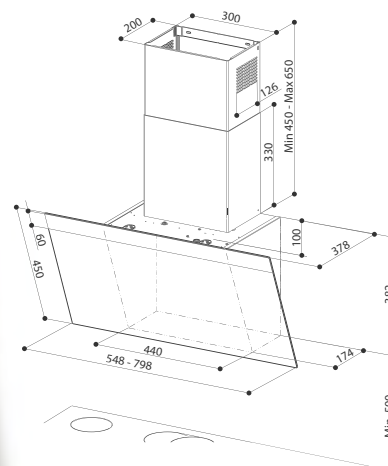
FEATURES	PERFORMANCE	ACCESSORIES
<b>Finish</b>	<b>Speed</b> 1 2 3 INT	<b>Cod. 112.0157.240</b>
• Black glass • White glass	<b>Air capacity IEC point</b> 300 460 610 710	F8 Charcoal filter
<b>Controls</b>	<b>Pressure</b> 390 460 500 530	<b>Cod. 112.0158.127</b>
Touch control	<b>Input</b> 130 165 210 250	FHP8 Charcoal filter High Performance
<b>Lighting</b>	<b>Noise level</b> 51 59 64 67	<b>Cod. 112.0252.439</b>
2 LED lights		Recycling version kit WH
<b>Grease filter</b>		<b>Cod. 112.0252.442</b>
Cassettes dishwasher safe		Recycling version kit BK
<b>Ø of air outlet</b>		<b>Cod. 112.0185.278</b>
150 / 120 mm		FLL8 Charcoal filter Long Lasting
<b>Width</b>		
800 mm		
<b>Energy class</b>		
B		

White glass





Vetro nero



To be installed at a minimum distance from the hob of 50 cm.

WALL

# DAISY PLUS

DAISY + BK A55 cod. 330.0612.373

DAISY + BK A80 cod. 330.0612.374

DAISY + WH A55 cod. 330.0612.375

DAISY + WH A80 cod. 330.0612.371



(optional)



FEATURES	PERFORMANCE	ACCESSORIES
<b>Finish</b> • Black glass • White glass	<b>Speed</b> 1 2 3 INT <b>Air capacity IEC point</b> 300 430 620 770 <b>Pressure</b> 460 550 590 600 <b>Input</b> 150 200 240 250 <b>Noise level</b> 48 56 63 68	<b>Cod. 112.0327.007</b> ENERGY Remote blower kit <b>Cod. 112.0157.240</b> F8 Charcoal filter <b>Cod. 112.0327.632</b> Recycling version kit X <b>Cod. 112.0158.127</b> FHP8 Charcoal filter High Performance <b>Cod. 112.0185.278</b> FLL8 Charcoal filter Long Lasting
<b>Controls</b> Touch control		
<b>Lighting</b> 2 LED lights		
<b>Grease filter</b> Cassettes dishwasher safe		
<b>Ø of air outlet</b> 150 / 120 mm		
<b>Width</b> 550 / 800 mm		
<b>Energy class</b> A+		

White glass









Black matt



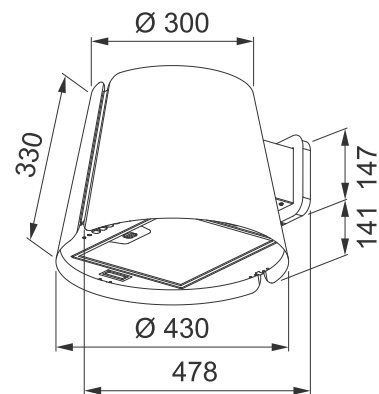
White matt





## EVERYDAY ELEGANCE.

The Beat Wall hood is a perfect marriage of freshness and compact dimensions. The shades of matt black and white, alternated with the steel finishes, lend a touch of elegance to everyday moments.



WALL

# BEAT WALL

BEAT WALL F42 BK MATT cod. 335.0689.673

BEAT WALL F42 WH MATT cod. 335.0689.675



FEATURES	PERFORMANCE	ACCESSORIES
<b>Finish</b> • Black matt • White matt	<b>Speed</b> 1 2 3 INT	<b>Cod. 112.0157.240</b>
<b>Controls</b> Electronic	<b>Air capacity IEC point</b> 270 410 580 740	F8 Charcoal filter
<b>Lighting</b> 2 LED lights	<b>Pressure</b> 450 540 570 580	<b>Cod. 112.0158.127</b>
<b>Grease filter</b> Cassettes dishwasher safe	<b>Input</b> 150 200 240 250	FHP8 Charcoal filter High Performance
<b>Ø of air outlet</b> 150 mm	<b>Noise level</b> 53 59 66 70	<b>Cod. 112.0185.278</b>
<b>Width</b> 478 mm		FLL8 Charcoal filter Long Lasting
<b>Energy class</b> A		

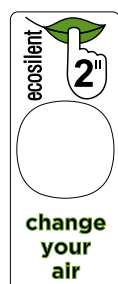








WALL



**A++**  
**52 DB(A) MAX CAPACITY**

**ECO FUNCTION:**  
change of air with minimum  
consumption and maximum  
silence.



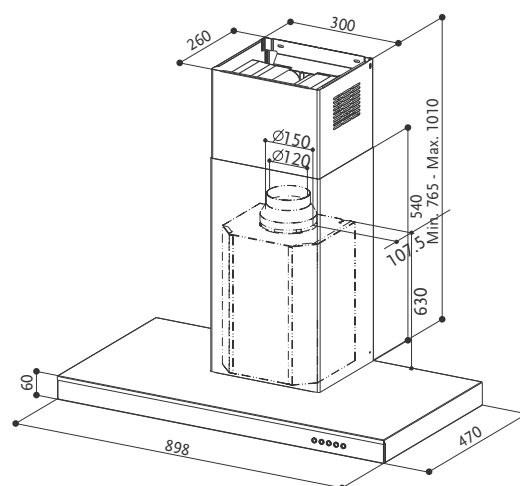
## AS SILENT AND PRECIOUS AS PURE AIR

Onyx-T is the quietest of all T-Shape hoods and guaranteed to surprise which allows an ultra silent mode. The hood's stylish design conceals FABER's exclusive SIL & STILL technology which allows functioning in ultra-silent mode at a sound level of less than 40 dB(A). Maximum comfort, minimum energy consumption and complete freedom to enjoy your home thanks to a special function that continuously exchanges air.

This Eco function switches off automatically after 24 hours.

What more can we say?


Faber technology leaves you speechless!



WALL

# ONYX-T

ONYX-T X/V A90 cod. 325.0541.070



(optional)



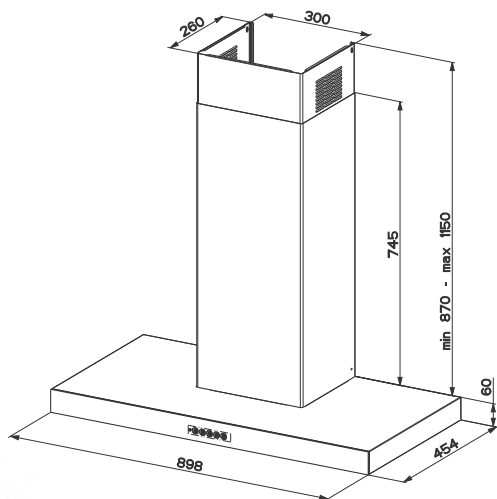
FEATURES	PERFORMANCE	ACCESSORIES
<b>Finish</b> • Stainless steel / Black Glass	<b>Speed</b> 1 2 3 INT BOOST	<b>Cod. 112.0157.243</b> F9 Charcoal filter
<b>Controls</b> Squarcle touch	<b>Air capacity IEC point</b> 260 310 370 590 740	<b>Cod. 112.0676.782</b> Remote control
<b>Lighting</b> LED light	<b>Pressure</b> 480 490 510 540 550	<b>Cod. 112.0185.276</b> FLL9 Charcoal filter Long Lasting
<b>Grease filter</b> Stainless steel cassettes dishwasher safe	<b>Input</b> 60 70 80 90 170	<b>Cod. 112.0626.902</b> Kit recycling wall t-shape
<b>Ø of air outlet</b> 150 / 120 mm	<b>Noise level</b> 44 48 51 62 67	
<b>Width</b> 900 mm		
<b>Energy class</b> A++		











# T-DARK

T-DARK A90 NG cod. 325.0652.937



(optional)



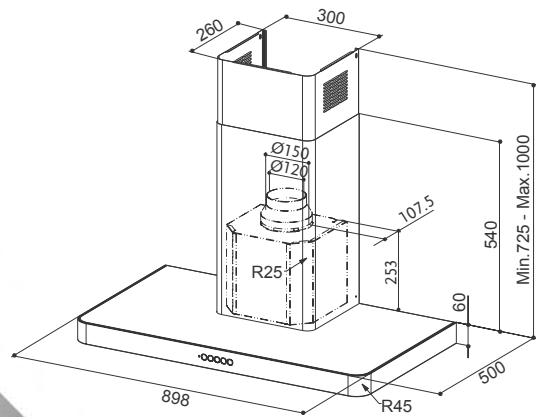
(optional)



FEATURES	PERFORMANCE	ACCESSORIES
<b>Finish</b> • Black stainless steel	<b>Speed</b> 1 2 3 INT	<b>Cod. 112.0157.243</b> F9 Charcoal filter
<b>Controls</b> Squarcle Touch	<b>Air capacity IEC point</b> 270 350 450 780	<b>Cod. 112.0676.782</b> Remote control
<b>Lighting</b> 2 LED lights	<b>Pressure</b> 460 510 560 590	<b>Cod. 112.0327.007</b> ENERGY Remote blower kit
<b>Grease filter</b> Cassettes dishwasher safe	<b>Input</b> 165 200 240 270	<b>Cod. 112.0185.276</b> FLL9 Charcoal filter Long Lasting
<b>Ø of air outlet</b> 150 / 120 mm	<b>Noise level</b> 48 54 60 71	<b>Cod. 112.0626.902</b> Kit recycling wall t-shape
<b>Width</b> 800 mm		
<b>Energy class</b> A++		



Stainless steel



WALL

# T-LIGHT

T-LIGHT EV8+ X A90 cod. 110.0456.267

T-LIGHT EV8+ WH MATT A90 cod. 110.0456.269



(optional)



FEATURES	PERFORMANCE	ACCESSORIES
<b>Finish</b> • Stainless steel • White matt	<b>Speed</b> 1 2 3 INT	<b>Cod. 112.0157.243</b>
<b>Controls</b> Square touch	<b>Air capacity IEC point</b> 270 410 580 700	F9 Charcoal filter
<b>Lighting</b> Perimeter LED light	<b>Pressure</b> 450 510 550 560	<b>Cod. 112.0676.782</b>
<b>Grease filter</b> Cassettes dishwasher safe	<b>Input</b> 150 200 240 250	Remote control
<b>Ø of air outlet</b> 150 / 120 mm	<b>Noise level</b> 50 57 65 68	<b>Cod. 112.0185.276</b>
<b>Width</b> 900 mm		FLL9 Charcoal filter Long Lasting
<b>Energy class</b> A		<b>Cod. 112.0626.902</b>
		Kit recycling wall t-shape

White matt










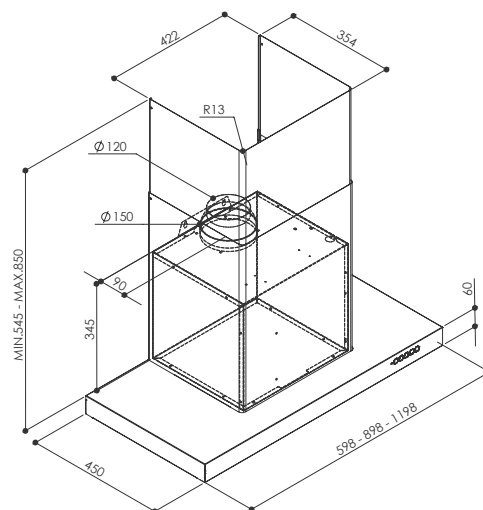
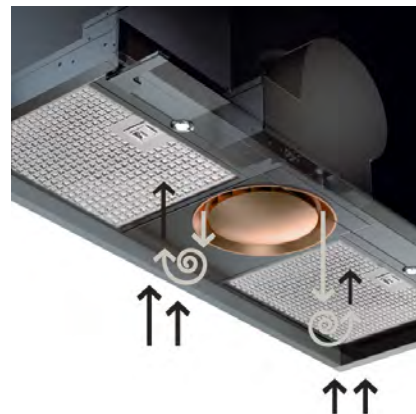








With the Steam Off System, an exclusive Faber technology, in addition to the suction phase, the hood is not only capturing air but even blowing air creating a vortex that helps convey the steam. This stops condensation on the product and on the cabinets. **DOUBLE AIR ACTION TO COMPLETELY ELIMINATE CONDENSATION.**

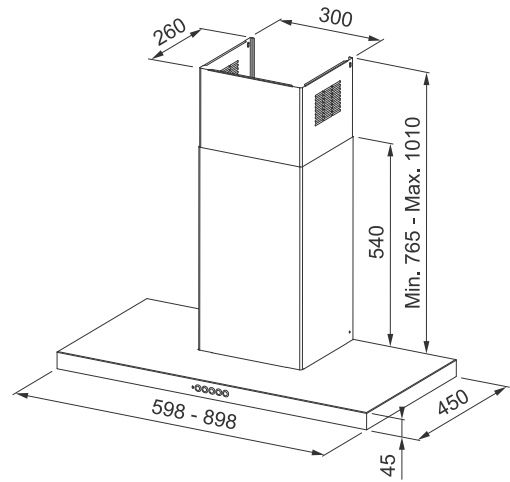


**LUFT X A60** cod. 325.0482.910  
**LUFT X A90** cod. 110.0456.293  
**LUFT X A120** cod. 325.0482.952



(optional)

WALL



# BELLA SILENCE

**BELLA SILENCE X A60** cod. 325.0658.632

**BELLA SILENCE X A90** cod. 325.0658.631



(optional)



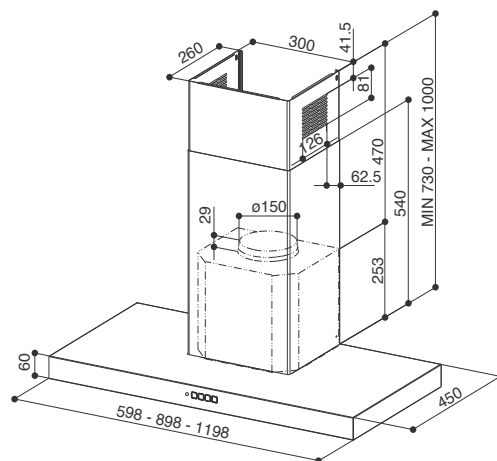
(optional)



FEATURES	PERFORMANCE	ACCESSORIES
<b>Finish</b>	<b>Speed</b> 1 2 3 INT	<b>Cod. 112.0157.243</b>
• Stainless steel		F9 Charcoal filter
<b>Controls</b>	<b>Air capacity</b> 285 365 470 750	<b>Cod. 112.0676.782</b>
Square touch	<b>Pressure</b> 450 490 510 560	Remote control
<b>Lighting</b>	<b>Input</b> 180 220 260 310	<b>Cod. 112.0157.252</b>
2 LED lights	<b>Noise level</b> 48 53 57 68	Upper chimney kit X
<b>Grease filter</b>		<b>Cod. 112.0327.007</b>
Cassettes dishwasher safe		ENERGY Remote blower kit
<b>Ø of air outlet</b>		<b>Cod. 112.0185.276</b>
150 / 120 mm		FLL9 Charcoal filter Long Lasting
<b>Width</b>		<b>Cod. 112.0626.902</b>
600 / 900 mm		Kit recycling wall T-Shape
<b>Energy class</b>		
A+		



White matt



WALL

# STILO COMFORT

**STILO COMFORT X A60** cod. 325.0615.637

**STILO COMFORT X A90** cod. 325.0615.636

**STILO COMFORT X A120** cod. 325.0615.638

**STILO COMFORT BK MATT A60** cod. 325.0618.791

**STILO COMFORT BK MATT A90** cod. 325.0618.783

**STILO COMFORT BK MATT A120** cod. 325.0618.787

**STILO COMFORT WH MATT A60** cod. 325.0618.789

**STILO COMFORT WH MATT A90** cod. 325.0618.740

**STILO COMFORT WH MATT A120** cod. 325.0618.790



SOUND PRO



HIGH FILTERING



REMOTE BLOWER



INTENSIVE SPEED



LED LIGHT

KIT (optional)

(optional)

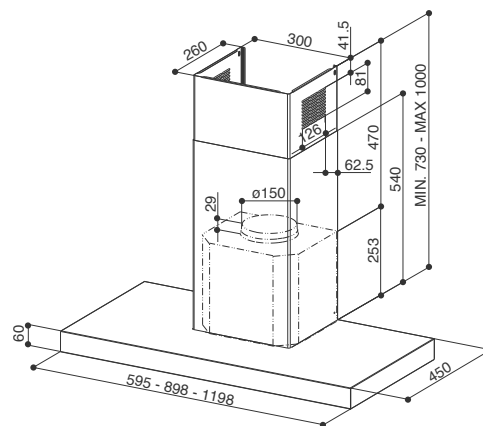
FEATURES	PERFORMANCE	ACCESSORIES
<b>Finish</b> • Stainless steel • Black matt • White matt	<b>Speed</b> 1 2 3 INT <b>Air capacity IEC point</b> 290 460 610 710 <b>Pressure</b> 390 470 530 540 <b>Input</b> 130 165 210 250 <b>Noise level</b> 50 59 66 69	<b>Cod. 112.0157.243</b> F9 Charcoal filter <b>Cod. 112.0157.252</b> Upper chimney kit X <b>Cod. 112.0327.007</b> ENERGY Remote blower kit <b>Cod. 112.0327.631</b> HFH Filter kit <b>Cod. 112.0185.276</b> FLL9 Charcoal filter Long Lasting <b>Cod. 112.0626.902</b> Kit recycling wall T-Shape
<b>Controls</b> Electronic		
<b>Lighting</b> 2 LED lights		
<b>Grease filter</b> Cassettes dishwasher safe		
<b>Ø of air outlet</b> 150 / 120 mm		
<b>Width</b> 600 / 900 / 1200 mm		
<b>Energy class</b> B		

Black matt



Stainless steel





# STILO GLASS SMART

STILO GLASS SMART X/V A60 cod. 325.0617.017

STILO GLASS SMART X/V A90 cod. 325.0617.016



SOUND PRO



HIGH FILTERING



REMOTE BLOWER



INTENSIVE SPEED



DELAY 30

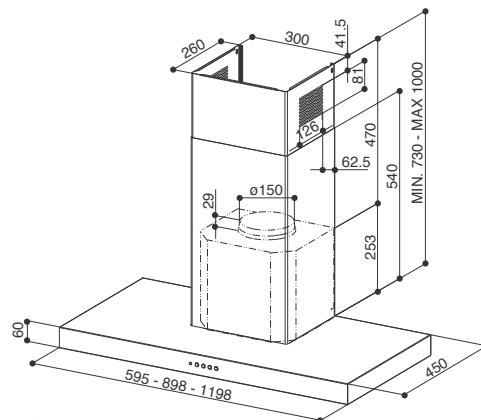


LED LIGHT

KIT (optional) (optional)

FEATURES	PERFORMANCE	ACCESSORIES
<b>Finish</b> • Stainless steel / black glass	<b>Speed</b> 1 2 3 INT	<b>Cod. 112.0157.243</b> F9 Charcoal filter
<b>Controls</b> Touch control	<b>Air capacity IEC point</b> 290 460 610 710	<b>Cod. 112.0157.252</b> Upper chimney kit X
<b>Lighting</b> 2 LED lights	<b>Pressure</b> 390 470 530 540	<b>Cod. 112.0327.631</b> HFH Filter kit
<b>Grease filter</b> Cassettes dishwasher safe	<b>Input</b> 130 165 210 250	<b>Cod. 112.0185.276</b> FLL9 Charcoal filter Long Lasting
<b>Ø of air outlet</b> 150 / 120 mm	<b>Noise level</b> 50 59 66 69	<b>Cod. 112.0626.902</b> Kit recycling wall T-Shape
<b>Width</b> 600 / 900 mm		
<b>Energy class</b> B		





WALL

# STILO SMART

**STILO SMART X A60** cod. 325.0615.633

**STILO SMART X A90** cod. 325.0615.635

**STILO SMART X A120** cod. 325.0615.634



KIT (optional)

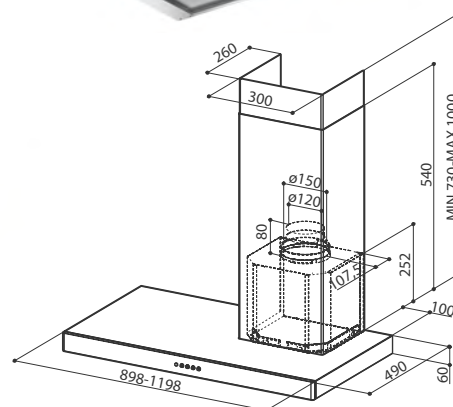
(optional)

FEATURES	PERFORMANCE	ACCESSORIES
<b>Finish</b>	<b>Speed</b> 1 2 3	<b>Cod. 112.0157.243</b>
• Stainless steel	<b>Air capacity IEC point</b> 230 320 430	F9 Charcoal filter
<b>Controls</b>	<b>Pressure</b> 220 240 250	<b>Cod. 112.0157.252</b>
Electronic	<b>Input</b> 85 95 115	Upper chimney kit X
<b>Lighting</b>	<b>Noise level</b> 53 60 67	<b>Cod. 112.0327.007</b>
2 LED lights		ENERGY Remote blower kit
<b>Grease filter</b>		<b>Cod. 112.0327.631</b>
Cassettes dishwasher safe		HFH Filter kit
<b>Ø of air outlet</b>		<b>Cod. 112.0185.276</b>
150 / 120 mm		FLL9 Charcoal filter Long Lasting
<b>Width</b>		<b>Cod. 112.0626.902</b>
600 / 900 / 1200 mm		Kit recycling wall T-Shape
<b>Energy class</b>		
C		

Stilo SX/SP



Stilo DX/SP



# STILO DX-SX

**STILO SRM SX/SP A90** cod. 325.0518.927

**STILO SRM DX/SP A90** cod. 325.0518.928

**STILO SRM SX/SP A120** cod. 325.0518.929

**STILO SRM DX/SP A120** cod. 325.0518.930



SOUND PRO



HIGH FILTERING



REMOTE BLOWER



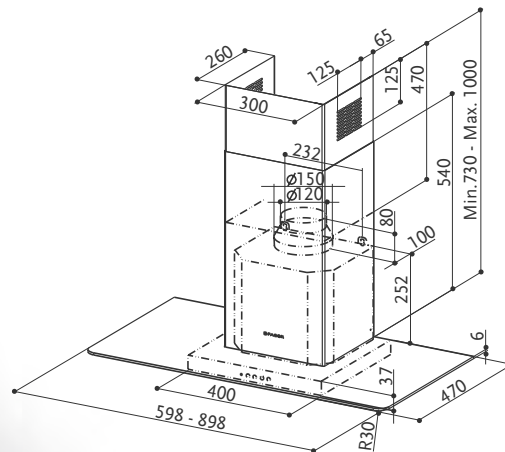
LED LIGHT

KIT (optional)

(optional)

FEATURES	PERFORMANCE	ACCESSORIES	
<b>Finish</b>	<b>Speed</b> 1 2 3	<b>Cod. 112.0157.243</b>	<b>Cod. 112.0157.272</b>
• Stainless steel	<b>Air capacity IEC point</b> 230 320 430	F9 Charcoal filter	Splashback X 1200 mm
<b>Controls</b>	<b>Pressure</b> 220 240 250	<b>Cod. 112.0157.252</b>	<b>Cod. 112.0327.007</b>
Electronic	<b>Input</b> 85 95 115	Upper chimney kit X	ENERGY Remote blower kit
<b>Lighting</b>	<b>Noise level</b> 53 60 67	<b>Cod. 112.0157.288</b>	<b>Cod. 112.0327.631</b>
2 LED lights		1 Baffle filter kit X (order 3 kits for 900 mm version 4 kits for 1200 mm version)	HFH Filter kit
<b>Grease filter</b>		<b>Cod. 112.0157.271</b>	<b>Cod. 112.0185.276</b>
Cassettes dishwasher safe		Splashback X 900 mm	FLL9 Charcoal filter Long Lasting
<b>Ø of air outlet</b>			<b>Cod. 112.0626.902</b>
150 / 120 mm			Kit recycling wall T-Shape
<b>Width</b>			
900 / 1200 mm			
<b>Energy class</b>			
C			





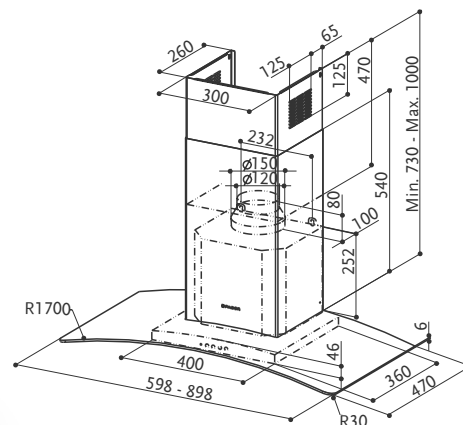
# NICE

**NICE LED SRM X/V NS A90** cod. 325.0617.053



**KIT** (optional)      (optional)

The control interface, now even more user-friendly and functional, is an iconic signature of the unmistakable Faber style.



# RAY

RAY SRM LED X/V NS A60 cod. 325.0617.020

RAY SRM LED X/V NS A90 cod. 325.0617.051



KIT (optional)

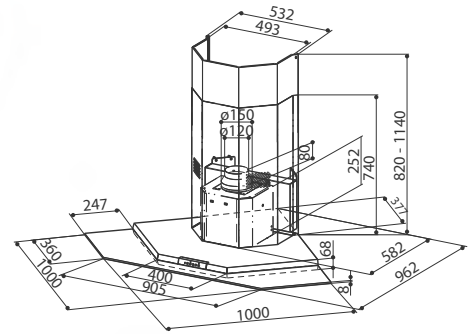
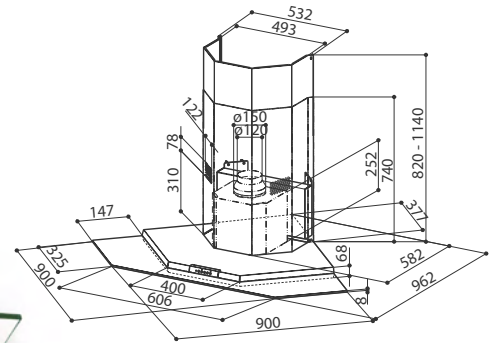

(optional)

FEATURES	PERFORMANCE	ACCESSORIES
<b>Finish</b> • Stainless steel / Glass	<b>Speed</b> 1 2 3	<b>Cod. 112.0157.243</b> F9 Charcoal filter
<b>Controls</b> Electronic	<b>Air capacity IEC point</b> 230 310 420	<b>Cod. 112.0157.252</b> Upper chimney kit X
<b>Lighting</b> 2 LED lights	<b>Pressure</b> 220 240 250	<b>Cod. 112.0327.007</b> ENERGY Remote blower kit
<b>Grease filter</b> Cassettes dishwasher safe	<b>Input</b> 85 95 115	<b>Cod. 112.0327.631</b> HFH Filter kit
<b>Ø of air outlet</b> 150 / 120 mm	<b>Noise level</b> 53 61 67	<b>Cod. 112.0185.276</b> FLL9 Charcoal filter Long Lasting
<b>Width</b> 600 / 900 mm		<b>Cod. 112.0626.902</b> Kit recycling wall T-Shape
<b>Energy class</b> C		



The control interface, now even more user-friendly and functional, is an iconic signature of the unmistakable Faber style.





WALL

# PREMIO CORNER/SP

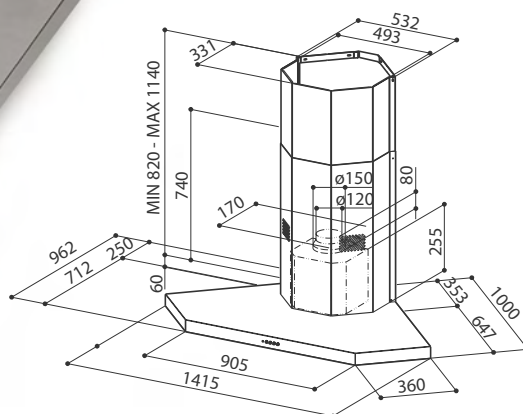
PREMIO CORNER/SP EV8 LED X/V A90 cod. 325.0537.824

PREMIO CORNER/SP EV8 LED X/V A100 cod. 325.0537.825



(optional)

FEATURES	PERFORMANCE	ACCESSORIES
<b>Finish</b> • Stainless steel / Glass	<b>Speed</b> 1 2 3 INT	<b>Cod. 112.0157.243</b> F9 Charcoal filter
<b>Controls</b> Electronic	<b>Air capacity IEC point</b> 290 460 610 710	<b>Cod. 112.0157.263</b> Upper chimney kit X
<b>Lighting</b> 4 LED	<b>Pressure</b> 390 470 530 540	<b>Cod. 112.0157.273</b> Splashback X
<b>Grease filter</b> Cassettes dishwasher safe	<b>Input</b> 130 165 210 250	<b>Cod. 112.0157.284</b> Corner adapter kit
<b>Ø of air outlet</b> 150 / 120 mm	<b>Noise level</b> 50 59 66 69	<b>Cod. 112.0327.007</b> ENERGY Remote blower kit
<b>Width</b> 900x900 / 1000x1000 mm		<b>Cod. 112.0185.276</b> FLL9 Charcoal filter Long Lasting
<b>Energy class</b> B		



# STILO CORNER

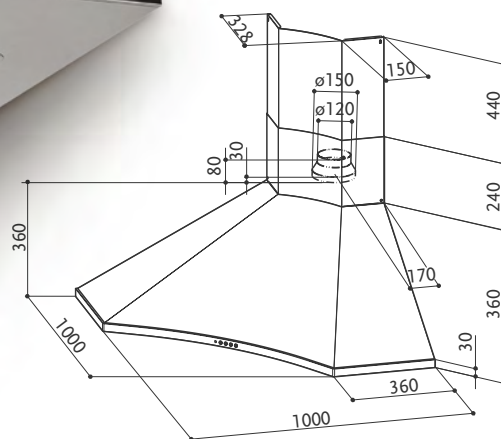
STILO CORNER/SP LED EV8 X A100 cod. 325.0538.982



(optional)

FEATURES	PERFORMANCE	ACCESSORIES
<b>Finish</b> • Stainless steel	<b>Speed</b> 1 2 3 INT	<b>Cod. 112.0157.243</b> F9 Charcoal filter
<b>Controls</b> Electronic	<b>Air capacity IEC point</b> 290 460 610 710	<b>Cod. 112.0157.263</b> Upper chimney kit X
<b>Lighting</b> 4 LED	<b>Pressure</b> 390 470 530 540	<b>Cod. 112.0157.274</b> Splashback X
<b>Grease filter</b> Cassettes dishwasher safe	<b>Input</b> 130 165 210 250	<b>Cod. 112.0157.284</b> Corner adapter kit
<b>Ø of air outlet</b> 150 / 120 mm	<b>Noise level</b> 50 59 66 69	<b>Cod. 112.0327.007</b> ENERGY Remote blower kit
<b>Width</b> 1000x1000 mm		<b>Cod. 112.0185.276</b> FLL9 Charcoal filter Long Lasting
<b>Energy class</b> B		



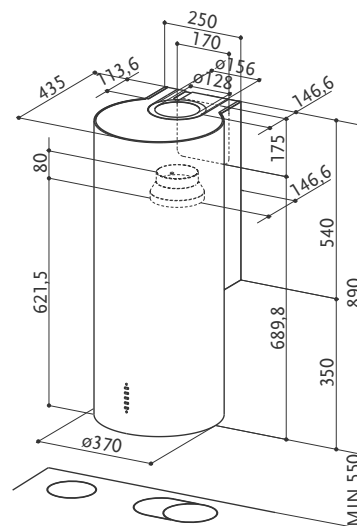


**SOLARIS EG6 LED X A100** cod. 320.0538.968



(optional)

WALL



# CYLINDRA GLOSS PLUS



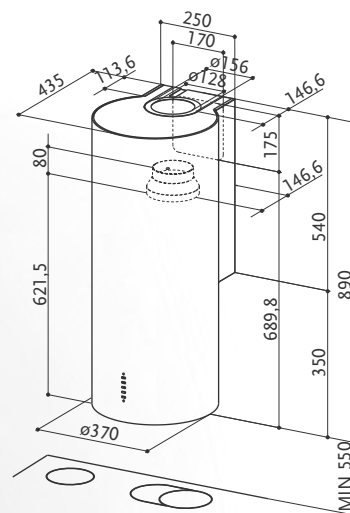
**REAR  
OUTLET**



 LED LIGHT

198





To be installed at a minimum distance from the hob of 55 cm.

WALL

# CYLINDRA

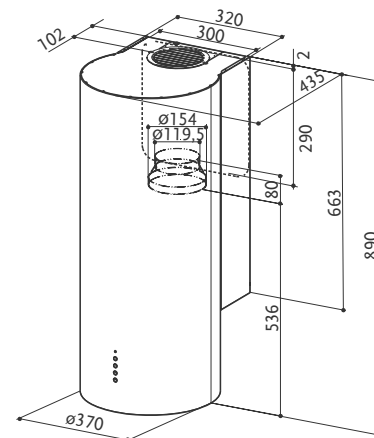
CYLINDRA EV8 X A37 cod. 110.0332.307



(optional)

(optional)

FEATURES	PERFORMANCE	ACCESSORIES
<b>Finish</b> • Stainless steel	<b>Speed</b> 1 2 3 INT	<b>Cod. 112.0157.243</b> F9 Charcoal filter
<b>Controls</b> Electronic Led	<b>Air capacity IEC point</b> 290 440 570 660	<b>Cod. 112.0676.782</b> Remote control
<b>Lighting</b> 2 LED lights	<b>Pressure</b> 390 460 500 530	<b>Cod. 112.0327.007</b> ENERGY Remote blower kit
<b>Grease filter</b> Cassettes dishwasher safe	<b>Input</b> 130 165 210 250	<b>Cod. 112.0185.276</b> FLL9 Charcoal filter Long Lasting
<b>Ø of air outlet</b> 150 / 120 mm	<b>Noise level</b> 46 58 65 68	
<b>Width</b> 370 mm		
<b>Energy class</b> B		



# ECLIPSE

ECLIPSE EV8 LED X A37 cod. 335.0538.983

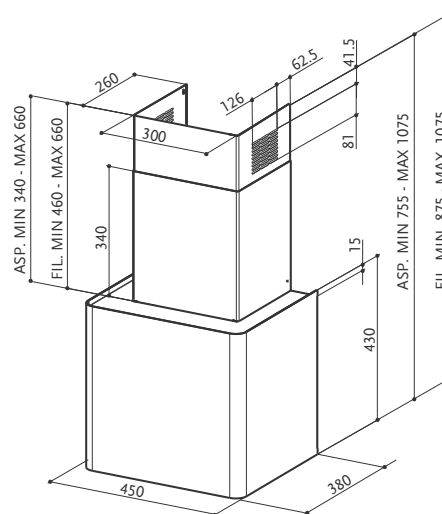


(optional)

FEATURES	PERFORMANCE	ACCESSORIES
<b>Finish</b> • Stainless steel	<b>Speed</b> 1 2 3 INT	<b>Cod. 112.0157.243</b>
<b>Controls</b> Electronic	<b>Air capacity IEC point</b> 290 430 540 620	F9 Charcoal filter
<b>Lighting</b> 2 LED lights	<b>Pressure</b> 320 440 500 520	<b>Cod. 112.0327.007</b>
<b>Grease filter</b> Cassettes dishwasher safe	<b>Input</b> 130 165 210 250	ENERGY Remote blower kit
<b>Ø of air outlet</b> 150 / 120 mm	<b>Noise level</b> 52 61 66 69	<b>Cod. 112.0185.276</b>
<b>Width</b> 370 mm		FLL9 Charcoal filter Long Lasting
<b>Energy class</b> B		



White matt



WALL

# LITHOS

**LITHOS EG6 LED BK A45** cod. 335.0533.563

**LITHOS EG6 LED WH MATT A45** cod. 335.0533.564

**LITHOS EG6 LED WH A45** cod. 335.0533.565



FEATURES	PERFORMANCE	ACCESSORIES
<b>Finish</b> • Black matt • White matt • White milk	<b>Speed</b> 1 2 3 INT <b>Air capacity IEC point</b> 250 380 510 580 <b>Pressure</b> 230 370 460 500 <b>Input</b> 80 105 140 160 <b>Noise level</b> 44 52 59 61	<b>Cod. 112.0157.240</b> F8 Charcoal filter <b>Cod. 112.0158.127</b> FHP8 Charcoal filter High Performance <b>Cod. 112.0185.278</b> FLL8 Charcoal filter Long Lasting
<b>Controls</b> Electronic		
<b>Lighting</b> 2 LED		
<b>Grease filter</b> Cassettes dishwasher safe		
<b>Ø of air outlet</b> 150 / 120 mm		
<b>Width</b> 450 mm		
<b>Energy class</b> C		

White milk



Black













Old brass - OB



Old copper - OC



Cast iron - CI



Dark grey matt - DG MATT




Old metal - OM



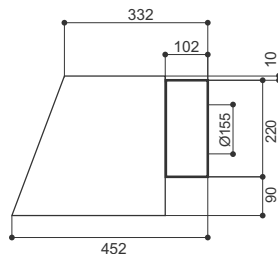
Country grey matt - CG MATT



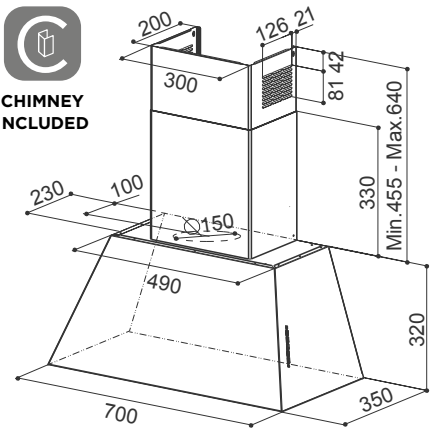




Rear air outlet kit (optional)



CHIMNEY  
INCLUDED



WALL

further specification in the accessory session on page 363

# CHLOÈ

CHLOÈ EV8+ OM A70 cod. 110.0456.129

CHLOÈ EV8+ OC A70 cod. 110.0456.174

CHLOÈ EV8+ CI A70 cod. 110.0456.175

CHLOÈ EV8+ OB A70 cod. 110.0456.177

CHLOÈ EV8+ DG MATT A70 cod. 110.0458.989

CHLOÈ EV8+ CG MATT A70 cod. 110.0459.033



SOUND PRO



REMOTE  
BLOWER

(optional)



REAR  
OUTLET



PERIMETER  
ASPIRATION



INTENSIVE  
SPEED



30  
DELAY 30



24  
HOUR 24



FILTER  
ALARM



REMOTE  
CONTROL

(optional)



LED LIGHT



A  
ENERGY

FEATURES	PERFORMANCE	ACCESSORIES	
<b>Finish</b> <ul style="list-style-type: none"> <li>• Old metal</li> <li>• Old copper</li> <li>• Cast iron</li> <li>• Old brass</li> <li>• Dark grey matt</li> <li>• Country grey matt</li> </ul>	<b>Speed</b> 1    2    3    INT <b>Air capacity IEC point</b> 270 410 590 730 <b>Pressure</b> 460 550 590 600 <b>Input</b> 150 200 240 250 <b>Noise level</b> 49 56 64 68	<b>Cod. 112.0157.240</b> F8 Charcoal filter <b>Cod. 112.0676.782</b> Remote control <b>Cod. 112.0327.007</b> ENERGY Remote blower kit <b>Cod. 112.0158.127</b> FHP8 Charcoal filter High Performance <b>Cod. 112.0185.278</b> FLL8 Charcoal filter Long Lasting <b>Cod. 112.0490.249</b> Rear air outlet kit OM	<b>Cod. 112.0490.250</b> Rear air outlet kit OC <b>Cod. 112.0490.261</b> Rear air outlet kit CI <b>Cod. 112.0490.262</b> Rear air outlet kit OB <b>Cod. 112.0490.263</b> Rear air outlet kit DG MATT <b>Cod. 112.0490.264</b> Rear air outlet kit CG MATT
<b>Controls</b> Electronic Led			
<b>Lighting</b> LED light			
<b>Grease filter</b> Cassettes dishwasher safe			
<b>Ø of air outlet</b> 150 /120 mm			
<b>Width</b> 700 mm			
<b>Energy class</b> A			

Cast iron - CI



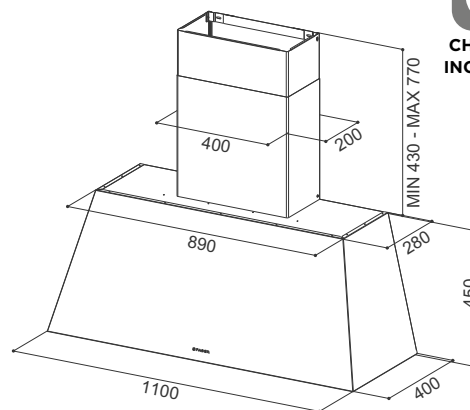
Country grey matt - CG MATT





## THE GREATNESS OF UNCONVENTIONAL DESIGN.

What would you rather do?  
Bask in the inspiring warmth of  
tradition, or experience thrilling  
new emotions every day? With  
Chloè XL you can do both. This  
hood combines exciting design  
with traditional character and  
takes high-tech performance  
and timeless elegance to a whole  
new level.



WALL

# CHLOÈ XL

CHLOÈ XL CG MATT A110 cod. 321.0506.535

CHLOÈ XL CI A110 cod. 321.0506.536



(optional)

FEATURES	PERFORMANCE	ACCESSORIES
<b>Finish</b> • Country grey matt • Cast iron	<b>Speed</b> 1 2 3 INT	<b>Cod. 112.0157.240</b> F8 Charcoal filter
<b>Controls</b> Electromechanical Knob	<b>Air capacity IEC point</b> 260 390 510 600	<b>Cod. 112.0158.127</b> FHP8 Charcoal filter High Performance
<b>Lighting</b> LED light	<b>Pressure</b> 230 370 470 500	<b>Cod. 112.0185.278</b> FLL8 Charcoal filter Long Lasting
<b>Grease filter</b> Cassettes dishwasher safe	<b>Input</b> 80 105 140 160	<b>Cod. 112.0327.007</b> ENERGY Remote blower kit
<b>Ø of air outlet</b> 150 /120 mm	<b>Noise level</b> 52 54 58 62	
<b>Width</b> 1100 mm		
<b>Energy class</b> C		







Dark grey matt / stainless steel frame



White matt / stainless steel frame



White matt / durmast wood frame



Dark grey matt / durmast wood frame



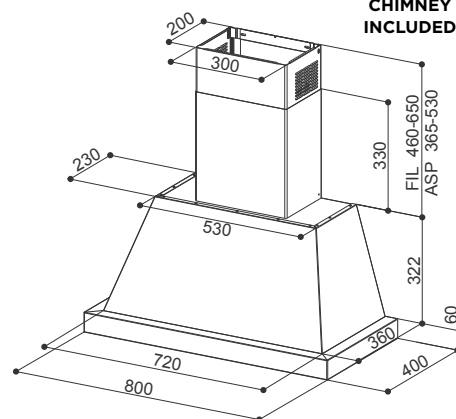


## STYLE IN EVERY DETAIL, TECHNOLOGY IN EVERY BREATH.

Today, the world is one nation, the whole planet a global village. And the pleasure of country living has reached even the biggest metropolis. Today is the era of Thea. This is a hood that looks beyond the walls of your kitchen, opening up new horizons in design and redefining life in the home. But take nothing for granted! Despite its vintage soul, this hood packs the performance needed for today's industrial world.



CHIMNEY  
INCLUDED



WALL

# THEA



THEA EV8 WH MATT A80 SC cod. 321.0517.783

THEA EV8 DG MATT A80 SC cod. 321.0517.784



(optional)

THE THEA HOOD MUST BE MATCHED WITH ONE OF THE AVAILABLE FRAMES

FEATURES	PERFORMANCE	ACCESSORIES	FRAME FINISH
<b>Finish</b> • White matt • Dark grey matt	<b>Speed</b> 1 2 3 INT <b>Air capacity IEC point</b> 310 470 620 740 <b>Pressure</b> 390 460 500 530 <b>Input</b> 130 165 210 250 <b>Noise level</b> 49 58 64 67	<b>Cod. 112.0157.240</b> F8 Charcoal filter <b>Cod. 112.0327.007</b> ENERGY Remote blower kit <b>Cod. 112.0158.127</b> FHP8 Charcoal filter High Performance <b>Cod. 112.0185.278</b> FLL8 Charcoal filter Long Lasting <b>Cod. 112.0527.474</b> Durmast shelf kit	<b>Cod. 112.0516.433</b> Kit stainless steel frame Thea wall 800mm  <b>Cod. 112.0516.434</b> Kit durmast frame Thea wall 800mm 
<b>Controls</b> Electronic			
<b>Lighting</b> LED light			
<b>Grease filter</b> Cassettes dishwasher safe			
<b>Ø of air outlet</b> 150 /120 mm			
<b>Width</b> 800 mm			
<b>Energy class</b> B			



# FOOD SET

**FOOD SET** cod. 112.0524.622

This professional food set boasts impressive and exclusive characteristics, including a base made from Krion, produced with the **Krion Eco-Active Solid Technology™**.

This new technology present in Krion™ Eco-Active resides in incorporating a series of activators into the product, specially developed by Krion, which when in contact with any type of light, provide Krion™ Eco-Active with the following new properties: Air purification, Anti-bacteria, Selfcleaning and Elimination of chemical products.

A large number of compounds that are dangerous to our health have been eliminated, such as pesticides present in our surroundings, and especially in the foods we consume.

The base is specially shaped to contain the set's washable food bag and solid wood cutting board. In this set, three practical accessories combine to form a unique solution.

The Thea food set is ideal for the elegant presentation of bread, charcuterie, cheese and fruit, and for use as a simple but chic platter to serve guests at important occasions with rustic aperitifs and finger foods.

## FEATURES

**Material:** Krion base  
**Finish:** White  
**Non-porous surface**  
**Anti-bacterial properties**  
**Made from fully recyclable, ecological material**  
**Tough and long-lasting**  
**Dimensions:** 440x200x10 mm

## MAINTENANCE

Dishwasher washable.

Self-cleaning: liquids and dirt can be cleaned from the surface of the material with greater ease, reducing the use of detergents. To remove stubborn dirt and surface scratches, clean with a dry, slightly abrasive kitchen sponge.

**Material:** Solid wood insert  
**Finish:** Durmast

**ORDINARY MAINTENANCE:** Wipe with a damp sponge and dry with a cloth.

**SPECIAL MAINTENANCE:** To nourish the wood and keep the colour bright, pass a cloth dipped in a few drops of cooking oil.







# KIT MENSOLA

## SHELF KIT

**KIT SHELF** cod. 112.0527.474

This wood shelf kit is a great way to add value to your kitchen. Simple and compatible with all styles, this accessory blends great functionality and attractive design.

### FEATURES

**Material:** Wood

**Finish:** Durmast

**Shelf bracket:** Internal

**Dimensions:** 600x400x30 mm

**ORDINARY MAINTENANCE:** For normal cleaning, simply dust the top with a soft cloth.

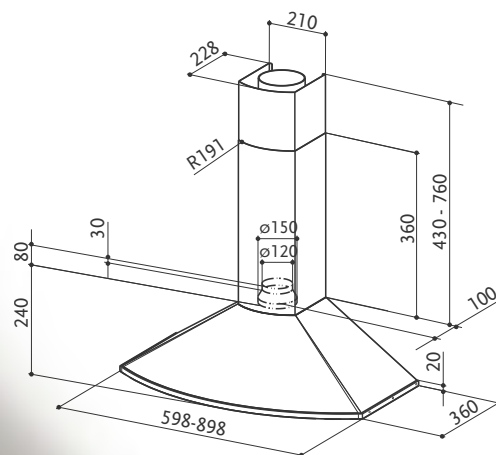
**SPECIAL MAINTENANCE:** Every 2 or 3 months the wooden surface must be polished using a commercially available beeswax product in a colour specific to the type of wood.

NEVER use aggressive detergents or water, as these may damage the surface varnish over time.



We recommend combining it with Thea and Thea Island hoods that have frame in the same durmast wood finish.





# TENDER

**TENDER X A60** cod. 110.0157.048

**TENDER X A90** cod. 110.0157.049



(optional)



LED LIGHT

FEATURES	PERFORMANCE			ACCESSORIES			
<b>Finish</b>	<b>Speed</b>	1	2	3	<b>Cod. 112.0157.240</b>	<b>Cod. 112.0157.272</b>	
• Stainless steel	<b>Air capacity IEC point</b>		255	320	400	F8 Charcoal filter	Splashback X 1200 mm
<b>Controls</b>	<b>Pressure</b>		175	210	235	<b>Cod. 112.0157.262</b>	<b>Cod. 112.0327.007</b>
Electromechanical	<b>Input</b>		70	100	125	Upper chimney kit X	ENERGY Remote blower kit
<b>Lighting</b>	<b>Noise level</b>		55	62	68	<b>Cod. 112.0157.270</b>	<b>Cod. 112.0158.127</b>
2 LED						Splashback X 600 mm	FHP8 Charcoal filter High Perfor- mance
<b>Grease filter</b>						<b>Cod. 112.0157.271</b>	<b>Cod. 112.0185.278</b>
Cassettes dishwasher safe						Splashback X 900 mm	FLL8 Charcoal filter Long Lasting
<b>Ø of air outlet</b>							
150 / 120 mm							
<b>Width</b>							
600 / 900 mm							
<b>Energy class</b>							
D							





Frame design C2  
LIME finish  
FRAME NOT INCLUDED




Frame design C3  
ASH finish  
FRAME NOT INCLUDED





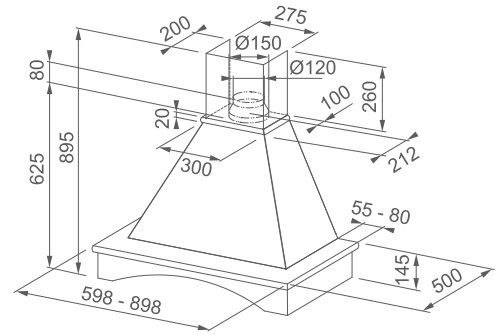


**WEST 90 NF** cod. 321.0693.744



Frame design C3

Frame design C3  
ASH finish  
FRAME NOT INCLUDED



# RANCH

**RANCH 60 NF** cod. 321.0693.748

**RANCH 90 NF** cod. 321.0693.747



THE RANCH CORNER HOOD MUST BE MATCHED WITH ONE OF THE AVAILABLE FRAMES

FEATURES	PERFORMANCES	ACCESSORIES	FINITURA CORNICI
<b>Finish</b> • White RAL 9010	<b>Speed</b> 1 2 3	<b>Cod. 112.0067.944</b> F3 Charcoal filter	<b>Cod. 112.0693.759</b> KIT FRAME ASH 60 C3 Frame finish ASH
<b>Controls</b> Electromechanical Slider	<b>Air capacity IEC point</b> 240 330 450	<b>Cod. 112.0544.470</b> FLL3 Charcoal filter Long Lasting	<b>Cod. 112.0693.760</b> KIT FRAME ASH 90 C3 Frame finish ASH
<b>Lighting</b> 2 LED lights	<b>Pressure</b> 220 250 250		<b>Cod. 112.0693.761</b> KIT FRAME LIME 60 C2 Frame finish LIME
<b>Grease filter</b> Cassettes dishwasher safe	<b>Input</b> 85 95 115		<b>Cod. 112.0693.762</b> KIT FRAME LIME 90 C2 Frame finish LIME
<b>Ø of air outlet</b> 150 / 120 mm	<b>Noise level</b> 53 61 67		<b>Cod. 112.0693.763</b> KIT FRAME LIME 60 C3 Frame finish LIME
<b>Width</b> 600 / 900 mm			<b>Cod. 112.0693.764</b> KIT FRAME LIME 90 C3 Frame finish LIME
<b>Energy class</b> C			



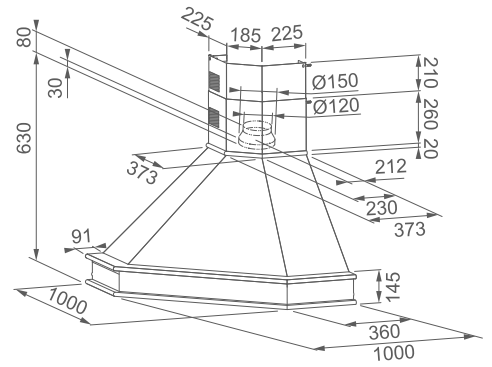
Frame design C3



Frame design C2



Frame design C2  
ASH finish  
FRAME NOT INCLUDED



WALL

# RANCH CORNER

RANCH CORNER 90 NF cod. 321.0693.746



THE RANCH CORNER HOOD MUST BE MATCHED WITH ONE OF THE AVAILABLE FRAMES

FEATURES	PERFORMANCES	ACCESSORIES	FRAME FINISH
<b>Finish</b> • White RAL 9010	<b>Speed</b> 1    2    3	<b>Cod. 112.0067.944</b> F3 Charcoal filter	<b>Cod. 112.0693.765</b> KIT FRAME ASH CORNER 90 C2 Frame finish ASH
<b>Controls</b> Electromechanical Slider	<b>Air capacity IEC point</b> 240   330   450	<b>Cod. 112.0544.470</b> FLL3 Charcoal filter Long Lasting	<b>Cod. 112.0693.766</b> KIT FRAME ASH CORNER 90 C3 Frame finish ASH
<b>Lighting</b> 2 LED lights	<b>Pressure</b> 220   250   250		
<b>Grease filter</b> Cassettes dishwasher safe	<b>Input</b> 85    95    115		
<b>Ø of air outlet</b> 150 / 120 mm	<b>Noise level</b> 53    61    67		
<b>Width</b> 900 mm			
<b>Energy class</b> C			



Frame design C2



Frame design C3

Perfect in their every detail, extremely powerful, ideal for all-round kitchen use. Island workstation kitchens take on a central role in the house and in daily family life: cooking instantly develops into personal flair, passion, choice, an intimate, private activity. Island decorative hoods are attractive from all viewpoints, with perfect form in all its features: there is no hidden side or corner not seen by the naked eye. Characterised by symmetry and uniformity, illuminating the centre of our family lives.



# ISLAND

BELLA SILENCE ISLAND	230
CHLOÈ ISLAND	241
CHLOÈ XL ISLAND	245
CORINTHIA ISLAND	235
CYLINDRA ISLAND	237
CYLINDRA ISLAND GLOSS PLUS	236
FOOD SET	248
GLASSY ISLAND	231
KIT MENSOLA	249
STILO COMFORT ISLAND	228
STILO GLASS SMART ISLAND	229
THEA ISLAND	247
T-SHELF	225
T-LIGHT ISLAND	227









Black matt

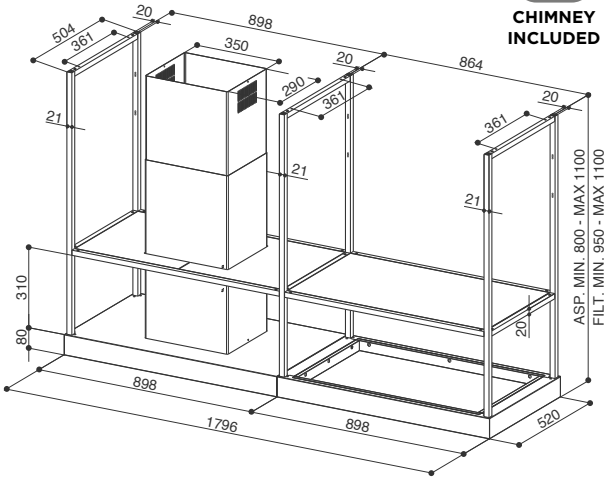
Titanium matt





ELEGANT INDUSTRIAL STYLE

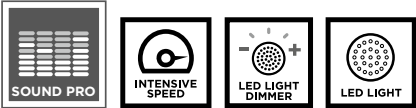
T-shelf is the iconic island hood with an elegant industrial style. With its trestle structure, exclusive smoked glass shelves and double LED bar with dimmer, this practical and smart solution contributes to complementing the kitchen environment.



ISLAND

# T-SHELF

**T-SHELF EV8 BK MATT A180** cod. 325.0606.131  
**T-SHELF EV8 TITANIUM MATT A180** cod. 325.0617.018

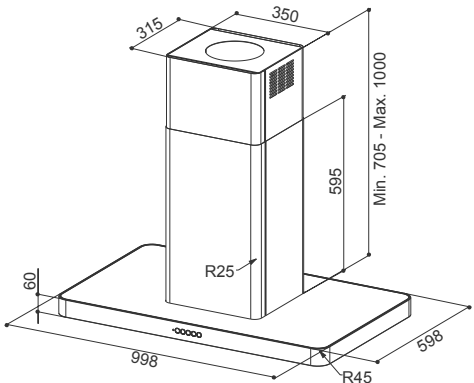


FEATURES	PERFORMANCE	ACCESSORIES
<b>Finish</b> • Black matt • Titanium matt	<b>Speed</b> 1 2 3 INT	<b>Cod. 112.0157.243</b>
<b>Controls</b> Rotative controls	<b>Air capacity IEC point</b> 290 460 610 710	F9 Charcoal filtero
<b>Lighting</b> 2 LED light bar	<b>Pressure</b> 390 470 530 540	<b>Cod. 112.0185.276</b>
<b>Grease filter</b> Cassettes dishwasher safe	<b>Input</b> 130 165 210 250	FLL9 Charcoal filter Long Lasting
<b>Ø of air outlet</b> 150 / 120 mm	<b>Noise level</b> 50 59 66 69	
<b>Width</b> 1800 mm		
<b>Energy class</b> B		





Stainless steel



ISLAND

# T-LIGHT ISLAND

T-LIGHT ISLAND EV8+ X A100 cod. 110.0456.264  
T-LIGHT ISLAND EV8+ WH MATT A100 cod. 110.0456.265

SOUND PRO

PERIMETER ASPIRATION

INTENSIVE SPEED

REMOTE CONTROL

LED LIGHT

(optional)

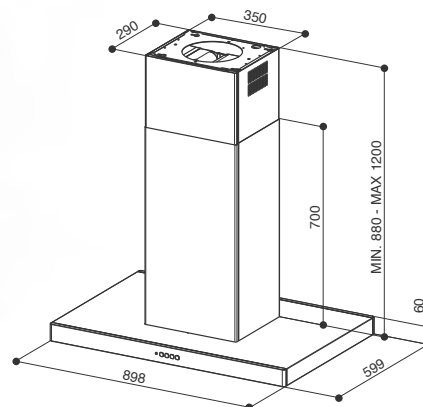
A  
ENERGY

FEATURES	PERFORMANCE	ACCESSORIES
<b>Finish</b> <div>• Stainless steel • White matt</div>	<b>Speed</b> <div>1 2 3 INT</div>	<b>Cod. 112.0157.243</b>
<b>Controls</b> <div>Square touch</div>	<b>Air capacity IEC point</b> <div>270 410 580 700</div>	F9 Charcoal filter
<b>Lighting</b> <div>Perimeter LED light</div>	<b>Pressure</b> <div>450 510 550 560</div>	<b>Cod. 112.0676.782</b>
<b>Grease filter</b> <div>Cassettes dishwasher safe</div>	<b>Input</b> <div>150 200 240 250</div>	Remote control
<b>Ø of air outlet</b> <div>150 / 120 mm</div>	<b>Noise level</b> <div>50 57 65 68</div>	<b>Cod. 112.0185.276</b>
<b>Width</b> <div>1000 mm</div>		FLL9 Charcoal filter Long Lasting
<b>Energy class</b> <div>A</div>		<b>Cod. 112.0626.903</b>
		Kit Recycling Island T-Shape

White matt



Black matt



# STILO COMFORT ISLAND

**STILO COMFORT ISLAND X A90** cod. 325.0618.738

**STILO COMFORT ISLAND WH MATT A90** cod. 325.0618.793

**STILO COMFORT ISLAND BK MATT A90** cod. 325.0618.792



KIT (optional) (optional)

FEATURES	PERFORMANCE	ACCESSORIES
<b>Finish</b> <ul style="list-style-type: none"> <li>• Stainless steel</li> <li>• Black matt</li> <li>• White matt</li> </ul>	<b>Speed</b> 1    2    3    INT	<b>Cod. 112.0157.243</b> F9 Charcoal filter
<b>Controls</b> Electronic	<b>Air capacity IEC point</b> 290 460 610 710	<b>Cod. 112.0327.007</b> ENERGY Remote blower kit
<b>Lighting</b> 4 LED lights	<b>Pressure</b> 390 470 530 540	<b>Cod. 112.0327.631</b> HFH Filter kit
<b>Grease filter</b> Cassettes dishwasher safe	<b>Input</b> 130 165 210 250	<b>Cod. 112.0185.276</b> FLL9 Charcoal filter Long Lasting
<b>Ø of air outlet</b> 150 / 120 mm	<b>Noise level</b> 50 59 66 69	<b>Cod. 112.0626.903</b> Kit Recycling Island T-Shape
<b>Width</b> 900 mm		
<b>Energy class</b> B		

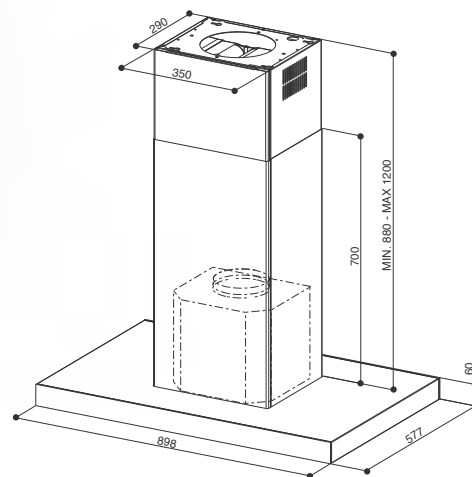
Stainless steel



White matt







ISLAND

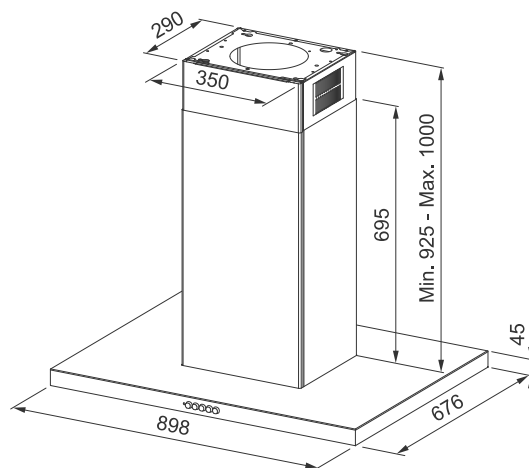
# STILO GLASS SMART ISLAND

STILO GLASS SMART ISLAND A90 cod. 325.0618.802



KIT (optional) (optional)

FEATURES	PERFORMANCE	ACCESSORIES
<b>Finish</b> • Stainless steel / Black glass	<b>Speed</b> 1 2 3 INT	<b>Cod. 112.0157.243</b> F9 Charcoal filter
<b>Controls</b> 4 LED lights	<b>Air capacity IEC point</b> 290 460 610 710	<b>Cod. 112.0327.007</b> ENERGY Remote blower kit
<b>Lighting</b> 4 LED	<b>Pressure</b> 390 470 530 540	<b>Cod. 112.0327.631</b> HFH Filter kit
<b>Grease filter</b> Cassettes dishwasher safe	<b>Input</b> 130 165 210 250	<b>Cod. 112.0185.276</b> FLL9 Charcoal filter Long Lasting
<b>Ø of air outlet</b> 150 / 120 mm	<b>Noise level</b> 50 59 66 69	<b>Cod. 112.0626.903</b> Kit Recycling Island T-Shape
<b>Width</b> 900 mm		
<b>Energy class</b> B		



# BELLA SILENCE ISLAND

BELLA SILENCE IS. X A90 cod. 325.0658.190



(optional)

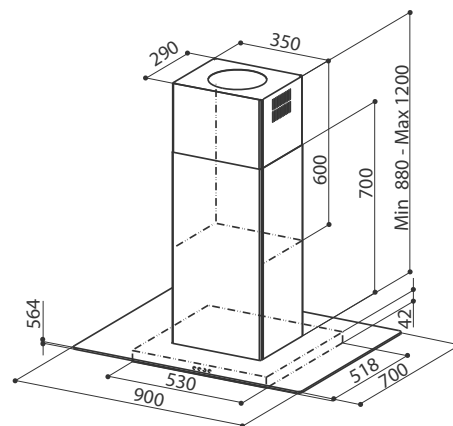


(optional)



FEATURES	PERFORMANCE	ACCESSORIES
<b>Finish</b> • Stainless steel	<b>Speed</b> 1 2 3 INT	<b>Cod. 112.0157.243</b> F9 Charcoal filter
<b>Controls</b> Squarcle touch	<b>Air capacity IEC point</b> 285 365 470 750	<b>Cod. 112.0676.782</b> Remote control
<b>Lighting</b> 4 LED lights	<b>Pressure</b> 450 490 510 560	<b>Cod. 112.0157.268</b> Upper chimney kit X
<b>Grease filter</b> Stainless steel Cassettes dishwasher safe	<b>Input</b> 180 220 260 310	<b>Cod. 112.0327.007</b> ENERGY Remote blower kit
<b>Ø of air outlet</b> 150 / 120 mm	<b>Noise level</b> 48 53 57 68	<b>Cod. 112.0185.276</b> FLL9 Charcoal filter Long Lasting
<b>Width</b> 900 mm		<b>Cod. 112.0626.903</b> Kit Recycling Island T-Shape
<b>Energy class</b> A+		





# GLASSY ISLAND

GLASSY ISLAND/SP EV8 X/V NS A90 cod. 325.0617.019



(optional)

FEATURES	PERFORMANCE	ACCESSORIES
<b>Finish</b> • Stainless steel / Glass	<b>Speed</b> 1 2 3 INT	<b>Cod. 112.0157.243</b> F9 Charcoal filter
<b>Controls</b> Electronic	<b>Air capacity IEC point</b> 300 450 600 700	<b>Cod. 112.0157.288</b> 1 Baffle filter kit (order 2 kits)
<b>Lighting</b> 4 LED lights	<b>Pressure</b> 390 470 530 540	<b>Cod. 112.0327.007</b> ENERGY Remote blower kit
<b>Grease filter</b> Cassettes dishwasher safe	<b>Input</b> 130 165 210 250	<b>Cod. 112.0185.276</b> FLL9 Charcoal filter Long Lasting
<b>Ø of air outlet</b> 150 / 120 mm	<b>Noise level</b> 52 61 67 70	<b>Cod. 112.0626.903</b> Kit Recycling Island T-Shape
<b>Width</b> 900 mm		
<b>Energy class</b> B		



The control interface, now even more user-friendly and functional, is an iconic signature of the unmistakable Faber style.







DG MATT/CONCRETE  
Dark grey matt/Concrete



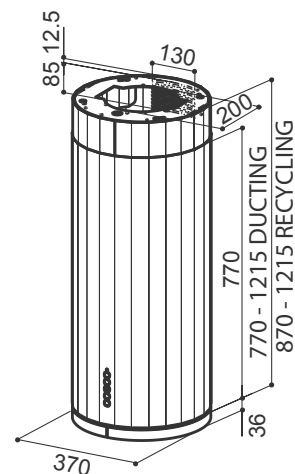
WH MATT/TS  
White matt/Tibetan silver



X/OM  
Stainless steel/Old metal







# CORINTHIA ISLAND

**CORINTHIA ISLAND EV8+ WH MATT/TS A37** cod. 110.0456.219

**CORINTHIA ISLAND EV8+ DG MATT/CONCRETE A37** cod. 110.0456.220

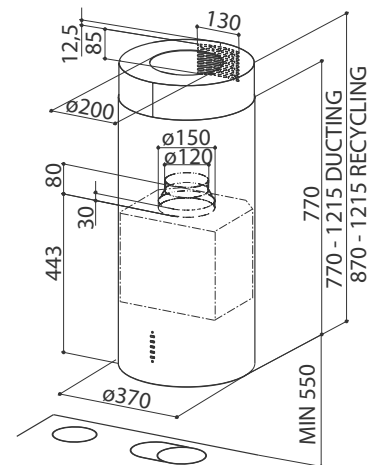
**CORINTHIA ISLAND EV8+ X/OM A37** cod. 110.0456.261



(optional)



FEATURES	PERFORMANCE	ACCESSORIES
<b>Finish</b> • White matt / Tibetan silver • Dark grey matt / Concrete • Stainless steel / Old metal	<b>Speed</b> 1 2 3 INT <b>Air capacity IEC point</b> 280 400 570 700 <b>Pressure</b> 450 540 580 590 <b>Input</b> 150 200 240 250 <b>Noise level</b> 48 56 65 69	<b>Cod. 112.0157.243</b> F9 Charcoal filter <b>Cod. 112.0676.782</b> Remote control <b>Cod. 112.0185.276</b> FLL9 Charcoal filter Long Lasting
<b>Controls</b> Squarcle touch		
<b>Lighting</b> Micro LED lights		
<b>Grease filter</b> Cassettes dishwasher safe		
<b>Ø of air outlet</b> 150 / 120 mm		
<b>Width</b> 370 mm		
<b>Energy class</b> A		



To be installed at a minimum distance from the hob of 55 cm.

# CYLINDRA ISLAND GLOSS PLUS

CYLINDRA ISLAND GLOSS PLUS EV8+ WH A37 cod. 335.0492.563



(optional)



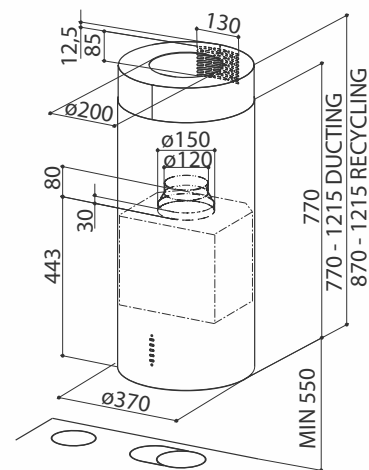
(optional)



FEATURES	PERFORMANCE	ACCESSORIES
<b>Finish</b>	<b>Speed</b>	<b>Cod. 112.0157.243</b>
• White gloss	1 2 3 INT	F9 Charcoal filter
<b>Controls</b>	<b>Air capacity IEC point</b>	<b>Cod. 112.0676.782</b>
Electronic Led	280 400 570 700	Remote control
<b>Lighting</b>	<b>Pressure</b>	<b>Cod. 112.0327.007</b>
Micro LED Lights	450 540 580 590	ENERGY Remote blower kit
<b>Grease filter</b>	<b>Input</b>	<b>Cod. 112.0286.014</b>
Cassettes dishwasher safe	150 200 240 250	Upper chimney kit WH H990
<b>Ø of air outlet</b>	<b>Noise level</b>	<b>Cod. 112.0185.276</b>
150 / 120 mm	48 56 65 69	FLL9 Charcoal filter Long Lasting
<b>Width</b>		
370 mm		
<b>Energy class</b>		
A		








To be installed at a minimum distance from the hob of 55 cm.

ISLAND

# CYLINDRA ISLAND

CYLINDRA ISLAND EV8 X A37 ELN cod. 110.0332.308



FEATURES	PERFORMANCE	ACCESSORIES
<b>Finish</b>	<b>Speed</b>	<b>Cod. 112.0157.243</b>
• Stainless steel	1 2 3 INT	F9 Charcoal filter
<b>Controls</b>	<b>Air capacity</b>	<b>Cod. 112.0676.782</b>
Electronic Led	<b>IEC point</b>	Remote control
<b>Lighting</b>	<b>Pressure</b>	<b>Cod. 112.0327.007</b>
2 LED lights	<b>Input</b>	ENERGY Remote blower kit
<b>Grease filter</b>	<b>Noise level</b>	<b>Cod. 112.0157.267</b>
Cassettes dishwasher safe		Upper chimney kit X
<b>Ø of air outlet</b>		<b>Cod. 112.0185.276</b>
150 / 120 mm		FLL9 Charcoal filter Long Lasting
<b>Width</b>		
370 mm		
<b>Energy class</b>		
B		







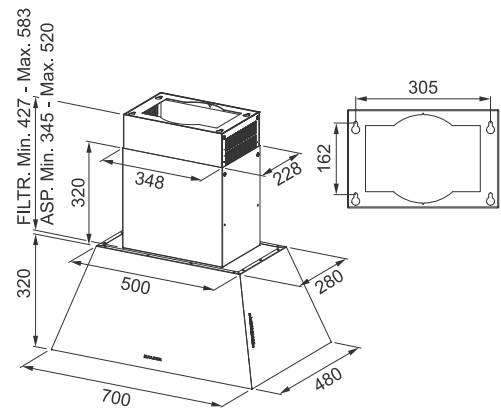
Dark grey matt - DG MATT



Cast iron - CI







# CHLOÈ ISLAND

CHLOÈ ISLAND DG MATT A70 cod. 321.0666.589

CHLOÈ ISLAND CI A70 cod. 321.0666.588



(optional)



FEATURES	PERFORMANCE	ACCESSORIES
<b>Finish</b> • Dark grey matt • Cast iron	<b>Speed</b> 1 2 3 INT	<b>Cod. 112.0157.240</b> F8 Charcoal filter
<b>Controls</b> Electronic Led	<b>Air capacity IEC point</b> 280 420 600 770	<b>Cod. 112.0676.782</b> Remote control
<b>Lighting</b> 2 LED lights	<b>Pressure</b> 450 540 590 600	<b>Cod. 112.0327.007</b> ENERGY Remote blower kit
<b>Grease filter</b> Cassettes dishwasher safe	<b>Input</b> 160 210 275 320	<b>Cod. 112.0158.127</b> FHP8 Charcoal filter High Performance
<b>Ø of air outlet</b> 150 /120 mm	<b>Noise level</b> 45 52 61 67	<b>Cod. 112.0185.278</b> FLL8 Charcoal filter Long Lasting
<b>Width</b> 700 mm		
<b>Energy class</b> A+		









NEAUCH

ISLAND

Country grey matt - CG MATT



Cast iron - CI

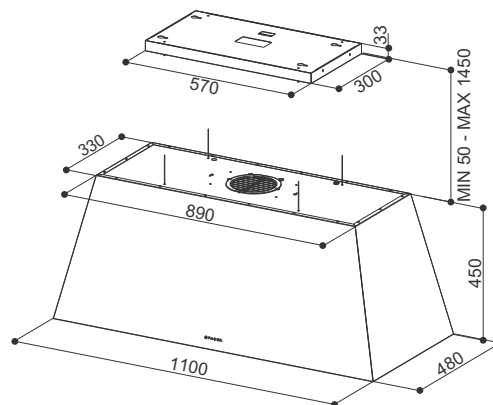


\* Ducted installation



## UNIQUE PERSONALITY EXPRESSED IN PERFORMANCE.

Some ideas cast new light on everything around them: even colours, flavours and everyday gestures. In a dull, uniform world they epitomise newness, inspire beauty and establish a new sense of proportion. Chloè XL Island is one of these ideas. Designed to take style to a higher level, Chloè XL Island adds the excitement of broader horizons and new dimensions to your kitchen.



ISLAND

# CHLOÈ XL ISLAND

CHLOÈ XL ISLAND CG MATT F110 cod. 321.0506.537

CHLOÈ XL ISLAND CI F110 cod. 321.0506.538




FEATURES	PERFORMANCE	ACCESSORIES
<b>Finish</b> • Country grey matt • Cast iron	<b>Speed</b> 1 2 3 INT <b>Air capacity IEC point</b> 260 390 510 600 <b>Pressure</b> 230 370 470 500 <b>Input</b> 80 105 140 160 <b>Noise level</b> 52 54 58 62	<b>Cod. 112.0157.240</b> F8 Charcoal filter <b>Cod. 112.0516.426*</b> Chimney kit island Cast iron <b>Cod. 112.0516.427*</b> Chimney kit island Country grey matt <b>Cod. 112.0158.127</b> FHP8 Charcoal filter High Performance <b>Cod. 112.0185.278</b> FLL8 Charcoal filter Long Lasting <b>Cod. 112.0691.642</b> Cable Extension Kit
<b>Controls</b> Electromechanical Knob		
<b>Lighting</b> 2 LED		
<b>Grease filter</b> Cassettes dishwasher safe		
<b>Ø of air outlet</b> 150 /120 mm		
<b>Width</b> 1100 mm		
<b>Energy class</b> C		

\*Needed for ducted installation

Dark grey matt /  
stainless steel frame



Dark grey matt / durmast wood frame



\* Ducted installation

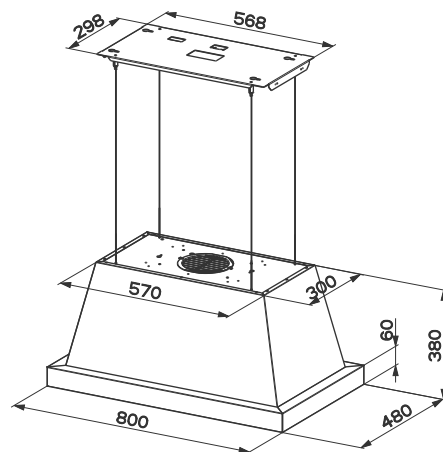
White matt / stainless steel frame



White matt / durmast wood frame









# THEA ISLAND

THEA ISLAND EV8 WH MATT F80 SC cod. 321.0517.781

THEA ISLAND EV8 DG MATT F80 SC cod. 321.0517.782



THE THEA ISLAND HOOD MUST BE MATCHED WITH ONE OF THE AVAILABLE FRAMES

FEATURES	PERFORMANCE	ACCESSORIES	FRAME FINISH
<b>Finish</b> • White matt • Dark grey matt	<b>Speed</b> 1 2 3 INT <b>Air capacity IEC point</b> 310 470 620 740 <b>Pressure</b> 390 460 500 530 <b>Input</b> 130 165 210 250 <b>Noise level</b> 49 58 64 67	<b>Cod. 112.0157.240</b> F8 Charcoal filter <b>Cod. 112.0516.428*</b> Chimney kit island White matt <b>Cod. 112.0516.430*</b> Chimney kit island Dark grey matt <b>Cod. 112.0158.127</b> FHP8 Charcoal filter High Performance <b>Cod. 112.0185.278</b> FLL8 Charcoal filter Long Lasting <b>Cod. 112.0691.642</b> Cable Extension Kit	<b>Cod. 112.0516.431</b> Kit stainless steel frame Thea Island 800mm  <b>Cod. 112.0516.432</b> Kit durmast frame Thea Island 800mm 
<b>Controls</b> Electronic			
<b>Lighting</b> 2 LED lights			
<b>Grease filter</b> Cassettes dishwasher safe			
<b>Ø of air outlet</b> 150 /120 mm			
<b>Width</b> 800 mm			
<b>Energy class</b> B			

\*Needed for ducted installation



# FOOD SET

**FOOD SET** cod. 112.0524.622

This professional food set boasts impressive and exclusive characteristics, including a base made from Krion, produced with the **Krion Eco-Active Solid Technology™**.

This new technology present in Krion™ Eco-Active resides in incorporating a series of activators into the product, specially developed by Krion, which when in contact with any type of light, provide Krion™ Eco-Active with the following new properties: Air purification, Anti-bacteria, Selfcleaning and Elimination of chemical products.

A large number of compounds that are dangerous to our health have been eliminated, such as pesticides present in our surroundings, and especially in the foods we consume.

The base is specially shaped to contain the set's washable food bag and solid wood cutting board. In this set, three practical accessories combine to form a unique solution.

The Thea food set is ideal for the elegant presentation of bread, charcuterie, cheese and fruit, and for use as a simple but chic platter to serve guests at important occasions with rustic aperitifs and finger foods.

## FEATURES

**Material:** Krion base  
**Finish:** White  
**Non-porous surface**  
**Anti-bacterial properties**  
**Made from fully recyclable, ecological material**  
**Tough and long-lasting**  
**Dimensions:** 440x200x10 mm

## MAINTENANCE

Dishwasher washable.

Self-cleaning: liquids and dirt can be cleaned from the surface of the material with greater ease, reducing the use of detergents. To remove stubborn dirt and surface scratches, clean with a dry, slightly abrasive kitchen sponge.


**Material:** Solid wood insert  
**Finish:** Durmast

**ORDINARY MAINTENANCE:** Wipe with a damp sponge and dry with a cloth.

**SPECIAL MAINTENANCE:** To nourish the wood and keep the colour bright, pass a cloth dipped in a few drops of cooking oil.







# KIT MENSOLA

## SHELF KIT

**KIT SHELF** cod. 112.0527.474

This wood shelf kit is a great way to add value to your kitchen. Simple and compatible with all styles, this accessory blends great functionality and attractive design.

### FEATURES

**Material:** Wood

**Finish:** Durmast

**Shelf bracket:** Internal

**Dimensions:** 600x400x30 mm

**ORDINARY MAINTENANCE:** For normal cleaning, simply dust the top with a soft cloth.

**SPECIAL MAINTENANCE:** Every 2 or 3 months the wooden surface must be polished using a commercially available beeswax product in a colour specific to the type of wood.

NEVER use aggressive detergents or water, as these may damage the surface varnish over time.



We recommend combining it with Thea and Thea Island hoods that have frame in the same durmast wood finish.



The Suspended cooker hoods were created to represent the perfect integration of design and wellbeing. The design is absolutely extraordinary and astounds the observer due to its ability to revolutionise the concept of cooker hood lighting, transforming it into a real point of light for the kitchen area. The products are technologically advanced and perfectly shaped, offering the user freedom of movement within the cooking zone. In a simple movement, elegance becomes functionality.



# SUSPENDED

BEAT	277
BEAT XL	273
BELLE	255
BELLE PLUS	255
CÈLINE PLUS	259
LYBRA PLUS	266
NEST PLUS	268
PAREO PLUS	267
ODETTE PLUS	263
SOFT CUBE	265
ZOOM PLUS	269







SUSPENDED

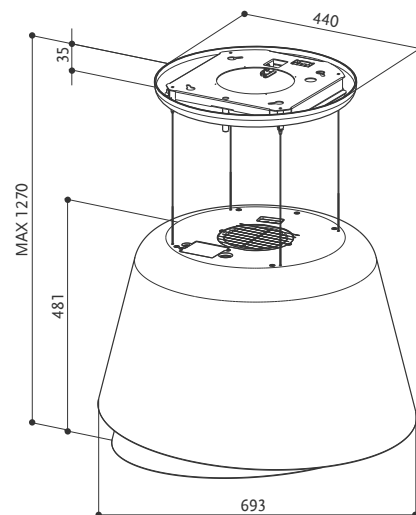
Gold / warm dark grey matt





## ADVANCED TECHNOLOGY, UNIQUE DESIGN

As beautiful as its name suggests, the Belle hood features a design that is both eye-catching and elegant. Its double panel creates an effect reminiscent of the petals of a flower. Available in two refined finishes, the original, asymmetrically shaped Belle hood is made even more desirable by Up & Down action and by the technology that has made Faber the number one name in kitchen hoods.



# BELLE PLUS



**BELLE PLUS GOLD/WARM DG MATT KL** cod. 345.0541.068

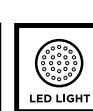
# BELLE

**BELLE GOLD/WARM DG MATT KL** cod. 345.0541.066

SUSPENDED



(optional)



FEATURES	PERFORMANCE	ACCESSORIES
<b>Finish</b> • Gold / Warm dark grey matt	<b>Speed</b> 1 2 3 INT	<b>Cod. 112.0157.240</b> F8 Charcoal filter
<b>Controls</b> Touch control	<b>Air capacity IEC point</b> 240 370 510 620	<b>Cod. 112.0158.127</b> FHP8 Charcoal filter High Performance
<b>Lighting</b> Perimetral LED light	<b>Pressure</b> 410 490 550 560	<b>Cod. 112.0185.278</b> FLL8 Charcoal filter Long Lasting
<b>Grease filter</b> Cassettes dishwasher safe	<b>Input</b> 150 200 240 250	<b>Cod. 112.0542.875</b> Airlane ducting kit
<b>Ø of air outlet</b> 150 mm	<b>Noise level</b> 46 53 61 65	<b>Cod. 112.0691.642</b> Cable extension kit _only for BELLE model
<b>Width</b> 695 mm		
<b>Energy class</b> A		







Warm white / Country grey matt

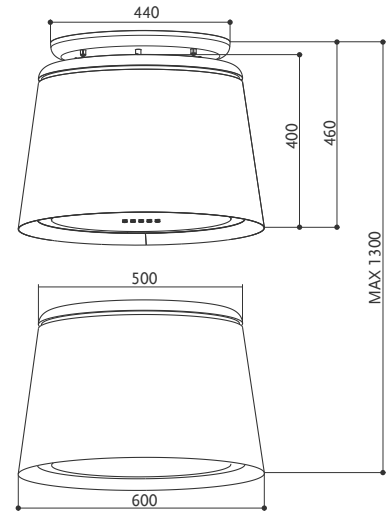


Celine equipped with Airlane  
ducting Kit optional



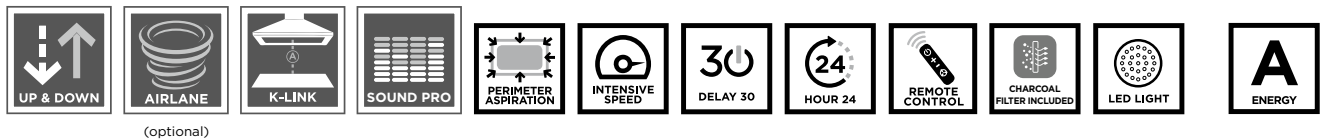
## THE CONICAL HOOD. A MODERN CLASSIC

A thin line of stainless steel enriches the top part of this original, conical hood, which is also available with a bottom section in a different finish. The contemporary, essential design of Céline is made even more striking by Up& Down technology. The hood can be raised to the ceiling when not in use and lowered again whenever its extraordinary performance is needed. Céline comes in a choice of matt country grey and warm white.



# CÉLINE PLUS

CÉLINE PLUS WW/CG MATT KL cod. 345.0541.064



FEATURES	PERFORMANCE	ACCESSORIES
<b>Finish</b> • Warm white / Country grey matt	<b>Speed</b> 1 2 3 INT	<b>Cod. 112.0157.240</b> F8 Charcoal filter
<b>Controls</b> Touch control	<b>Air capacity IEC point</b> 240 370 510 620	<b>Cod. 112.0158.127</b> FHP8 Charcoal filter High Performance
<b>Lighting</b> Perimetral LED light	<b>Pressure</b> 410 490 550 560	<b>Cod. 112.0185.278</b> FLL8 Charcoal filter Long Lasting
<b>Grease filter</b> Cassettes dishwasher safe	<b>Input</b> 150 200 240 250	<b>Cod. 112.0542.875</b> Airplane ducting kit
<b>Ø of air outlet</b> 150 mm	<b>Noise level</b> 46 53 61 65	
<b>Width</b> 600 mm		
<b>Energy class</b> A		







Black matt



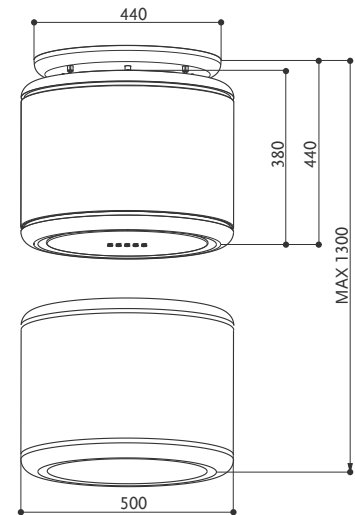
Odette equipped with Airlane  
ducting Kit optional



## TECHNOLOGY IN CYLINDRICAL FORM

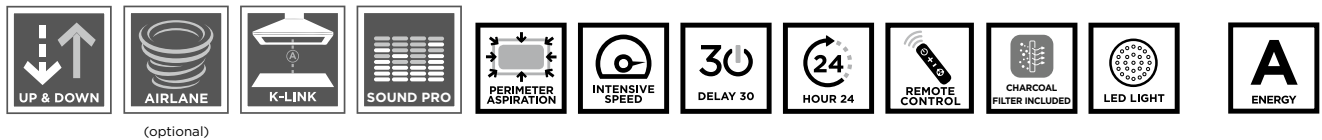
Matt black or matt grey?

In either shade, the perfect cylinder that encloses Odette's high-tech heart adds a touch of unmistakable, contemporary style to any kitchen. Up&Down action makes Odette discrete, functional and able to satisfy the needs of every day cooking.



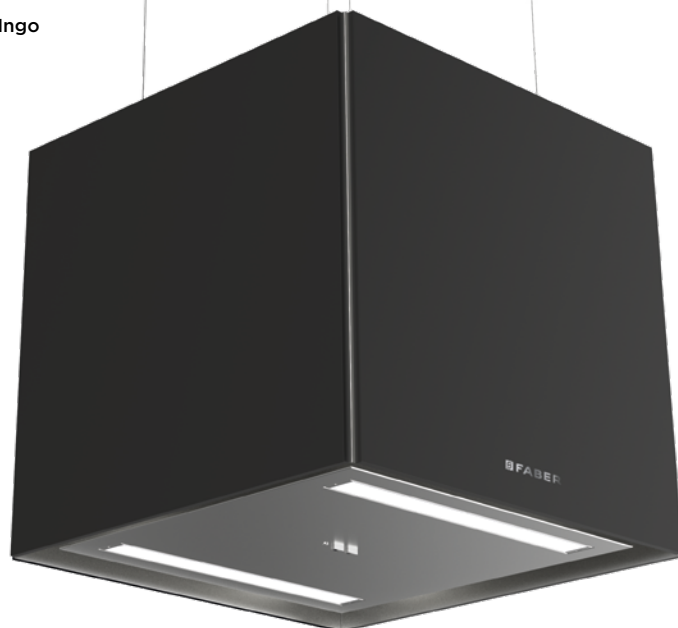
# ODETTE PLUS

ODETTE PLUS BK MATT KL cod. 345.0541.053




FEATURES	PERFORMANCE	ACCESSORIES
<b>Finish</b>	<b>Speed</b>	<b>Cod. 112.0157.240</b>
• Black matt	1 2 3 INT	F8 Charcoal filter
<b>Controls</b>	<b>Air capacity IEC point</b>	<b>Cod. 112.0158.127</b>
Touch control	240 370 510 620	FHP8 Charcoal filter High Performance
<b>Lighting</b>	<b>Pressure</b>	<b>Cod. 112.0185.278</b>
Perimetral LED light	410 490 550 560	FLL8 Charcoal filter Long Lasting
<b>Grease filter</b>	<b>Input</b>	<b>Cod. 112.0542.875</b>
Cassettes dishwasher safe	150 200 240 250	Airplane ducting kit
<b>Ø of air outlet</b>	<b>Noise level</b>	
150 mm	46 53 61 65	
<b>Width</b>		
500 mm		
<b>Energy class</b>		
A		


Nero Ingo



Bianco Kos



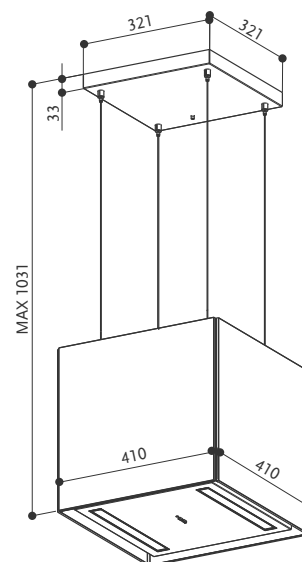
Grigio Londra





## TOUCH & FEEL SURFACE WITH FENIX

**SOFT CUBE** The geometrically shaped Soft Cube light fitting solution is coated with Fenix®, a hi-tech material with unique characteristics it is soft to the touch, silky smooth, smudge-proof and water-repellent. It is very easy to clean and perfectly integrates into modern and elegant kitchen environments.




# SOFT CUBE

**SOFT CUBE BIANCO KOS F40** cod. 345.0607.586

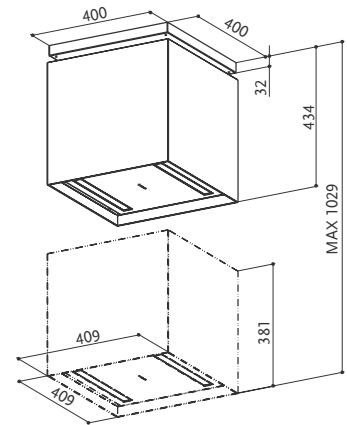
**SOFT CUBE GRIGIO LONDRA F40** cod. 345.0607.589

**SOFT CUBE NERO INGO F40** cod. 345.0607.590




FEATURES	PERFORMANCE	ACCESSORIES
<b>Finish</b> • FENIX NTM Grigio Londra - Grey • FENIX NTM Bianco Kos - White • FENIX NTM Nero Ingo - Black	<b>Speed</b> 1 2 3 INT <b>Air capacity IEC point</b> 280 400 570 700 <b>Pressure</b> 450 540 580 590 <b>Input</b> 150 200 240 250 <b>Noise level</b> 48 56 64 68	<b>Cod. 112.0157.240</b> F8 Charcoal filter <b>Cod. 112.0158.127</b> FHP8 Charcoal filter High Performance <b>Cod. 112.0185.278</b> FLL8 Charcoal filter Long Lasting <b>Cod. 112.0691.642</b> Cable Extension Kit
<b>Controls</b> Electronic		
<b>Lighting</b> 2 LED lights		
<b>Grease filter</b> Cassettes dishwasher safe		
<b>Ø of air outlet</b> 150 mm		
<b>Width</b> 409 mm		
<b>Energy class</b> A		

Stainless steel / Glass



# LYBRA PLUS

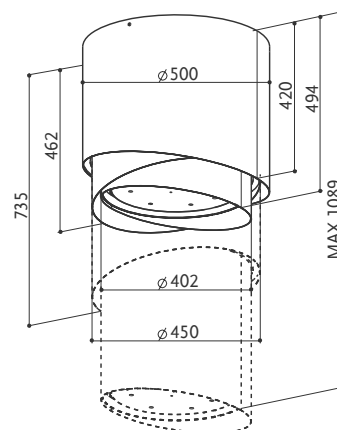
LYBRA PLUS KL cod. 110.0255.507



FEATURES	PERFORMANCE	ACCESSORIES
<b>Finish</b> • Stainless steel / Glass	<b>Speed</b> 1 2 3 INT	<b>Cod. 112.0157.240</b> F8 Charcoal filter
<b>Controls</b> Electronic	<b>Air capacity IEC point</b> 280 400 570 700	<b>Cod. 112.0158.127</b> FHP8 Charcoal filter High Performance
<b>Lighting</b> 2 LED lights	<b>Pressure</b> 450 540 580 590	<b>Cod. 112.0169.216</b> F-LIGHT ducting kit
<b>Grease filter</b> Cassettes dishwasher safe	<b>Input</b> 150 200 240 250	<b>Cod. 112.0185.278</b> FLL8 Charcoal filter Long Lasting
<b>Ø of air outlet</b> 150 mm	<b>Noise level</b> 48 56 64 68	
<b>Width</b> 409 mm		
<b>Energy class</b> A		




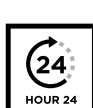
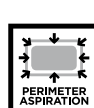
Stainless steel



# PAREO PLUS

PAREO PLUS KL cod. 345.0492.593

PAREO PLUS TIBETAN SILVER KL cod. 345.0492.594



FEATURES	PERFORMANCE	ACCESSORIES
<b>Finish</b> • Stainless steel • Tibetan silver	<b>Speed</b> 1 2 3 INT - <b>Air capacity IEC point</b> 260 400 560 670 <b>Pressure</b> 450 510 550 580 <b>Input</b> 150 200 240 250 <b>Noise level</b> 50 58 64 69	-
<b>Controls</b> Electronic		
<b>Lighting</b> Micro LED Lights		
<b>Grease filter</b> Cassettes dishwasher safe		
<b>Ø of air outlet</b> 150 mm		
<b>Width</b> 500 mm		
<b>Energy class</b> A		

Tibetan silver



SUSPENDED

The model is exclusively available in the extraction version



# NEST PLUS

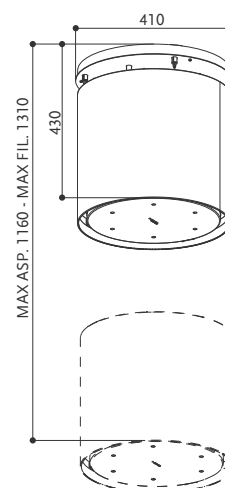
**NEST PLUS KL** cod. 345.0492.592

**KIT 6 LED G9 2,5 W** cod. 112.0505.117



FEATURES	PERFORMANCE					ACCESSORIES
<b>Finish</b>	<b>Speed</b>	1	2	3	INT	<b>Cod. 112.0157.240</b>
• Stainless steel / Glass	<b>Air capacity IEC point</b>	260	400	560	670	F8 Charcoal filter
<b>Controls</b>	<b>Pressure</b>	450	510	550	580	<b>Cod. 112.0158.127</b>
Electronic	<b>Input</b>	150	200	240	250	FHP8 Charcoal filter High Performance
<b>Lighting</b>	<b>Noise level</b>	50	58	64	69	<b>Cod. 112.0505.117</b>
Micro LED Lights						Kit 6 LED G9 2,5 W
<b>Grease filter</b>						<b>Cod. 112.0169.216</b>
Cassettes dishwasher safe						F-LIGHT ducting kit
<b>Ø of air outlet</b>						<b>Cod. 112.0185.278</b>
150 mm						FLL8 Charcoal filter Long Lasting
<b>Width</b>						
860 mm						
<b>Energy class</b>						
A						





# ZOOM PLUS

**ZOOM PLUS** cod. 345.0492.568



FEATURES	PERFORMANCE	ACCESSORIES
<b>Finish</b> • Stainless steel	<b>Speed</b> 1 2 3 INT	<b>Cod. 112.0157.240</b> F8 Charcoal filter
<b>Controls</b> Electronic	<b>Air capacity IEC point</b> 260 400 560 670	<b>Cod. 112.0158.127</b> FHP8 Charcoal filter High Performance
<b>Lighting</b> Micro LED Lights	<b>Pressure</b> 450 510 550 580	<b>Cod. 112.0169.216</b> F-LIGHT ducting kit
<b>Grease filter</b> Cassettes dishwasher safe	<b>Input</b> 150 200 240 250	<b>Cod. 112.0185.278</b> FLL8 Charcoal filter Long Lasting
<b>Ø of air outlet</b> 150 mm	<b>Noise level</b> 50 58 64 69	
<b>Width</b> 400 mm		
<b>Energy class</b> A		

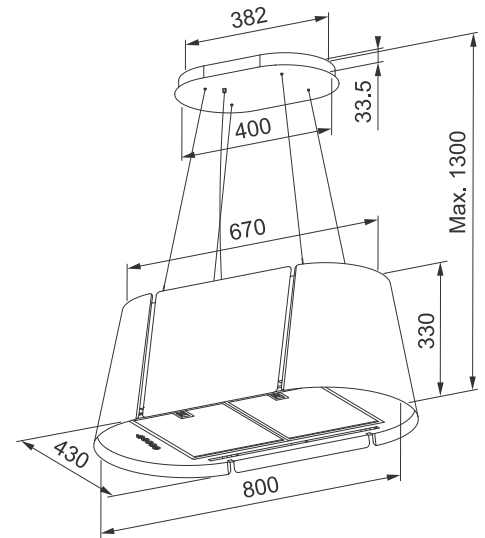












To be installed at a minimum distance from the hob of 65 cm.

# BEAT XL NEW

**BEAT XL WH MATT F80** cod. 345.0709.184

**BEAT XL BK MATT F80** cod. 345.0698.955



FEATURES	PERFORMANCE	ACCESSORIES
<b>Finish</b> • White matt • Black matt	<b>Speed</b> 1 2 3 INT	<b>Cod. 112.0157.240</b> F8 Charcoal filter
<b>Controls</b> Soft Touch	<b>Air capacity IEC point</b> 290 420 590 750	<b>Cod. 112.0158.127</b> FHP8 Charcoal filter High Performance
<b>Lighting</b> LED lights	<b>Pressure</b> 450 540 600 630	<b>Cod. 112.0185.278</b> FLL8 Charcoal filter Long Lasting
<b>Grease filter</b> Cassettes dishwasher safe	<b>Input</b> 150 200 240 250	<b>Cod. 112.0691.642</b> Cable Extension Kit
<b>Ø of air outlet</b> 150 / 120 mm	<b>Noise level</b> 48 55 63 68	
<b>Width</b> 800 mm		
<b>Energy class</b> A		







SUSPENDED

Black matt



Stainless steel / Black matt



Titanium matt



Black Gloss



White matt



Dark grey matt



Dusty blue matt

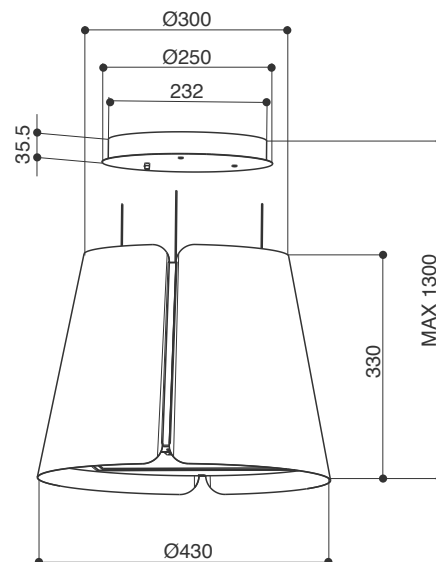






## FRESH AND SIMPLE LINES

Beat is a new model of suspended hood identified by fresh and simple lines with two panels arranged side-by-side.



# BEAT

**BEAT BK MATT F45** cod. 345.0612.337

**BEAT WH MATT F45** cod. 345.0612.338

**BEAT X/BK MATT F45** cod. 345.0655.177

**BEAT TITANIUM MATT F45** cod. 345.0655.178

**BEAT BK GLOSS F45** cod. 345.0657.025

**BEAT DG MATT F45** cod. 345.0612.339

**BEAT DB MATT F45** cod. 345.0612.340



FEATURES	PERFORMANCE	ACCESSORIES
<b>Finish</b> <ul style="list-style-type: none"> <li>• White matt</li> <li>• Black matt</li> <li>• Dark grey matt</li> <li>• Dusty blue matt</li> <li>• Stainless steel / Black matt</li> <li>• Titanium matt</li> <li>• Black Gloss</li> </ul>	<b>Speed</b> 1   2   3   INT <b>Air capacity IEC point</b> 270 410 580 740 <b>Pressure</b> 450 540 570 580 <b>Input</b> 150 200 240 250 <b>Noise level</b> 53 59 66 70	<b>Cod. 112.0157.240</b> F8 Charcoal filter  <b>Cod. 112.0158.127</b> FHP8 Charcoal filter High Performance  <b>Cod. 112.0185.278</b> FLL8 Charcoal filter Long Lasting  <b>Cod. 112.0691.642</b> Cable Extension Kit
<b>Controls</b> Electronic		
<b>Lighting</b> 2 LED lights		
<b>Grease filter</b> Cassettes dishwasher safe		
<b>Ø of air outlet</b> 150 mm		
<b>Width</b> 430 mm		
<b>Energy class</b> A		





# HOB

FBH32	287
FBH64	286
FCH64	285
FCH84	284
FCH95	282
FCH SLIM 94	283



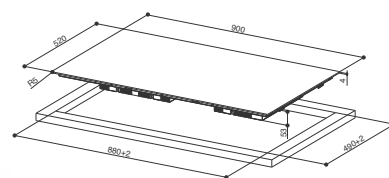




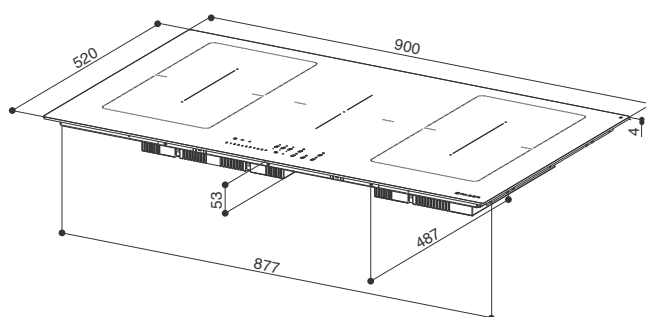
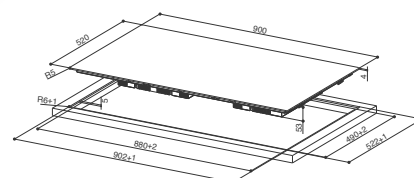




STANDARD INSTALLATION



FLUSH FIT INSTALLATION



# FCH95

FCH 95 BK KL cod. 108.0604.943



HOOD&HOB



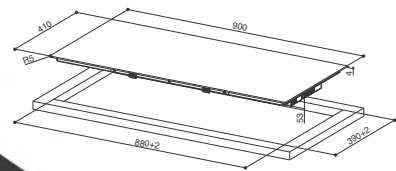
FEATURES	FUNCTIONS		POWER COOKING ZONE		
<b>Finish</b>	<b>K-Link* with hood</b>	Yes	<b>1 Cooking zone</b>	2100 W 3000 W Booster	210x190
• Black glass	<b>Bridge Cooking</b>	Yes (2 zones)	<b>2 Cooking zone</b>	2100 W 3000 W Booster	210x190
<b>Product dimensions LxW (mm)</b>	<b>Booster</b>	Yes	<b>3 Cooking zone</b>	2300 W 3000 W Booster	Ø 200
900x520	<b>Child proof-lock</b>	Yes	<b>4 Cooking zone</b>	2100 W 3000 W Booster	210x190
<b>Induction zone</b>	<b>Timer</b>	Yes	<b>5 Cooking zone</b>	2100 W 3000 W Booster	210x190
5	<b>Pause/Recall</b>	Yes			
<b>Controls</b>	<b>Overflow safety device</b>	Yes			
Slider Touch 9 levels	<b>Automatic heat-up</b>	Yes			
<b>Power (W)</b>	<b>Pot Detection</b>	Yes			
7400	<b>Residual Heat indication</b>	Yes			
<b>Voltage (V)</b>	<b>Power Limitation</b>	2500w/ 3000w/ 3500w/ 4000w/ 5000w/ 6000w/ full			
220/240					
<b>Frequency (HZ)</b>					
50/60					

\*Requires a Faber hood with K-Link function

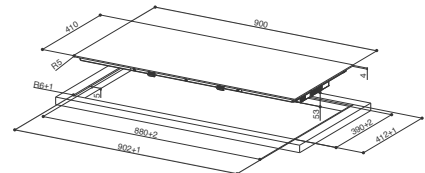




STANDARD INSTALLATION



FLUSH FIT INSTALLATION

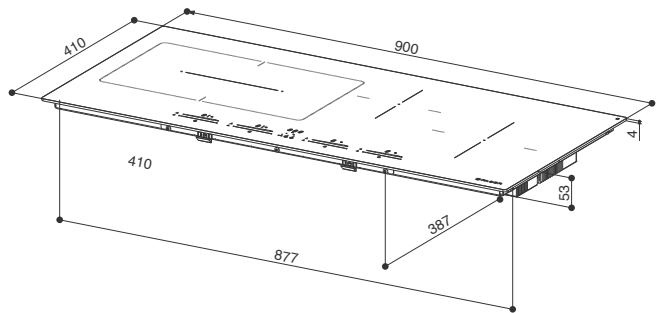


# FCH SLIM 94

FCH SLIM 94 BK KL cod. 108.0604.942



HOOD&HOB



HOB

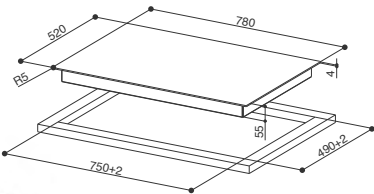
FEATURES	FUNCTIONS	POWER COOKING ZONE
<b>Finish</b> • Black glass	<b>K-Link* with hood</b> Yes	<b>1 Cooking zone</b> 2100 W 3000 W Booster 210x190
<b>Product dimensions LxW (mm)</b> 900x410	<b>Bridge Cooking</b> Yes	<b>2 Cooking zone</b> 2100 W 3000 W Booster 210x190
<b>Induction zone</b> 4	<b>Booster</b> Yes	<b>3 Cooking zone</b> 1400 W 2100 W Booster Ø 160
<b>Controls</b> Multi-Slider Touch 9 levels	<b>Child proof-lock</b> Yes	<b>4 Cooking zone</b> 2300 W 3000 W Booster Ø 200
<b>Power (W)</b> 7400	<b>Timer</b> Yes	
<b>Voltage (V)</b> 220/240	<b>Pause/Recall</b> Yes	
<b>Frequency (HZ)</b> 50/60	<b>Overflow safety device</b> Yes	
	<b>Automatic heat-up</b> Yes	
	<b>Pot Detection</b> Yes	
	<b>Residual Heat indication</b> Yes	
	<b>Power Limitation</b> 2500w/ 3000w/ 3500w/ 4000w/ 5000w/ 6000w/ full	

\*Requires a Faber hood with K-Link function

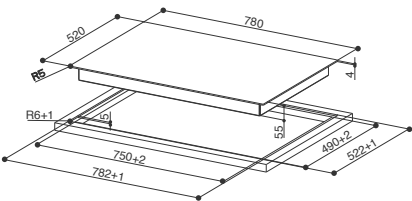
Black glass



STANDARD INSTALLATION



FLUSH FIT INSTALLATION

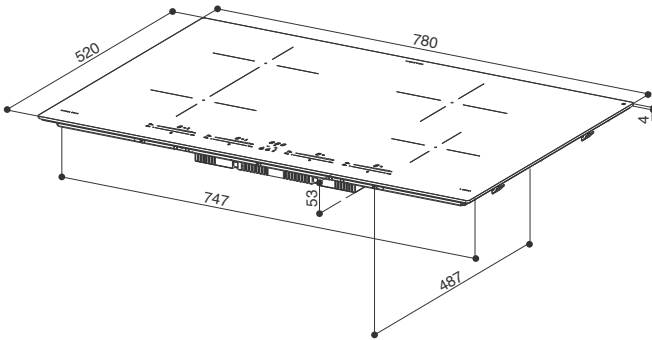



# FCH84

FCH 84 BK KL cod. 108.0604.935  
FCH 84 GR KL cod. 108.0604.936



HOOD&HOB



FEATURES	FUNCTIONS		POWER COOKING ZONE		
<b>Finish</b>	<b>K-Link* with hood</b>	Yes	<b>1 Cooking zone</b>	2100 W	210x190
• Black glass				3000 W Booster	
• Grey glass	<b>Bridge Cooking</b>	Yes	<b>2 Cooking zone</b>	2100 W	210x190
<b>Product dimensions</b>	<b>Booster</b>	Yes	<b>3 Cooking zone</b>	2300 W	Ø 200
<b>LxW (mm)</b>				3000 W Booster	
780x520	<b>Child proof-lock</b>	Yes	<b>4 Cooking zone</b>	1400 W	Ø 160
<b>Induction zone</b>	<b>Timer</b>	Yes		2100 W Booster	
4	<b>Pause/Recall</b>	Yes	<div>Grey glass</div> 		
<b>Controls</b>	<b>Automatic heat-up</b>	Yes			
Slider Touch 9 levels	<b>Pot Detection</b>	Yes			
<b>Power (W)</b>	<b>Residual Heat indication</b>	Yes			
7400	<b>Power Limitation</b>	2500w/ 3000w/ 3500w/ 4000w/ 5000w/ 6000w/ full			
<b>Voltage (V)</b>					
220/240					
<b>Frequency (HZ)</b>					
50/60					

Grey glass



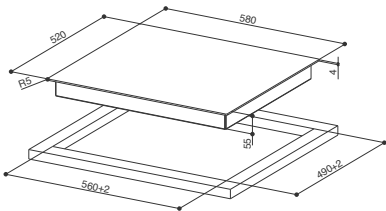
\*Requires a Faber hood with K-Link function



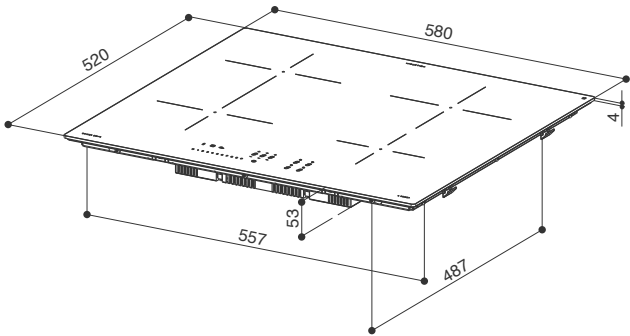
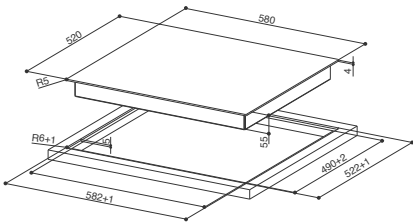
Black glass



STANDARD INSTALLATION



FLUSH FIT INSTALLATION



# FCH64

FCH 64 BK KL cod. 108.0604.933  
FCH 64 GR KL cod. 108.0604.934



HOOD&HOB



FEATURES	FUNCTIONS	POWER COOKING ZONE
<b>Finish</b> <ul style="list-style-type: none"><li>• Black glass</li><li>• Grey glass</li></ul>	<b>K-Link* with hood</b> Yes	<b>1 Cooking zone</b> 2100 W 3000 W Booster 210x190
<b>Product dimensions LxW (mm)</b> 580x520	<b>Bridge Cooking</b> Yes	<b>2 Cooking zone</b> 2100 W 3000 W Booster 210x190
<b>Induction zone</b> 4	<b>Booster</b> Yes	<b>3 Cooking zone</b> 2300 W 3000 W Booster Ø 200
<b>Controls</b> Slider Touch control	<b>Child proof-lock</b> Yes	<b>4 Cooking zone</b> 1400 W 1850 W Booster Ø 145
<b>Power (W)</b> 7400	<b>Timer</b> Yes	
<b>Voltage (V)</b> 220/240	<b>Pause/Recall</b> Yes	
<b>Frequency (HZ)</b> 50/60	<b>Overflow safety device</b> Yes	
	<b>Automatic heat-up</b> Yes	
	<b>Pot Detection</b> Yes	
	<b>Power Limitation Residual</b> Yes	
	<b>Power Limitation</b> 2500w/ 3000w/ 3500w/ 4000w/ 5000w/ 6000w/ full	

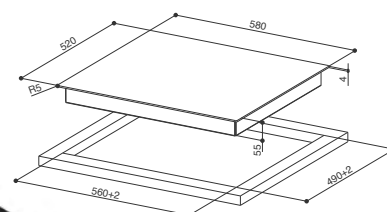


\*Requires a Faber hood with K-Link function

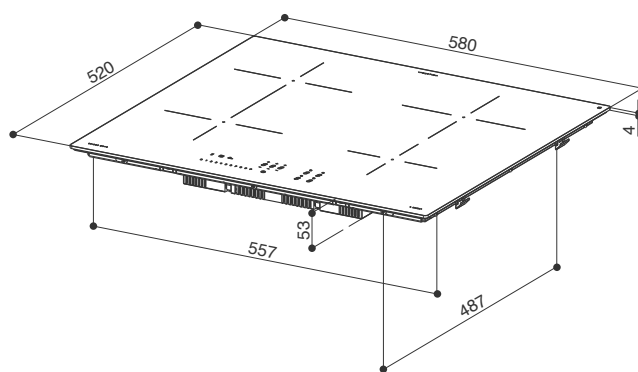
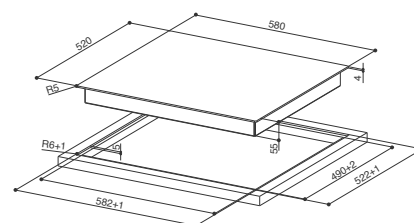
HOB



STANDARD INSTALLATION



FLUSH FIT INSTALLATION



# FBH64

FBH 64 BK FFI cod. 108.0604.932

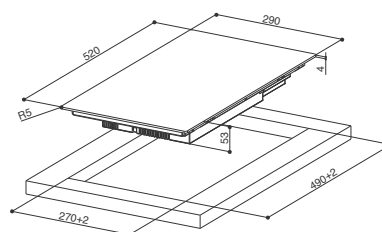


FEATURES	FUNCTIONS		POWER COOKING ZONE		
<b>Finish</b>	<b>K-Link with hood</b>	No	<b>1 Cooking zone</b>	1400 W 2100 W Booster	Ø 160
• Black glass	<b>Bridge Cooking</b>	No	<b>2 Cooking zone</b>	1400 W 2100 W Booster	Ø 160
<b>Product dimensions LxW (mm)</b>	<b>Booster</b>	Yes	<b>3 Cooking zone</b>	2300 W 3000 W Booster	Ø 200
580x520	<b>Child proof-lock</b>	Yes	<b>4 Cooking zone</b>	1400 W 1850 W Booster	Ø 145
<b>Induction zone</b>	<b>Timer</b>	Yes			
4	<b>Pause/Recall</b>	No			
<b>Controls</b>	<b>Overflow safety device</b>	Yes			
Touch 9 levels	<b>Automatic heat-up</b>	No			
<b>Power (W)</b>	<b>Pot Detection</b>	Yes			
7400	<b>Residual Heat indication</b>	Yes			
<b>Voltage (V)</b>	<b>Power Limitation</b>	2500w/ 3000w/ 3500w/ 4000w/ 5000w/ 6000w/ full			
220/240					
<b>Frequency (HZ)</b>					
50/60					

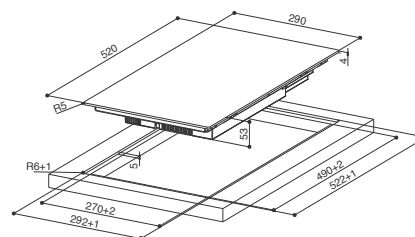




STANDARD INSTALLATION

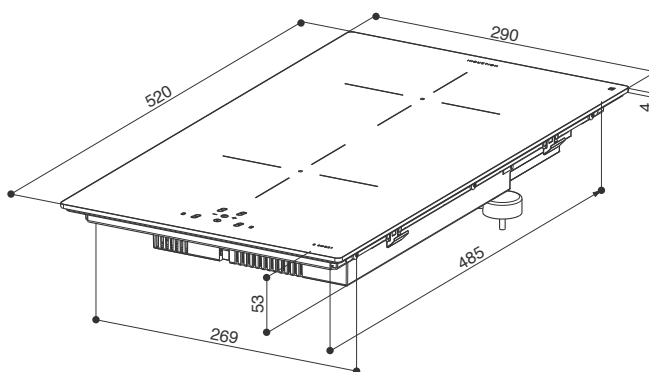


FLUSH FIT INSTALLATION



# FBH32

FBH 32 BK FFI cod. 108.0604.931



HOB

FEATURES	FUNCTIONS		POWER COOKING ZONE		
<b>Finish</b>	<b>K-Link with hood</b>	No	<b>1 Cooking zone</b>	1400 W 2100 W Booster	Ø 160
• Black glass	<b>Bridge Cooking</b>	No	<b>2 Cooking zone</b>	1400 W 2100 W Booster	Ø 160
<b>Product dimensions LxW (mm)</b>	<b>Booster</b>	Yes			
290x520	<b>Child proof-lock</b>	Yes			
<b>Induction zone</b>	<b>Timer</b>	Yes			
2	<b>Pause/Recall</b>	No			
<b>Controls</b>	<b>Overflow safety device</b>	Yes			
Touch 9 levels	<b>Automatic heat-up</b>	No			
<b>Power (W)</b>	<b>Pot Detection</b>	Yes			
3700	<b>Residual Heat indication</b>	Yes			
<b>Voltage (V)</b>	<b>Power Limitation</b>	1500W/ 2000W/ 2500W/ 3000W/ 3500W/ full			
220/240					
<b>Frequency (HZ)</b>					
50/60					

Progress is expressed in the extremely clearcut design of a perfect hideaway structure.

The innovative, minimal look make this model hood with ceiling installation a design item that hides high performance thanks to the perimeter suction technology employed.

The perfect balance of function and form, where technology does its utmost to ensure comfort and practicality, with a discreet presence in the kitchen.



# CEILING

HEAVEN 2.0	313
HEAVEN 2.0 FLAT	312
HEAVEN AIR	307
HEAVEN BRIGHT	305
HEAVEN DUAL LIGHT	301
HEAVEN GLASS 2.0 FLAT	312
HEAVEN LIGHT PRO	311
HIGH-LIGHT	296
INSIDE UP	293
SKYPAD 2.0	297







EUROPEAN  
PRODUCT  
DESIGN  
AWARD

Stainless steel



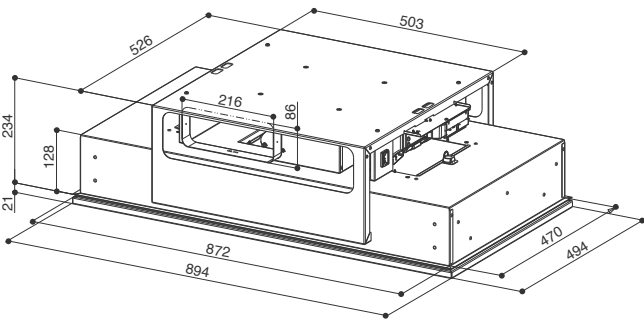
White matt






ESSENTIAL AND ICONICAL STYLE

An iconical and extremely distinctive design turns the Inside-Up ceiling hood into a precious decor element, able to enhance interior design with the help of its unique and tunable light.



INSIDE UP

INSIDE UP IX KL A90 cod. 305.0615.739  
INSIDE UP WH KL A90 cod. 305.0615.740



FEATURES	PERFORMANCE	ACCESSORIES
<b>Finish</b> • White matt • Stainless steel	<b>Speed</b> 1 2 3 INT	<b>Cod. 112.0471.608</b>
<b>Controls</b> Touch control	<b>Air capacity IEC point</b> 330 490 600 700	F18-90 Charcoal filter
<b>Lighting</b> Perimetral LED light	<b>Pressure</b> 150 310 510 700	
<b>Grease filter</b> Cassettes dishwasher safe	<b>Input</b> 30 65 115 145	
<b>Ø of air outlet</b> 150 / 120 mm	<b>Noise level</b> 56 65 70 73	
<b>Width</b> 900 mm		
<b>Energy class</b> B		

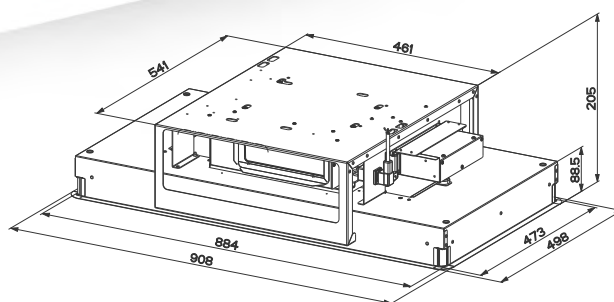








Black matt



# HIGH-LIGHT

HIGH-LIGHT X KL A91/2 cod. 350.0663.962

HIGH-LIGHT BK MATT KL A91/2 cod. 350.0663.963

HIGH-LIGHT WH MATT KL A91/2 cod. 350.0663.964



FEATURES	PERFORMANCE	ACCESSORIES
<b>Finish</b> • Stainless steel • White matt • Black matt	<b>Speed</b> 1 2 3 INT <b>Air capacity IEC point</b> 165 350 490 700 <b>Pressure</b> 40 150 320 700 <b>Input</b> 10 30 65 145 <b>Noise level</b> 40 58 65 72	<b>Cod. 112.0471.608</b> F18-90 Charcoal filter
<b>Controls</b> Electronic Led		
<b>Lighting</b> Perimeter LED light		
<b>Grease filter</b> Cassettes dishwasher safe		
<b>Ø of air outlet</b> 220 x 90 mm		
<b>Width</b> 910 mm		
<b>Energy class</b> A+		

Stainless steel



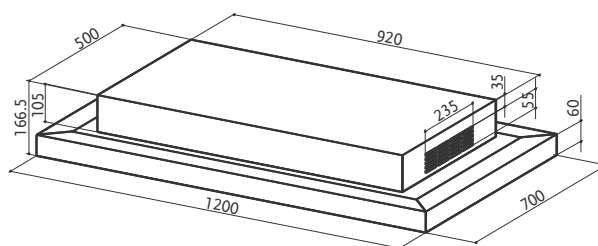
White matt








Model not built-in into the ceiling



# SKYPAD 2.0

SKYPAD 2.0 X/WH F120 cod. 110.0479.462



FEATURES	PERFORMANCE	ACCESSORIES
<b>Finish</b> • Stainless steel / White glass	<b>Speed</b> 1 2 3 INT	<b>Cod. 112.0329.928</b>
<b>Controls</b> Electronic Led	<b>Air capacity IEC point</b> 440 600 780 850	FHP14 Charcoal filter High Performance
<b>Lighting</b> 2 LED lights	<b>Pressure*</b> - - - -	
<b>Grease filter</b> Cassettes dishwasher safe	<b>Input</b> 60 90 140 180	
<b>Ø of air outlet</b> -	<b>Noise level</b> 57 64 70 72	
<b>Width</b> 1200 mm		
<b>Energy class</b> - *		
<b>Blowers</b> 2		

CEILING

\* Data not declared, as the model is exclusively available in the recycling version.







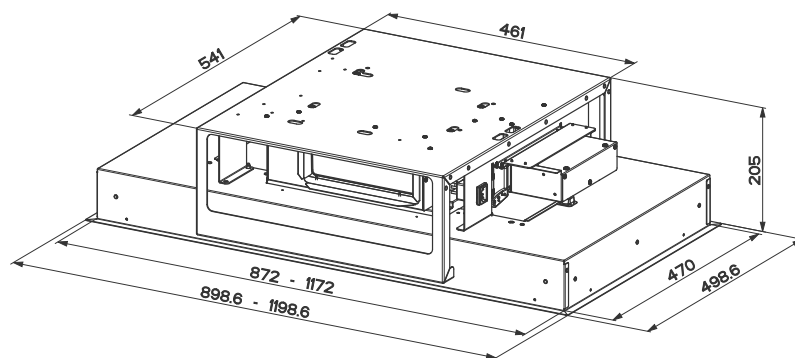
White glass



Stainless steel







# HEAVEN DUAL LIGHT

HEAVEN DUAL LIGHT A90 G/WH FLAT cod. 350.0679.874

HEAVEN DUAL LIGHT A90 X FLAT cod. 350.0679.875

HEAVEN DUAL LIGHT A120 G/WH FLAT cod. 350.0679.876



FEATURES	PERFORMANCE	ACCESSORIES
<b>Finish</b> • White glass • Stainless steel	<b>Speed</b> 1 2 3 INT BOOST	<b>Cod. 112.0471.608</b>
<b>Controls</b> Electronic Led	<b>Air capacity IEC point</b> 200 350 400 520 720	F18-90 Charcoal filter
<b>Lighting</b> 2 LED lights	<b>Pressure</b> 190 500 520 530 540	
<b>Grease filter</b> Cassettes dishwasher safe	<b>Input</b> 15 60 85 220 250	
<b>Ø of air outlet</b> 150 mm	<b>Noise level</b> 43 56 59 65 72	
<b>Width</b> 900 / 1200 mm		
<b>Energy class</b> A+		







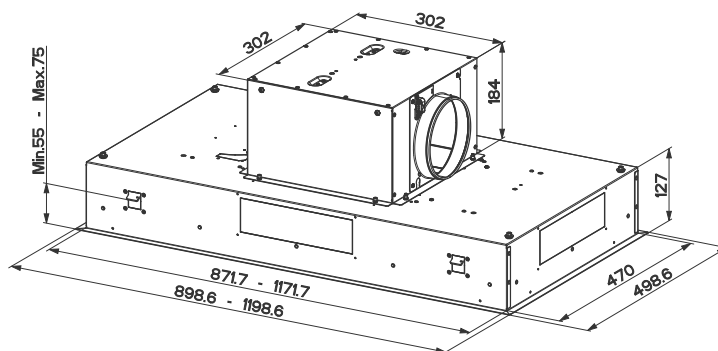
Stainless steel



White glass







# HEAVEN BRIGHT

HEAVEN BRIGHT A90 X KL cod. 350.0679.871

HEAVEN BRIGHT A90 G/WH KL cod. 350.0679.872

HEAVEN BRIGHT A120 G/WH KL cod. 350.0679.873



(optional)

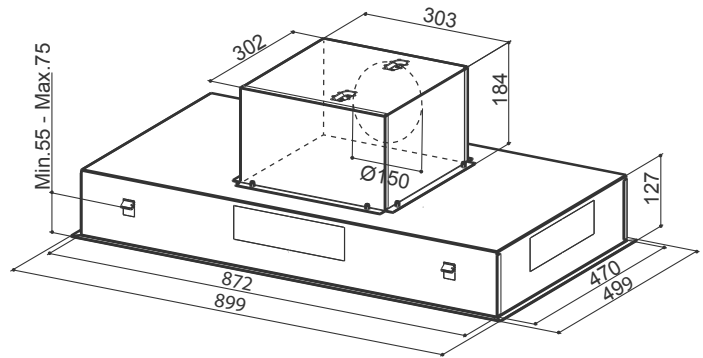
FEATURES	PERFORMANCE	ACCESSORIES
<b>Finish</b> • White glass • Stainless steel	<b>Speed</b> 1 2 3 INT	<b>Cod. 112.0157.240</b> F8 Charcoal filter
<b>Controls</b> Electronic Led	<b>Air capacity IEC point</b> 280 410 590 750	<b>Cod. 112.0327.007</b> ENERGY Remote blower kit
<b>Lighting</b> 2 LED lights	<b>Pressure</b> 470 540 580 590	<b>Cod. 112.0158.127</b> FHP8 Charcoal filter High Performance
<b>Grease filter</b> Cassettes dishwasher safe	<b>Input</b> 150 200 240 250	<b>Cod. 112.0185.278</b> FLL8 Charcoal filter Long Lasting
<b>Ø of air outlet</b> 150 / 120 mm	<b>Noise level</b> 46 55 63 67	
<b>Width</b> 900 / 1200 mm		
<b>Energy class</b> A		





### AIR QUALITY ALWAYS AT HAND

The only stainless steel ceiling hood model equipped with real-time air quality sensor, connected via app for superior functionality and air optimisation even in the most minimalist island kitchens.



# HEAVEN AIR

HEAVEN AIR X KL A90 cod. 350.0615.707



FEATURES	PERFORMANCE	ACCESSORIES
<b>Finish</b> • Stainless steel	<b>Speed</b> 1 2 3 INT	<b>Cod. 112.0157.240</b> F8 Charcoal filter
<b>Controls</b> Electronic Led	<b>Air capacity IEC point</b> 290 430 610 770	<b>Cod. 112.0327.007</b> ENERGY Remote blower kit
<b>Lighting</b> 4 LED lights	<b>Pressure</b> 460 550 590 600	<b>Cod. 112.0158.127</b> FHP8 Charcoal filter High Performance
<b>Grease filter</b> Cassettes dishwasher safe	<b>Input</b> 150 200 240 250	<b>Cod. 112.0185.278</b> FLL8 Charcoal filter Long Lasting
<b>Ø of air outlet</b> 150 / 120 mm	<b>Noise level</b> 48 56 63 68	
<b>Width</b> 900 mm		
<b>Energy class</b> A		









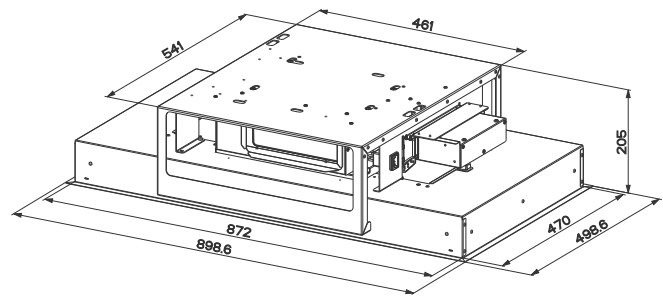
Stainless steel



White glass








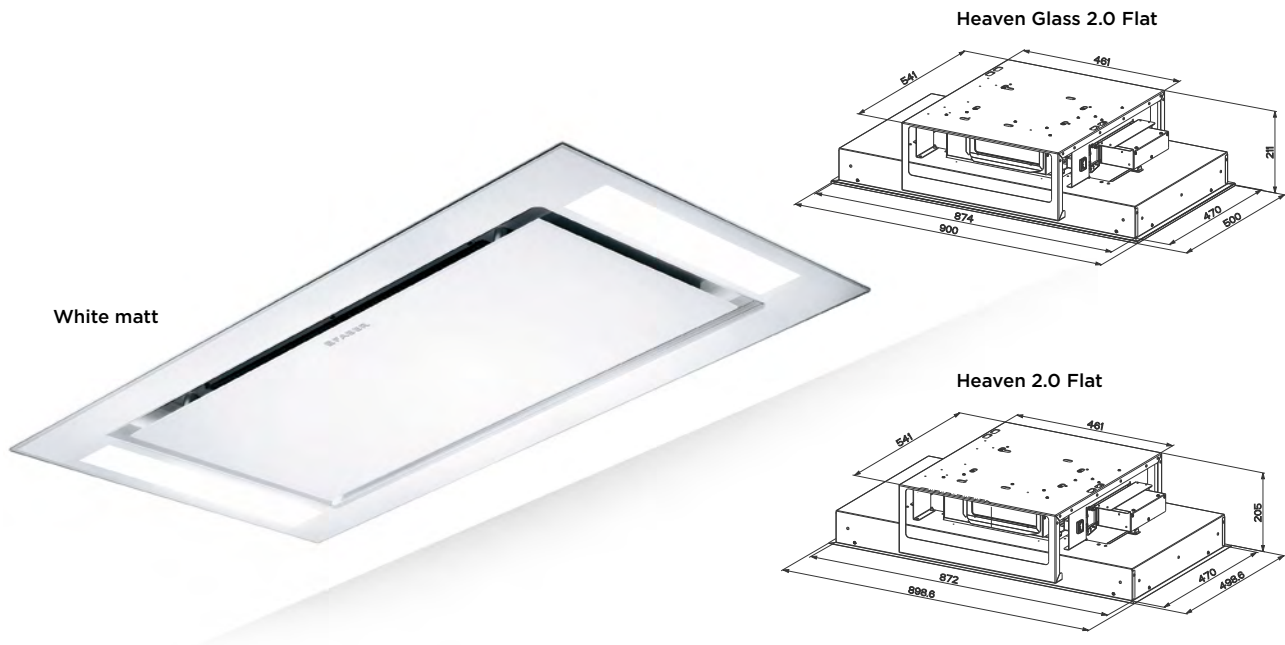
# HEAVEN LIGHT PRO

HEAVEN LIGHT PRO G/WH FLAT KL A90 cod. 350.0669.936

HEAVEN LIGHT PRO X FLAT KL A90 cod. 350.0669.937



FEATURES	PERFORMANCE					ACCESSORIES
<b>Finish</b>	<b>Speed</b>	1	2	3	INT BOOST	<b>Cod. 112.0471.608</b>
• White glass • Stainless steel	<b>Air capacity IEC point</b>	190	350	400	530 700	F18-90 Charcoal filter
<b>Controls</b>	<b>Pressure</b>	160	480	490	500 510	
Electronic Led	<b>Input</b>	15	60	85	220 250	
<b>Lighting</b>	<b>Noise level</b>	43	58	60	66 72	
2 LED light						
<b>Grease filter</b>						
Cassettes dishwasher safe						
<b>Ø of air outlet</b>						
150 / 120 mm						
<b>Width</b>						
900 mm						
<b>Energy class</b>						
A+						



# HEAVEN GLASS 2.0 FLAT

## HEAVEN 2.0 FLAT

HEAVEN 2.0 BK MATT FLAT A90/2 cod. 350.0663.966

HEAVEN GLASS 2.0 WH FLAT KL A90/2 cod. 350.0663.971\*

HEAVEN 2.0 X FLAT KL A90/2 cod. 350.0663.970\*



FEATURES	PERFORMANCE					ACCESSORIES
<b>Finish</b>	<b>Speed</b>	1	2	3	INT	<b>Cod. 112.0471.608</b>
• White glass • Stainless steel	<b>Air capacity IEC point</b>	165	350	490	700	FLL18-90 Charcoal filter Long Lasting
<b>Controls</b>	<b>Pressure</b>	40	150	320	700	
Electronic Led	<b>Input</b>	10	30	65	145	
<b>Lighting</b>	<b>Noise level</b>	40	58	65	72	
2 LED lights 4 LED lights (s. steel model)						
<b>Grease filter</b>						
Cassettes dishwasher safe						
<b>Ø of air outlet</b>						
220 x 90 mm						
<b>Width</b>						
900 mm						
<b>Energy class</b>						
A+						

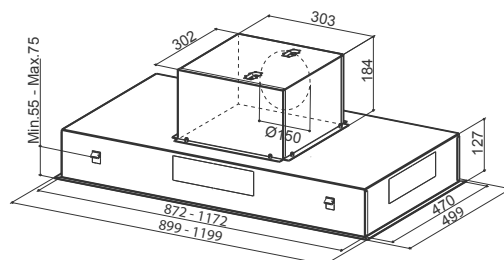
Stainless steel







Air outlet adjustable in 4 positions



# HEAVEN 2.0

HEAVEN 2.0 EV8+ X 90 cod. 110.0315.792  
HEAVEN 2.0 EV8+ X 120 cod. 110.0315.794

HEAVEN 2.0 X KL A90 cod. 350.0621.950



(optional)



FEATURES	PERFORMANCE	ACCESSORIES
<b>Finish</b>	<b>Speed</b>	<b>Cod. 112.0157.240</b>
• Stainless steel	1 2 3 INT	F8 Charcoal filter
<b>Controls</b>	<b>Air capacity</b>	<b>Cod. 112.0327.007</b>
Electronic Led	IEC point	ENERGY Remote blower kit
<b>Lighting</b>	<b>Pressure</b>	<b>Cod. 112.0158.127</b>
4 LED lights	Input	FHP8 Charcoal filter High Performance
<b>Grease filter</b>	<b>Noise level</b>	<b>Cod. 112.0185.278</b>
Cassettes dishwasher safe	48 56 63 68	FLL8 Charcoal filter Long Lasting
<b>Ø of air outlet</b>		
150 / 120 mm		
<b>Width</b>		
900 / 1200 mm		
<b>Energy class</b>		
A		

Progress is expressed in the extremely clearcut design of a perfect hideaway structure.

The innovative, minimal look make this model hood with ceiling installation a design item that hides high performance thanks to the perimeter suction technology employed.

The perfect balance of function and form, where technology does its utmost to ensure comfort and practicality, with a discreet presence in the kitchen.

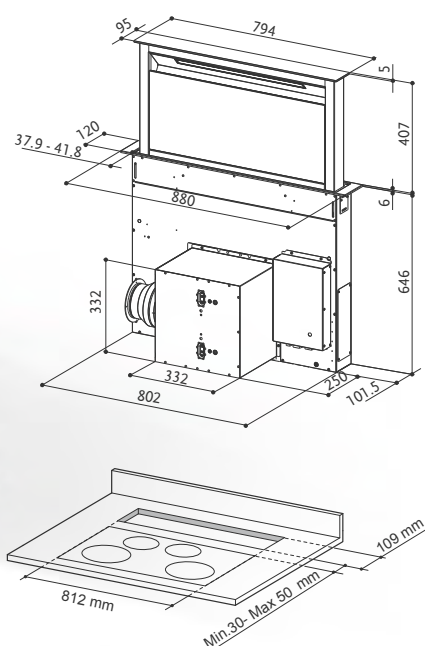


# DOWNDRAFT

FABULA PLUS 60	317
FABULA PLUS 90	316

Stainless steel / Black glass

Air outlet adjustable in 4 positions,  
front or rear side



# FABULA PLUS 90

FABULA PLUS EV8+ BK A90 cod. 340.0492.566

FABULA PLUS EV8+ WH A90 cod. 340.0492.567



(optional)



(optional)

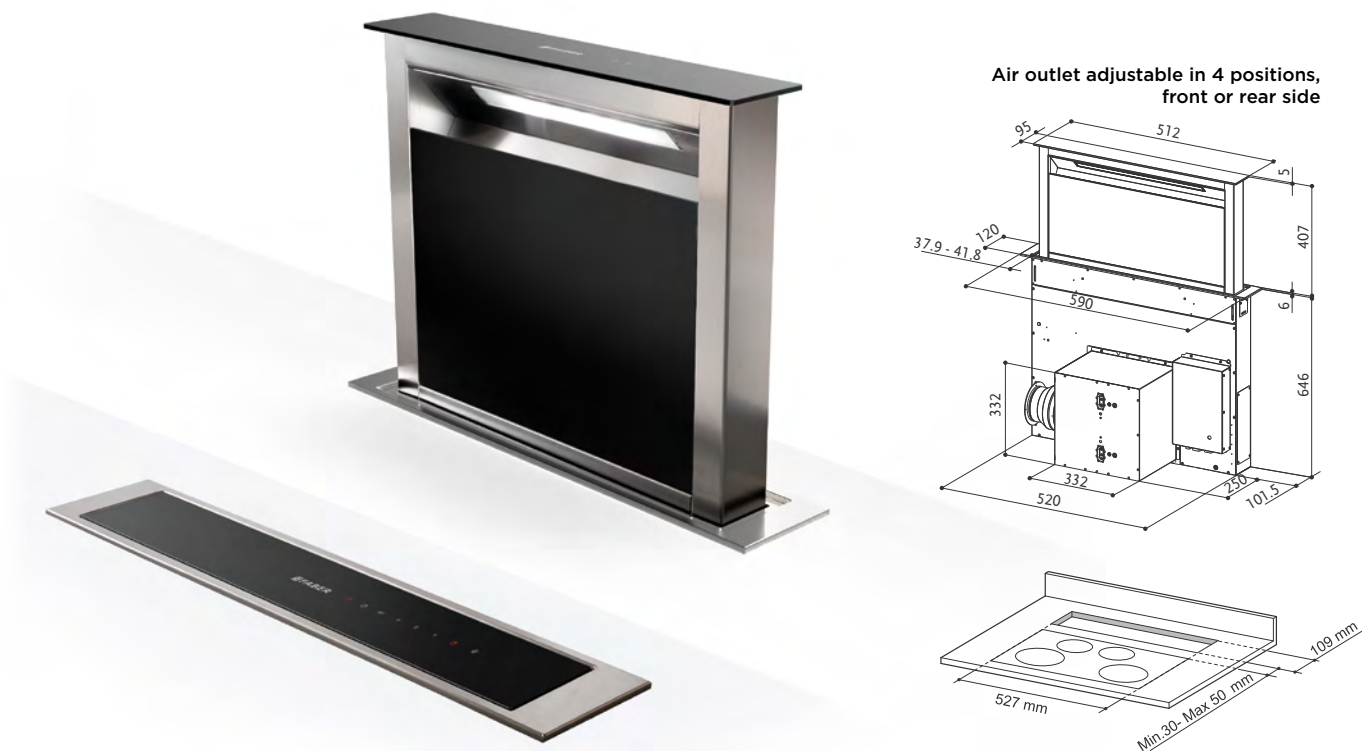


FEATURES	PERFORMANCE	ACCESSORIES
<b>Finish</b> • Stainless steel / Black glass • Stainless steel / White glass	<b>Speed</b> 1 2 3 4 INT <b>Air capacity IEC point</b> 200 280 350 440 720 <b>Pressure</b> 100 390 490 550 560 <b>Input</b> 45 100 135 170 250 <b>Noise level</b> 43 49 53 57 68	<b>Cod. 112.0261.258</b> FLL12 Charcoal filter <b>Cod. 112.0676.782</b> Remote control <b>Cod. 112.0327.008</b> Remote blower kit Fabula
<b>Controls</b> EVO Touch control		
<b>Lighting</b> LED lights		
<b>Grease filter</b> Cassettes dishwasher safe		
<b>Ø of air outlet</b> 150 / 120		
<b>Width</b> 900 mm		
<b>Energy class</b> A		

Stainless steel /  
White glass







# FABULA PLUS 60

FABULA PLUS EVO+BK A60 cod. 340.0582.936



(optional)



(optional)



FEATURES	PERFORMANCE	ACCESSORIES
<b>Finish</b> • Stainless steel / Black glass	<b>Speed</b> 1 2 3 4 INT	<b>Cod. 112.0629.411</b> FLL12 KIT 2 C.F. FABULA 60cm
<b>Controls</b> EVO Touch control	<b>Air capacity IEC point</b> 200 280 350 430 650	<b>Cod. 112.0676.782</b> Remote control
<b>Lighting</b> LED lights	<b>Pressure</b> 100 390 490 550 560	<b>Cod. 112.0327.008</b> Remote blower kit Fabula
<b>Grease filter</b> Cassettes dishwasher safe	<b>Input</b> 45 100 135 170 250	
<b>Ø of air outlet</b> 150 / 120	<b>Noise level</b> 46 52 59 62 70	
<b>Width</b> 600 mm		
<b>Energy class</b> B		



Discreet, rational, silent.

Built-in hoods reduce the aesthetic impact of the hood in the kitchen and integrate perfectly with the cupboards.

An essential tool that's invisible to the eye.



# BUILT-IN

FLEXA HIP	351
HAVA	342
ILMA	325
ILMA TOUCH	323
IN-LIGHT	343
IN-NOVA AIR	333
IN-NOVA COMFORT	340
IN-NOVA PREMIUM	337
IN-NOVA SMART	341
IN-NOVA TOUCH	335
IN-NOVA ZERO DRIP	329
IN-NOVA ZERO DRIP LITE	331
IN-NOVA ZERO DRIP PLUS	327
INKA LUX	344
INKA LUX PREMIUM	345
INKA PLUS HC	346
INKA SMART C	349
INKA SMART HC	348
INKA SMART HCS (ICH)	347
MAXIMA TOUCH	350
ULTRA SLIM	339
106/35 PLUS	354
152	353
2156 - 2152	352
2740	355











### **INNOVATIVE TOUCH CONTROLS**

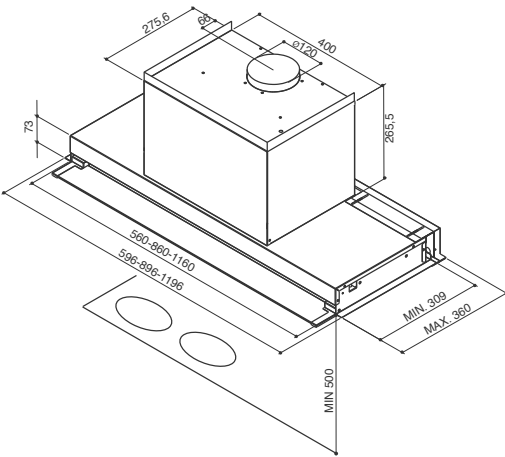

Faber's touch controls are located at the front of the hood for instant access. These innovative front-edge controls make hood superbly easy to operate.



**EXCLUSIVE,  
CONDENSATION-FREE COMFORT**

With Steam Off System, the exclusive Faber technology, in addition to the suction phase, the hood also emits air jets that create a vortical motion and acceleration and help to convey and capture the steam.

This puts an end to condensation and its depositing under and around the hood. **DOUBLE AIR ACTION TO COMPLETELY ELIMINATE CONDENSATION.**




To be installed at a minimum distance from the hob of 50 cm.

# ILMA TOUCH

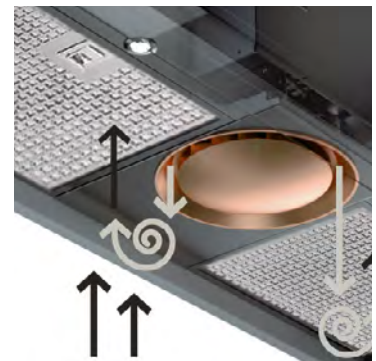
**ILMA TOUCH X A60** cod. 305.0567.012  
**ILMA TOUCH X A90** cod. 305.0567.013  
**ILMA TOUCH X A120** cod. 305.0567.014



FEATURES	PERFORMANCE	ACCESSORIES
<b>Finish</b> • Stainless steel / white glass	<b>Speed</b> 1 2 3 INT	<b>Cod. 112.0506.172</b>
<b>Controls</b> Squarcle touch	<b>Air capacity IEC point</b> 140 220 320 430	F21 Charcoal filter
<b>Lighting</b> 2 LED lights	<b>Pressure</b> 230 250 270 290	
<b>Grease filter</b> Cassettes dishwasher safe	<b>Input</b> 80 100 120 125	
<b>Ø of air outlet</b> 120 mm	<b>Noise level</b> 52 56 66 70	
<b>Width</b> 600 / 900 / 1200 mm		
<b>Energy class</b> A		



600 mm



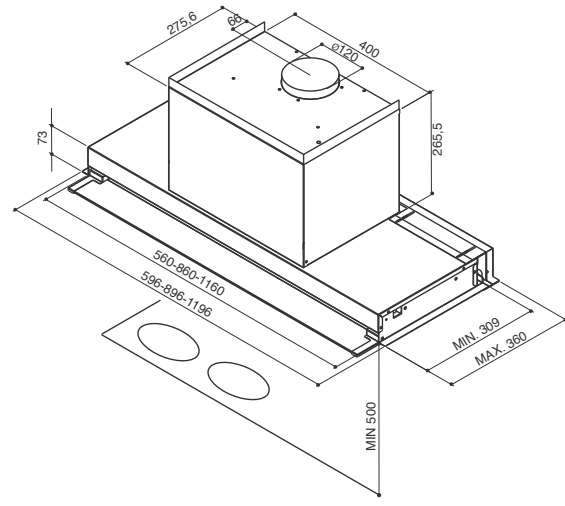


**EXCLUSIVE,  
CONDENSATION-FREE COMFORT**

With Steam Off System, the exclusive Faber technology, in addition to the suction phase, the hood also emits air jets that create a vortical motion and acceleration and help to convey and capture the steam.

This puts an end to condensation and its depositing under and around the hood.

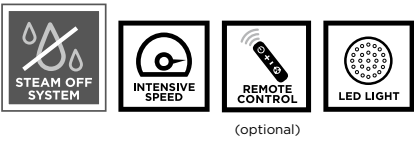
**DOUBLE AIR ACTION TO COMPLETELY ELIMINATE CONDENSATION.**



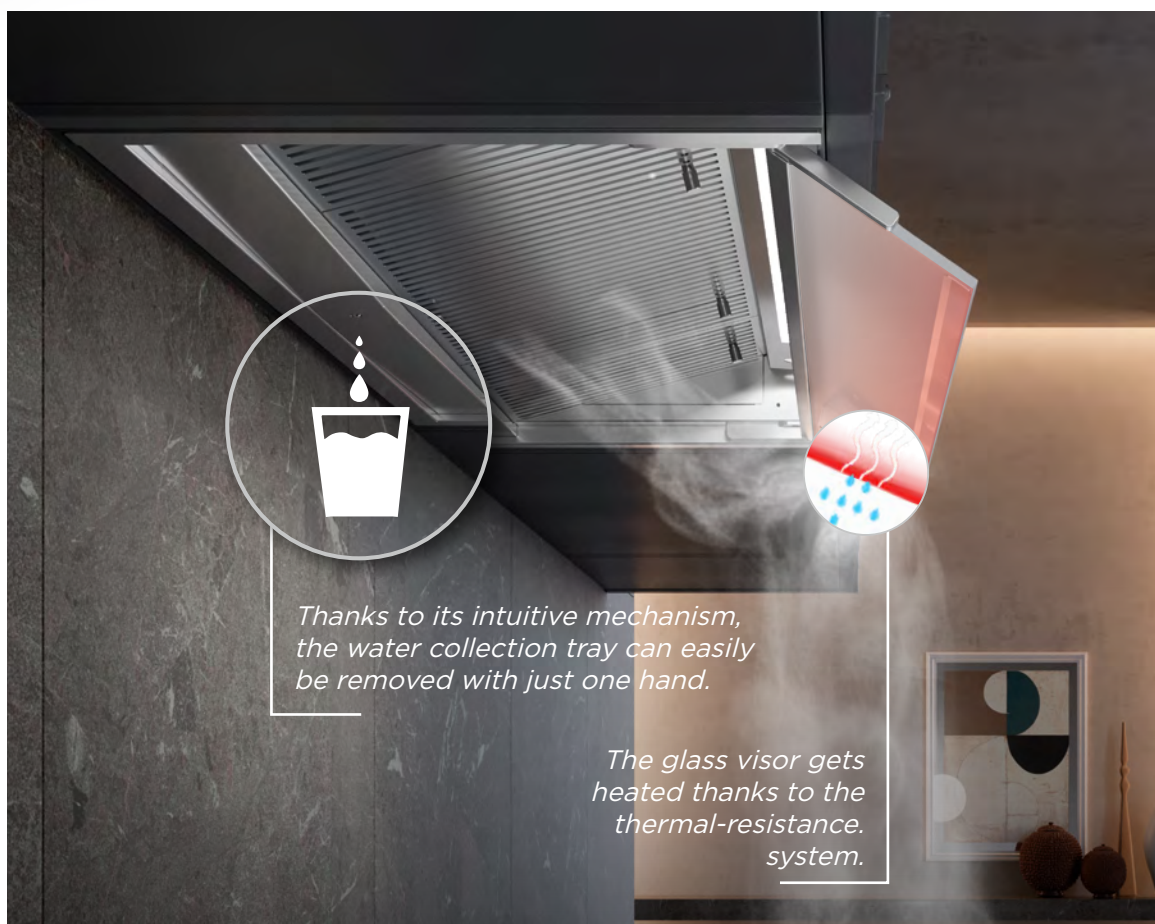
To be installed at a minimum distance from the hob of 50 cm.

# ILMA

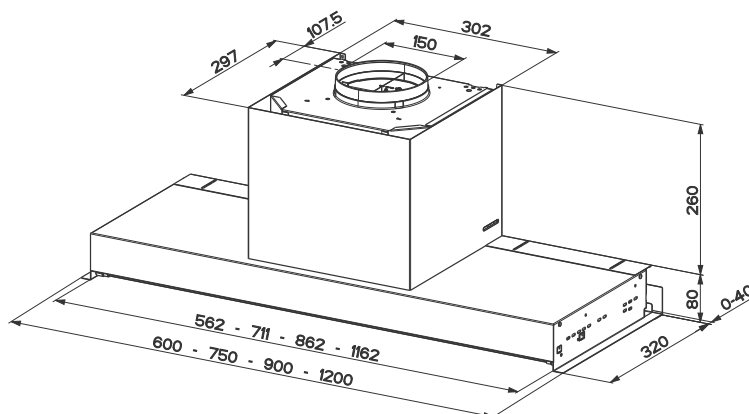
**ILMA X A60** cod. 305.0482.953  
**ILMA X A90** cod. 110.0456.294  
**ILMA X A120** cod. 305.0482.954



FEATURES	PERFORMANCE	ACCESSORIES
<b>Finish</b> • Stainless steel	<b>Speed</b> 1 2 3 INT	<b>Cod. 112.0506.172</b> F21 Charcoal filter
<b>Controls</b> Squarcle touch	<b>Air capacity IEC point</b> 140 220 320 430	<b>Cod. 112.0676.782</b> Remote control
<b>Lighting</b> LED lights	<b>Pressure</b> 230 250 270 290	
<b>Grease filter</b> Stainless steel cassettes dishwasher safe	<b>Input</b> 80 100 120 125	
<b>Ø of air outlet</b> 120 mm	<b>Noise level</b> 52 56 66 70	
<b>Width</b> 600 / 900 / 1200 mm		
<b>Energy class</b> A		







# IN-NOVA ZERO DRIP PLUS

IN-NOVA ZERO DRIP PLUS A60 cod. 305.0711.744  
IN-NOVA ZERO DRIP PLUS A75 cod. 305.0711.741

IN-NOVA ZERO DRIP PLUS A90 cod. 305.0711.742  
IN-NOVA ZERO DRIP PLUS A120 cod. 305.0711.743



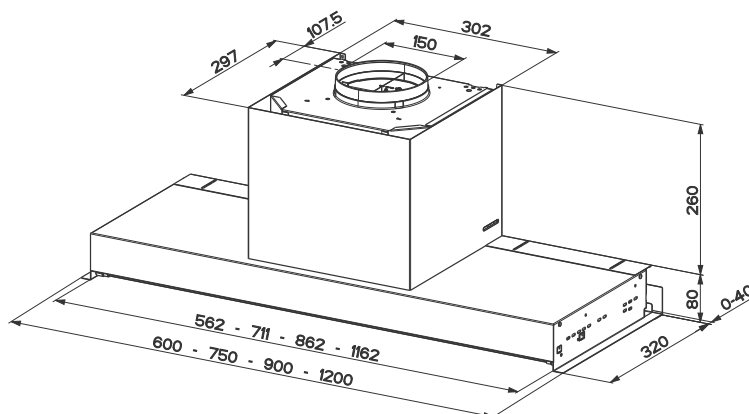
(optional)



FEATURES	PERFORMANCE	ACCESSORIES
<b>Finish</b> • Stainless steel / White Glass	<b>Speed</b> 1 2 3 INT	<b>Cod. 112.0627.248</b> FLL26 Charcoal filter
<b>Controls</b> Squarcle touch	<b>Air capacity IEC point</b> 280 410 580 710	<b>Cod. 112.0676.782</b> Remote control
<b>Lighting</b> LED light bar	<b>Pressure</b> 450 510 550 560	
<b>Grease filter</b> Cassettes dishwasher safe	<b>Input</b> 150 200 240 250	
<b>Ø of air outlet</b> 150 / 120 mm	<b>Noise level</b> 49 58 65 69	
<b>Width</b> 600 / 750 / 900 / 1200 mm		
<b>Energy class</b> A		







# IN-NOVA ZERO DRIP

**IN-NOVA ZERO DRIP A60** cod. 305.0626.490  
**IN-NOVA ZERO DRIP A75** cod. 305.0654.379

**IN-NOVA ZERO DRIP A90** cod. 305.0626.489  
**IN-NOVA ZERO DRIP A120** cod. 305.0626.531

**IN-NOVA ZERO DRIP KL A60** cod. 305.0672.371 \*  
**IN-NOVA ZERO DRIP KL A90** cod. 305.0672.330 \*



(optional)

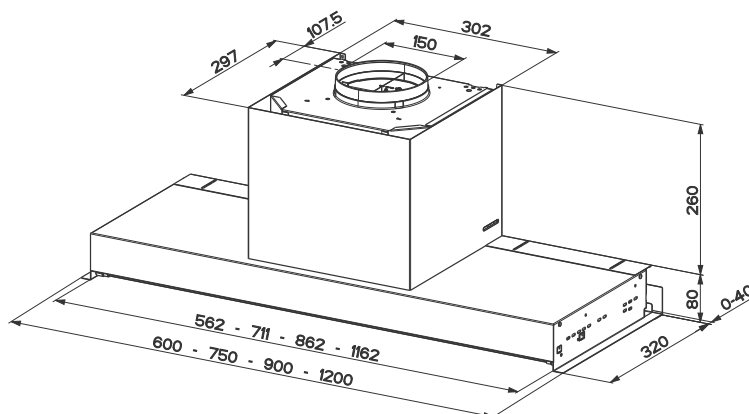


FEATURES	PERFORMANCE	ACCESSORIES
<b>Finish</b> • Stainless steel / White Glass	<b>Speed</b> 1 2 3 INT	<b>Cod. 112.0627.248</b>
<b>Controls</b> Squarcle touch	<b>Air capacity IEC point</b> 280 410 580 710	FLL26 Charcoal filter
<b>Lighting</b> 2 LED lights	<b>Pressure</b> 450 510 550 560	<b>Cod. 112.0676.782</b>
<b>Grease filter</b> Cassettes dishwasher safe	<b>Input</b> 150 200 240 250	Remote control
<b>Ø of air outlet</b> 150 / 120 mm	<b>Noise level</b> 49 58 65 69	
<b>Width</b> 600 / 750 / 900 / 1200 mm		
<b>Energy class</b> A		



*The slope-free tray accommodates large quantities of liquids and is easy to remove and empty thanks to its release valve.*





NEW

# IN-NOVA ZERO DRIP LITE

IN-NOVA ZERO DRIP LITE A60 cod. 305.0703.267  
 IN-NOVA ZERO DRIP LITE A75 cod. 305.0703.268  
 IN-NOVA ZERO DRIP LITE A90 cod. 305.0703.270  
 IN-NOVA ZERO DRIP LITE A120 cod. 305.0703.269

IN-NOVA ZERO DRIP LITE A60 BK cod. 305.0704.149  
 IN-NOVA ZERO DRIP LITE A90 BK cod. 305.0704.150  
 IN-NOVA ZERO DRIP LITE A120 BK cod. 305.0720.621

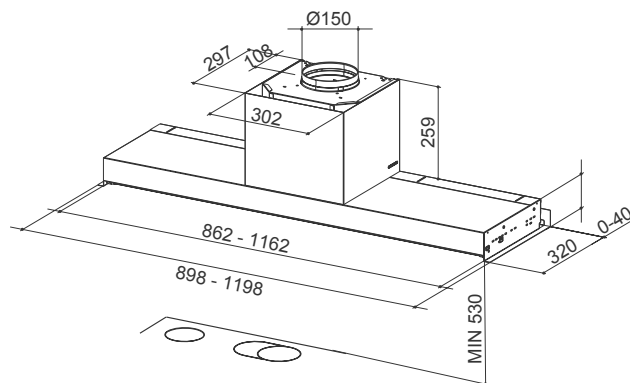


(optional)

FEATURES	PERFORMANCE	ACCESSORIES
<b>Finish</b> • Stainless steel / White Glass • Black Stainless steel / Black Glass	<b>Speed</b> 1 2 3 INT <b>Air capacity IEC point</b> 290 440 570 670 <b>Pressure</b> 360 460 500 550 <b>Input</b> 130 165 210 250 <b>Noise level</b> 52 60 65 68	<b>Cod. 112.0627.248</b> FLL26 Charcoal filter <b>Cod. 112.0676.782</b> Remote control
<b>Controls</b> Electronic push button		
<b>Lighting</b> 2 LED lights		
<b>Grease filter</b> Cassettes dishwasher safe		
<b>Ø of air outlet</b> 150 / 120 mm		
<b>Width</b> 600 / 750 / 900 / 1200 mm Black version 600 / 900 mm		
<b>Energy class</b> B		







# IN-NOVA AIR

IN-NOVA AIR X KL A90 cod. 305.0615.688

IN-NOVA AIR X KL A120 cod. 305.0615.701



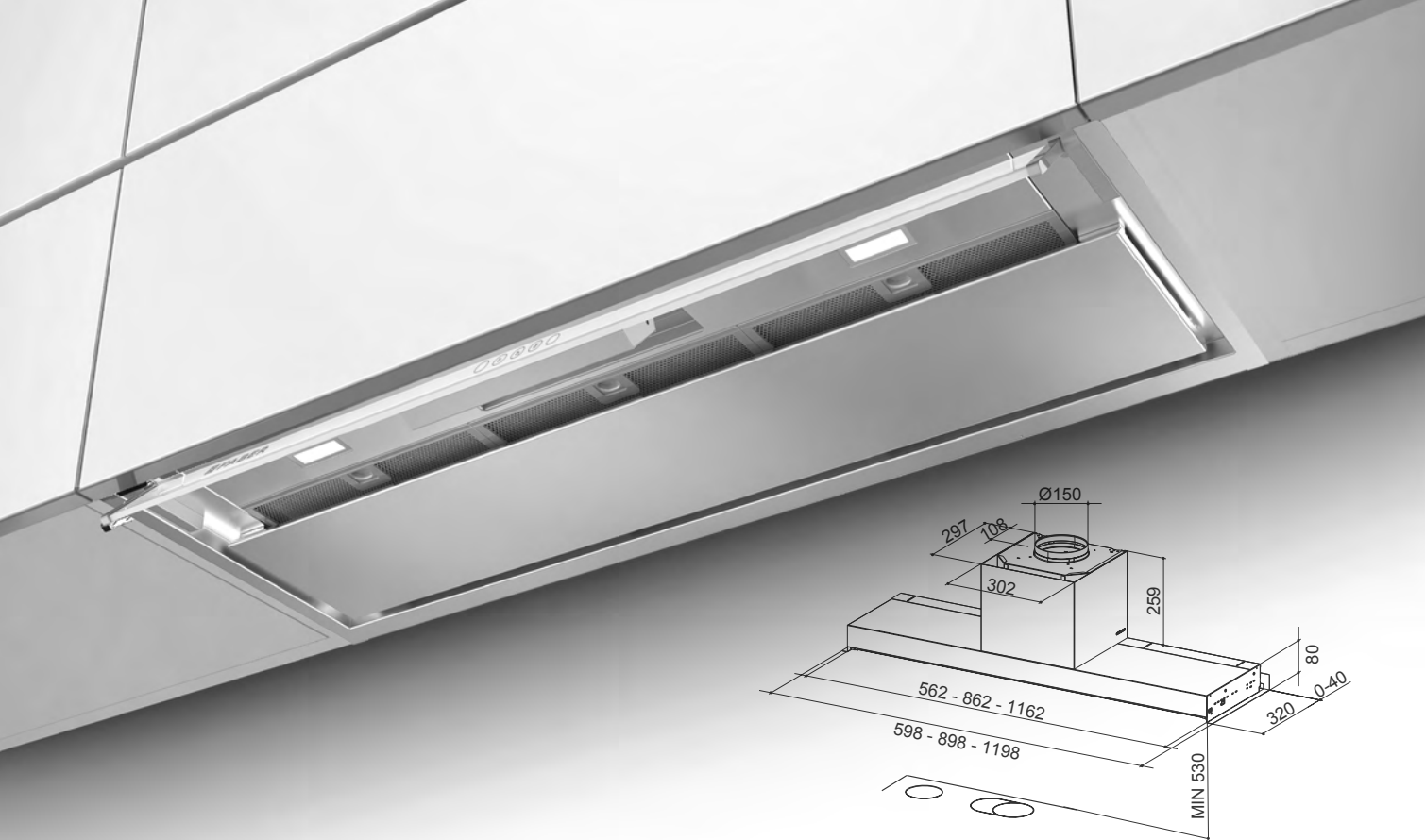
(optional)

FEATURES	PERFORMANCE	ACCESSORIES
<b>Finish</b>	<b>Speed</b> 1 2 3 INT	<b>Cod. 112.0157.243</b>
• Stainless steel / Black Glass		F9 Charcoal filter
<b>Controls</b>	<b>Air capacity IEC point</b> 250 390 570 670	<b>Cod. 112.0676.782</b>
Squarcle touch	<b>Pressure</b> 450 540 570 580	Remote control
<b>Lighting</b>	<b>Input</b> 150 200 240 250	<b>Cod. 112.0327.007</b>
2 LED lights	<b>Noise level</b> 53 60 67 69	ENERGY Remote blower kit
<b>Grease filter</b>		<b>Cod. 112.0185.276</b>
Cassettes dishwasher safe		FLL9 Charcoal filter Long Lasting
<b>Ø of air outlet</b>		
150 / 120 mm		
<b>Width</b>		
900 / 1200 mm		
<b>Energy class</b>		
A		



Faber's touch controls are located at the front of the hood for instant access.





To be installed at a minimum distance from the hob of 53 cm.

# IN-NOVA TOUCH

**IN-NOVA TOUCH X/BK A60** cod. 305.0611.152  
**IN-NOVA TOUCH X/BK A90** cod. 305.0611.153  
**IN-NOVA TOUCH X/BK A120** cod. 305.0611.154

**IN-NOVA TOUCH X/WH A60** cod. 305.0611.157  
**IN-NOVA TOUCH X/WH A90** cod. 305.0611.156  
**IN-NOVA TOUCH X/WH A120** cod. 305.0611.155



(optional)



(optional)



FEATURES	PERFORMANCE	ACCESSORIES
<b>Finish</b> • Stainless steel / Black glass • Stainless steel / White Glass	<b>Speed</b> 1 2 3 INT <b>Air capacity IEC point</b> 250 390 570 670 <b>Pressure</b> 450 540 570 580 <b>Input</b> 150 200 240 250 <b>Noise level</b> 53 60 67 69	<b>Cod. 112.0157.243</b> F9 Charcoal filter <b>Cod. 112.0676.782</b> Remote control <b>Cod. 112.0327.007</b> ENERGY Remote blower kit <b>Cod. 112.0185.276</b> FLL9 Charcoal filter Long Lasting <b>Cod. 112.0624.485</b> Kit filters stainless steel In-Nova 60 <b>Cod. 122.0624.486</b> Kit filters stainless steel In-Nova 90 <b>Cod. 112.0624.487</b> Kit filters stainless steel In-Nova 120
<b>Controls</b> Squarcle touch		
<b>Lighting</b> 2 LED lights		
<b>Grease filter</b> Cassettes dishwasher safe		
<b>Ø of air outlet</b> 150 / 120 mm		
<b>Width</b> 600 / 900 / 1200 mm		
<b>Energy class</b> A		

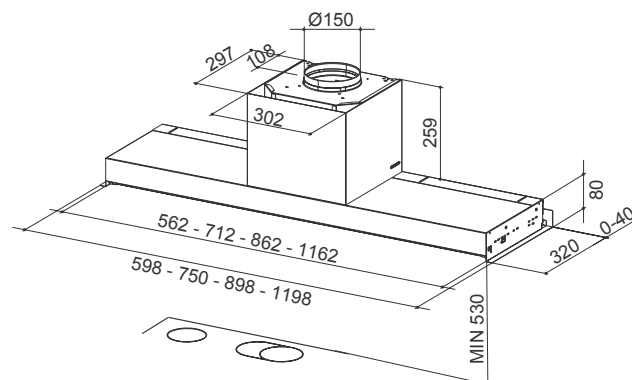


White



Black





To be installed at a minimum distance from the hob of 53 cm.

# IN-NOVA PREMIUM

IN-NOVA PREMIUM WH M A60 cod. 305.0625.312  
 IN-NOVA PREMIUM WH M A90 cod. 305.0625.311  
 IN-NOVA PREMIUM WH M A120 cod. 305.0625.240  
 IN-NOVA PREMIUM BK M A60 cod. 305.0625.239  
 IN-NOVA PREMIUM BK M A90 cod. 305.0625.238  
 IN-NOVA PREMIUM BK M A120 cod. 305.0625.237

IN-NOVA PREMIUM EV8+ X A60 cod. 110.0439.940  
 IN-NOVA PREMIUM EV8+ X A75 cod. 305.0569.170  
 IN-NOVA PREMIUM EV8+ X A90 cod. 110.0439.951  
 IN-NOVA PREMIUM EV8+ X A120 cod. 110.0439.952

IN-NOVA PREMIUM X KL A60 cod. 305.0621.943 \*  
 IN-NOVA PREMIUM X KL A90 cod. 305.0621.942 \*  
 IN-NOVA PREMIUM X KL A120 cod. 305.0621.941 \*

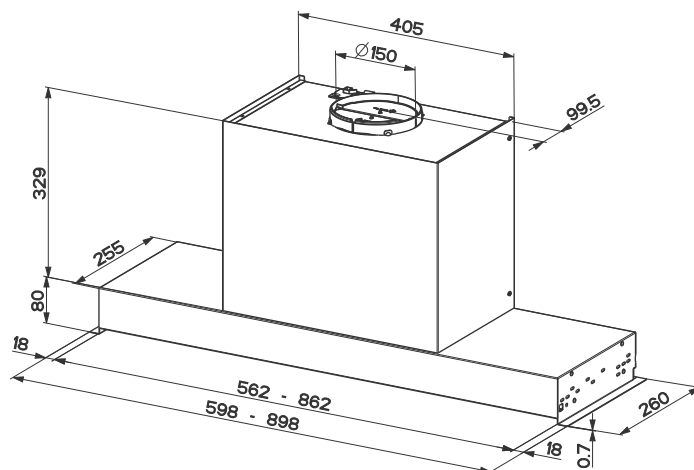


(optional)

FEATURES	PERFORMANCE	ACCESSORIES
<b>Finish</b> • Stainless steel / Glass • White matt / Glass • Black matt / Glass	<b>Speed</b> 1 2 3 INT	<b>Cod. 112.0157.243</b> F9 Charcoal filter
<b>Controls</b> Electronic SENSOR	<b>Air capacity IEC point</b> 250 390 570 670	<b>Cod. 112.0676.782</b> Remote control
<b>Lighting</b> 2 LED lights	<b>Pressure</b> 450 540 570 580	<b>Cod. 112.0327.007</b> ENERGY Remote blower kit
<b>Grease filter</b> Cassettes dishwasher safe	<b>Input</b> 150 200 240 250	<b>Cod. 112.0185.276</b> FLL9 Charcoal filter Long Lasting
<b>Ø of air outlet</b> 150 / 120 mm	<b>Noise level</b> 53 60 67 69	<b>Cod. 112.0624.485</b> Kit filters stainless steel In-Nova 60
<b>Width</b> 600 / 750 / 900 / 1200 mm		<b>Cod. 122.0624.486</b> Kit filters stainless steel In-Nova 90
<b>Energy class</b> A		<b>Cod. 112.0624.487</b> Kit filters stainless steel In-Nova 120







To be installed at a minimum distance from the hob of 53 cm.

# ULTRA SLIM

ULTRA SLIM X KL A60 cod. 305.0655.735

ULTRA SLIM X KL A90 cod. 305.0655.737



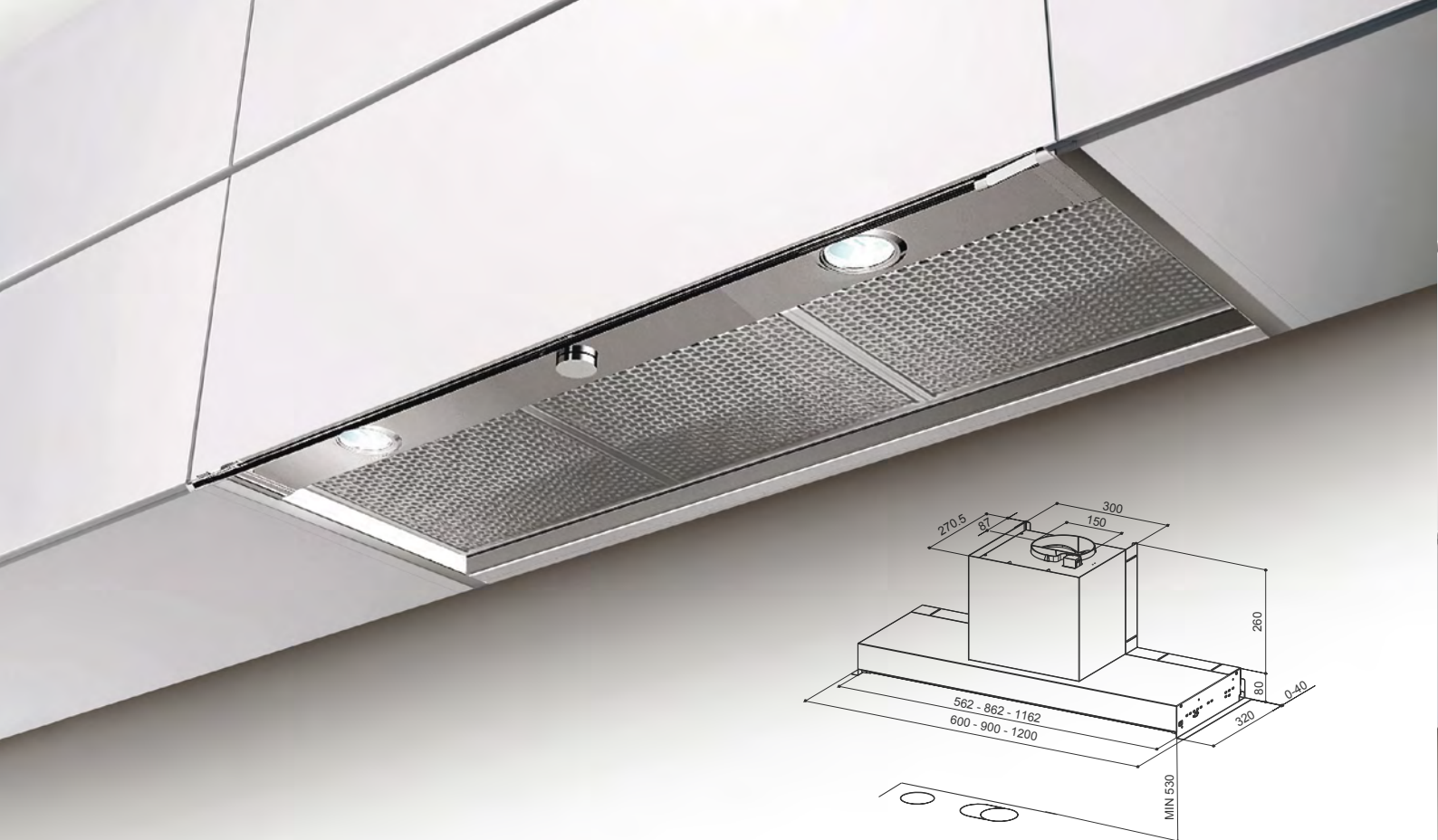
(optional)



(optional)



FEATURES	PERFORMANCE	ACCESSORIES
<b>Finish</b>	<b>Speed</b>	<b>Cod. 112.0157.240</b>
• Stainless steel		
<b>Controls</b>	<b>Air capacity IEC point</b>	F8 Charcoal filter
Electronic SENSOR		<b>Cod. 112.0676.782</b>
<b>Lighting</b>	<b>Pressure</b>	Remote control
2 LED lights		<b>Cod. 112.0158.127</b>
<b>Grease filter</b>	<b>Input</b>	FHP8 Charcoal filter High Performance
Cassettes dishwasher safe		<b>Cod. 112.0185.278</b>
<b>Ø of air outlet</b>	<b>Noise level</b>	FLL8 Charcoal filter Long Lasting
150 / 120 mm		
<b>Width</b>		
600 / 900 mm		
<b>Energy class</b>		
B		



# IN-NOVA COMFORT

To be installed at a minimum distance from the hob of 53 cm.

IN-NOVA COMFORT EG6 X A60 cod. 110.0439.937

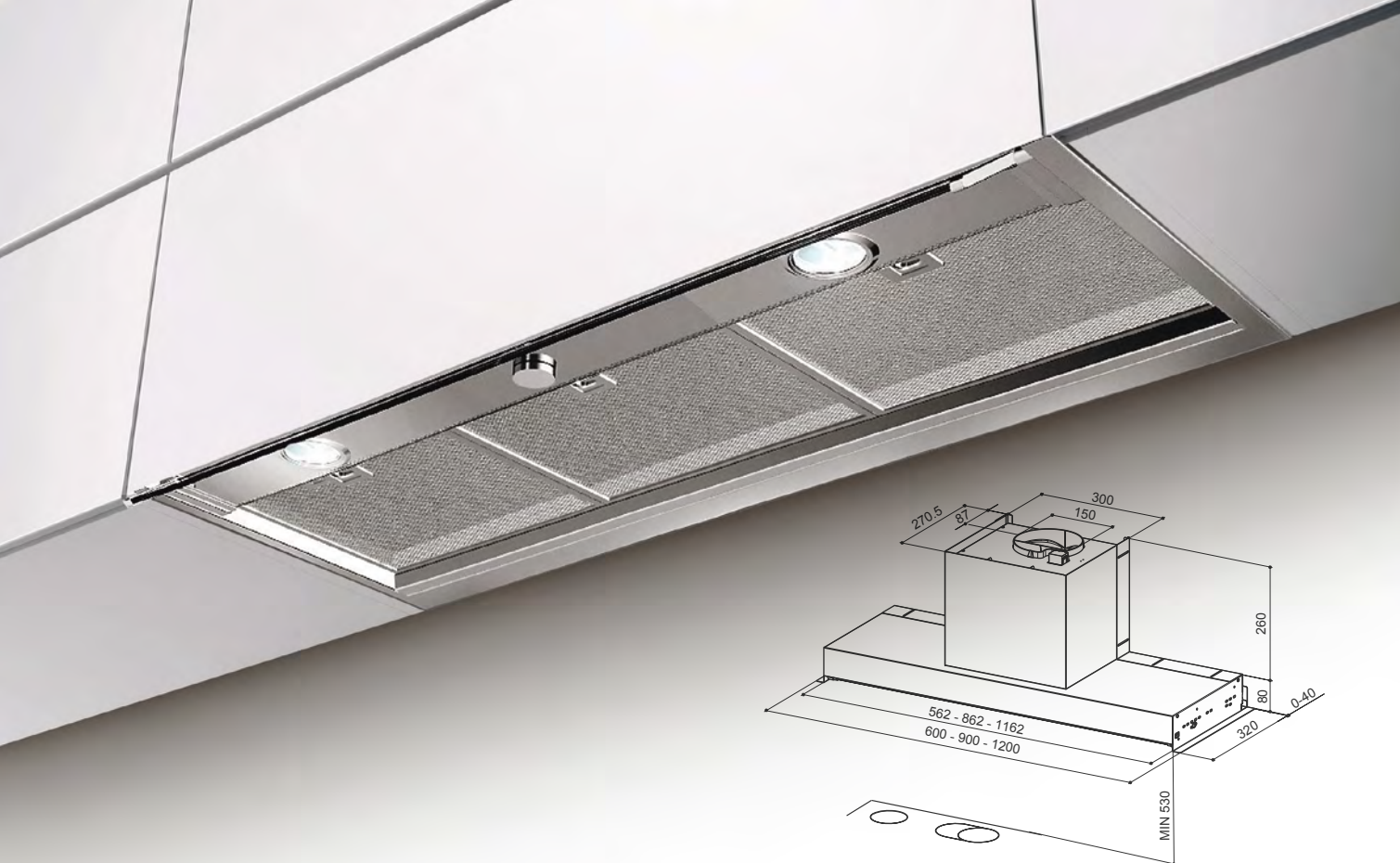
IN-NOVA COMFORT EG6 X A90 cod. 110.0439.938

IN-NOVA COMFORT EG6 X A120 cod. 110.0439.939



FEATURES	PERFORMANCE	ACCESSORIES
<b>Finish</b> • Stainless steel	<b>Speed</b> 1   2   3	<b>Cod. 112.0441.093</b>
<b>Controls</b> Pull out Knob	<b>Air capacity IEC point</b> 250 380 570	F4-14B Charcoal filter
<b>Lighting</b> 2 LED lights	<b>Pressure</b> 230 370 500	<b>Cod. 112.0327.007</b>
<b>Grease filter</b> Stainless steel cassettes dishwasher safe	<b>Input</b> 80 105 160	ENERGY Remote blower kit
<b>Ø of air outlet</b> 150 / 120 mm	<b>Noise level</b> 47 56 65	
<b>Width</b> 600 / 900 / 1200 mm		
<b>Energy class</b> C		





# IN-NOVA SMART

To be installed at a minimum distance from the hob of 53 cm.

**IN-NOVA SMART X A60** cod. 305.0557.680  
**IN-NOVA SMART X A90** cod. 305.0557.691  
**IN-NOVA SMART X A120** cod. 305.0554.567

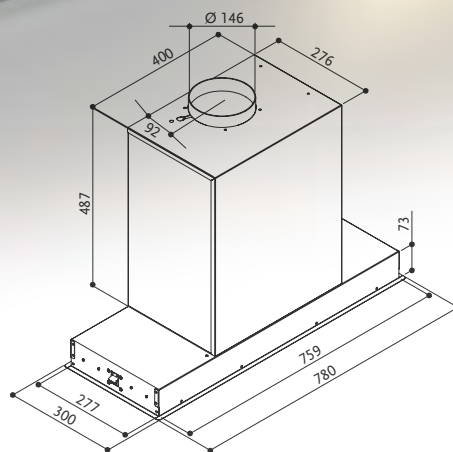
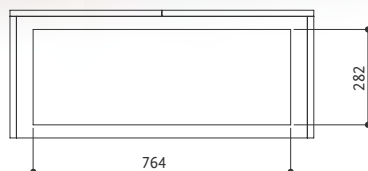


FEATURES	PERFORMANCE	ACCESSORIES
<b>Finish</b>	<b>Speed</b> 1 2 3	<b>Cod. 112.0067.944</b>
• Stainless steel	<b>Air capacity IEC point</b> 200 260 360	F3 Charcoal filter
<b>Controls</b>	<b>Pressure</b> 220 270 290	<b>Cod. 112.0544.470</b>
Pull out Knob	<b>Input</b> 90 115 145	FLL3 Charcoal filter Long Lasting
<b>Lighting</b>	<b>Noise level</b> 57 62 68	
2 LED lights		
<b>Grease filter</b>		
Stainless steel cassettes dishwasher safe		
<b>Ø of air outlet</b>		
150 / 120 mm		
<b>Width</b>		
600 / 900 / 1200 mm		
<b>Energy class</b>		
D		



# HAVA

HAVA X 78 cod. 325.0570.133



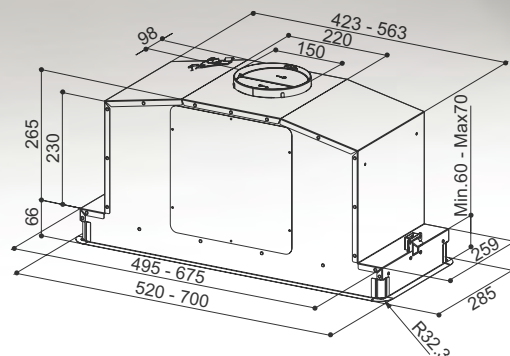
To be installed at a minimum distance from the hob of 50 cm.



(optional)



FEATURES	PERFORMANCE	ACCESSORIES
<b>Finish</b> • Stainless steel	<b>Speed</b> 1 2 3 INT	<b>Cod. 112.0576.982</b>
<b>Controls</b> Squarcle touch	<b>Air capacity IEC point</b> 300 415 570 710	Filter kit
<b>Lighting</b> 2 LED lights	<b>Pressure</b> 450 510 540 550	<b>Cod. 112.0576.981</b> F25 Filter kit
<b>Grease filter</b> Cassettes dishwasher safe	<b>Input</b> 200 220 260 280	<b>Cod. 112.0676.782</b> Remote control
<b>Ø of air outlet</b> 150 / 120 mm	<b>Noise level</b> 48 55 62 67	
<b>Width</b> 780 mm		
<b>Energy class</b> A		



To be installed at a minimum distance from the hob of 50 cm.

# IN-LIGHT

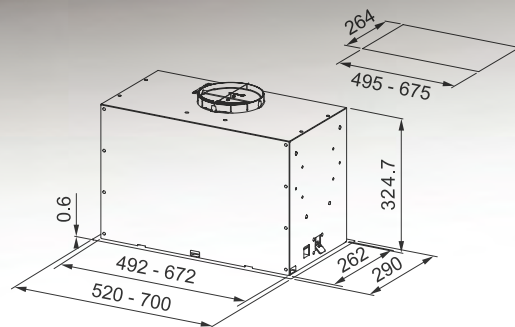
**IN-LIGHT EV8+ X KL A52** cod. 110.0456.213  
**IN-LIGHT EV8+ X KL A70** cod. 110.0456.215

**IN-LIGHT EV8+ WH MATT KL A52** cod. 110.0456.216  
**IN-LIGHT EV8+ WH MATT KL A70** cod. 110.0456.218



FEATURES	PERFORMANCE	ACCESSORIES
<b>Finish</b> • Stainless steel • White matt	<b>Speed</b> 1    2    3    INT	<b>Cod. 112.0157.240</b> F8 Charcoal filter
<b>Controls</b> Electronic Led	<b>Air capacity IEC point</b> 260   390   560   710	<b>Cod. 112.0158.127</b> FHP8 Charcoal filter High Performance
<b>Lighting</b> Perimeter LED light	<b>Pressure</b> 450   510   550   560	<b>Cod. 112.0185.278</b> FLL8 Charcoal filter Long Lasting
<b>Grease filter</b> Cassettes dishwasher safe	<b>Input</b> 150   200   240   250	
<b>Ø of air outlet</b> 150 / 120 mm	<b>Noise level</b> 54   58   64   69	
<b>Width</b> 520 / 700 mm		
<b>Energy class</b> A		





To be installed at a minimum distance from the hob of 65 cm.

# INKA LUX

INKA LUX EVO WH MATT A52 cod. 305.0665.357

INKA LUX EVO WH MATT A70 cod. 305.0665.358

INKA LUX EVO BK MATT A52 cod. 305.0665.355

INKA LUX EVO BK MATT A70 cod. 305.0665.356



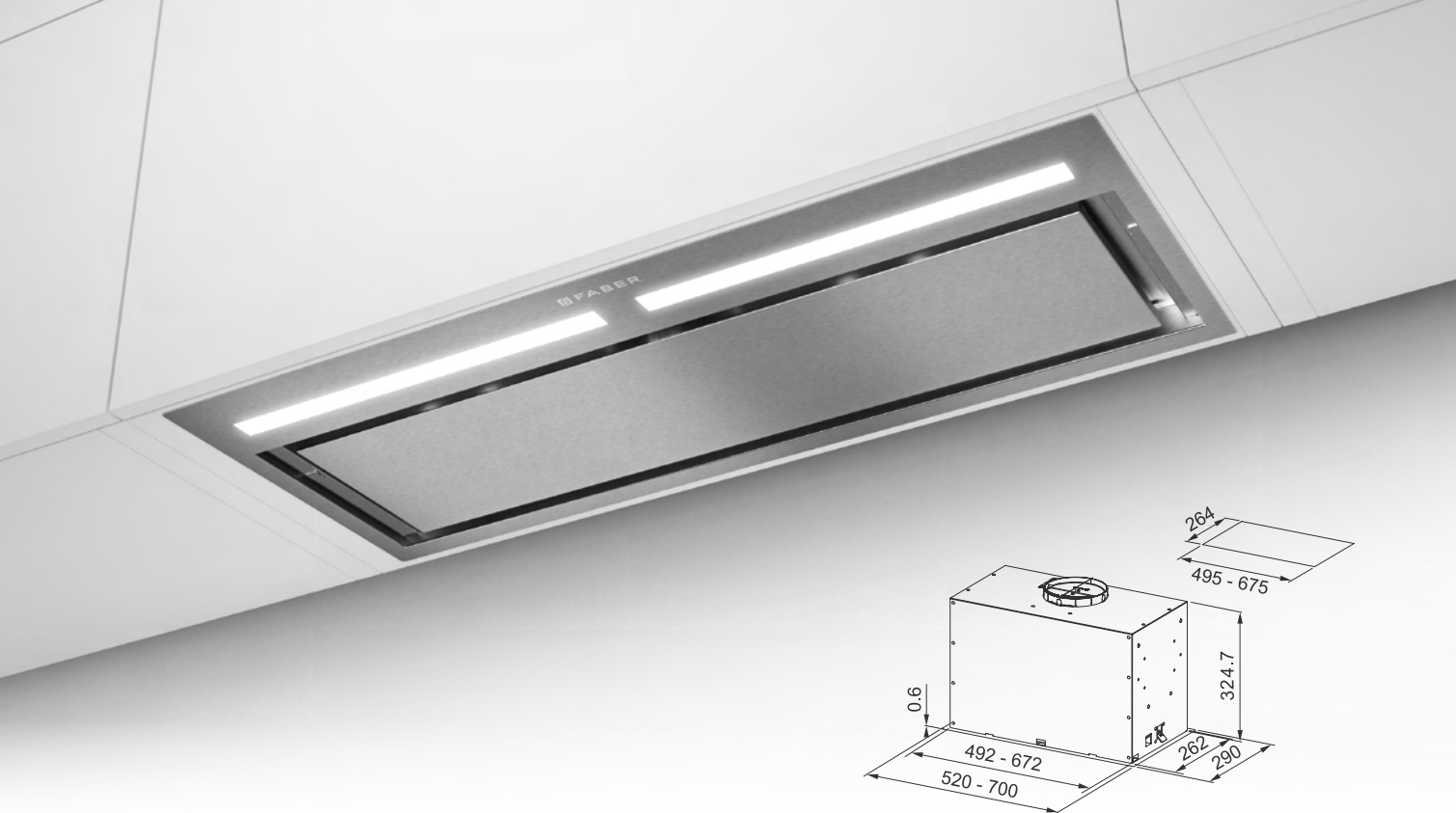
(optional)



520 mm

700 mm

FEATURES	PERFORMANCE					PERFORMANCE					ACCESSORIES
<b>Finish</b>	<b>Speed</b>	1	2	3	INT	<b>Speed</b>	1	2	3	INT	<b>Cod. 112.0157.240</b>
• Stainless steel • White matt • Black matt	<b>Air capacity IEC point</b>	280	430	550	620	<b>Air capacity IEC point</b>	290	450	580	670	F8 Charcoal filter
<b>Controls</b>	<b>Pressure</b>	390	470	530	540	<b>Pressure</b>	390	470	530	540	<b>Cod. 112.0327.007</b>
Electronic	<b>Input</b>	130	165	210	240	<b>Input</b>	130	165	210	250	ENERGY Remote blower kit
<b>Lighting</b>	<b>Noise level</b>	47	57	64	67	<b>Noise level</b>	47	57	65	66	<b>Cod. 112.0158.127</b>
LED ligh											FHP8 Charcoal fi lter High Performance
<b>Grease filter</b>											<b>Cod. 112.0185.278</b>
Cassettes dishwasher safe											FLL8 Charcoal fi lter Long Lasting
<b>Ø of air outlet</b>											
150 / 120 mm											
<b>Width</b>											
520 / 700 mm											
<b>Energy class</b>											
B											

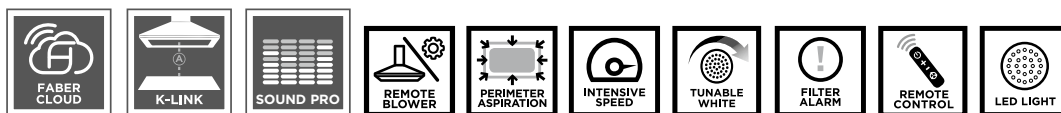


To be installed at a minimum distance from the hob of 53 cm.

# INKA LUX PREMIUM

INKA LUX PREMIUM BK MATT A52 KL cod. 305.0658.608  
INKA LUX PREMIUM BK MATT A70 KL cod. 305.0658.609

INKA LUX PREMIUM X A52 KL cod. 305.0658.601  
INKA LUX PREMIUM X A70 KL cod. 305.0658.607

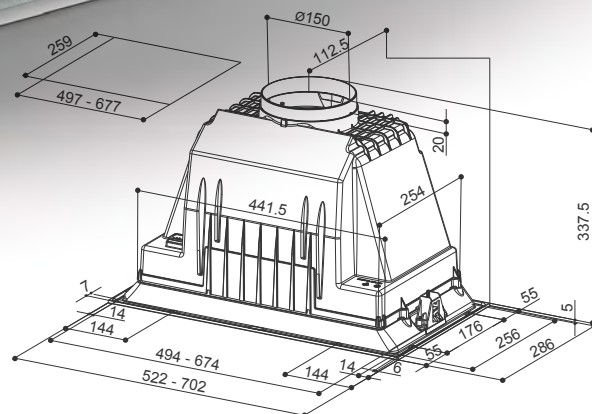



(optional)

## PREMIUM 520 mm

## PREMIUM 700 mm

FEATURES	PERFORMANCE					PERFORMANCE					ACCESSORIES
<b>Finish</b>	<b>Speed</b>	1	2	3	INT	<b>Speed</b>	1	2	3	INT	<b>Cod. 112.0157.240</b>
• Stainless steel • Black matt	<b>Air capacity IEC point</b>	260	410	580	670	<b>Air capacity IEC point</b>	290	420	610	720	F8 Charcoal filter
<b>Controls</b>	<b>Pressure</b>	450	540	580	590	<b>Pressure</b>	460	550	590	600	<b>Cod. 112.0327.007</b>
Electronic	<b>Input</b>	150	200	240	250	<b>Input</b>	150	200	240	250	ENERGY Remote blower kit
<b>Lighting</b>	<b>Noise level</b>	54	59	66	69	<b>Noise level</b>	47	56	64	68	<b>Cod. 112.0158.127</b>
LED lights											FHP8 Charcoal filter High Performance
<b>Grease filter</b>											<b>Cod. 112.0185.278</b>
Cassettes dishwasher safe											FLL8 Charcoal filter Long Lasting
<b>Ø of air outlet</b>											
150 / 120 mm											
<b>Width</b>											
520 / 700 mm											
<b>Energy class</b>											
A (PREMIUM 700 mm) B											



# INKA PLUS HC

INKA PLUS HC X A52 cod. 305.0602.047

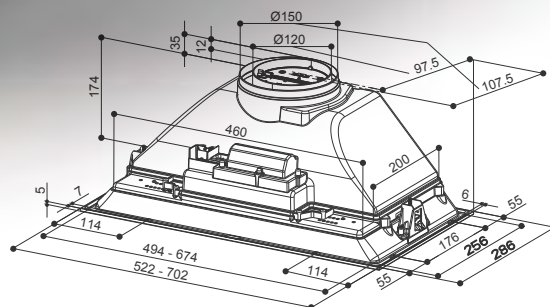
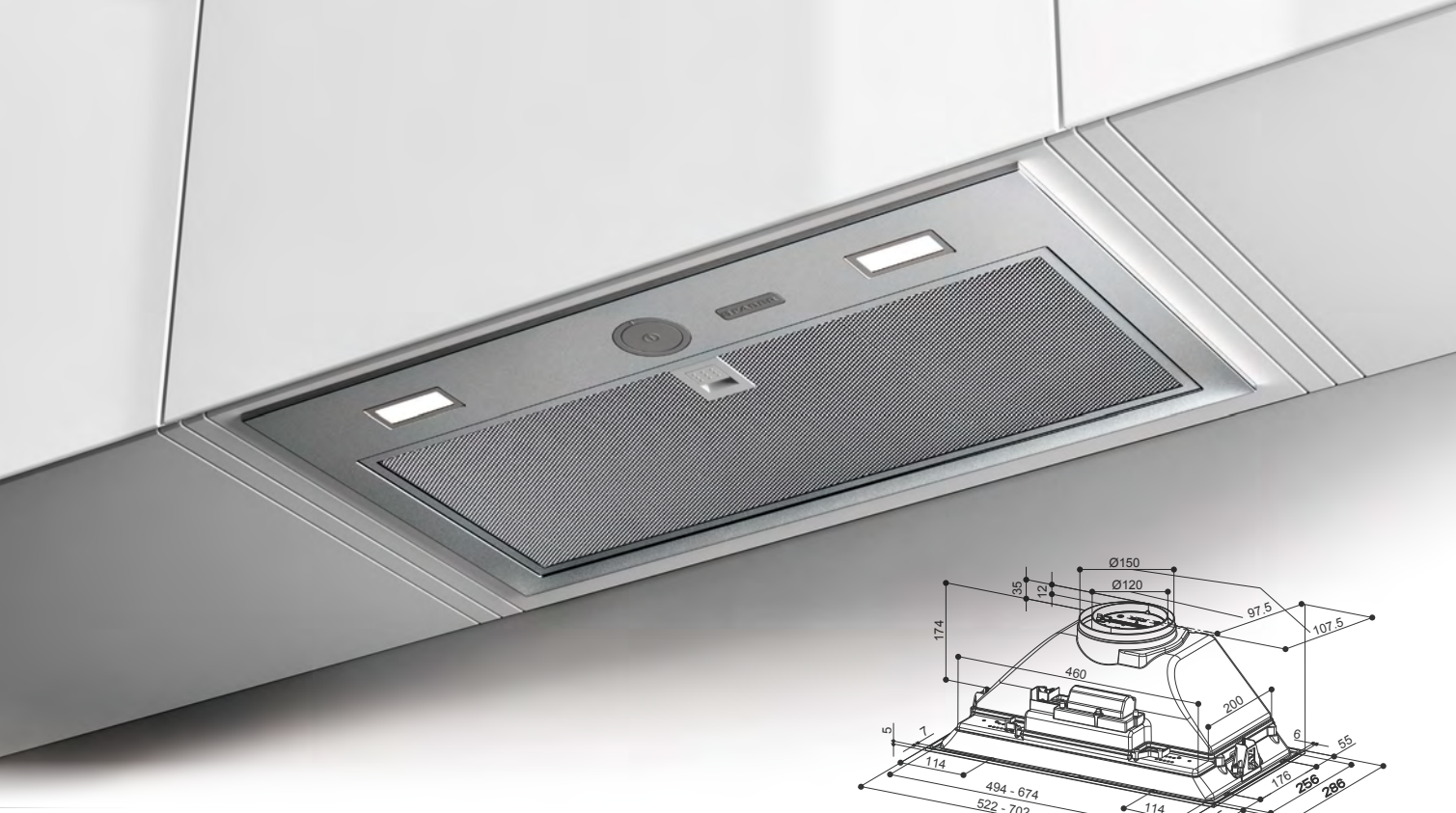
INKA PLUS HC X A70 cod. 305.0602.048



To be installed at a minimum distance from the hob of 65 cm.

FEATURES	PERFORMANCE	ACCESSORIES
<b>Finish</b>	<b>Speed</b> 1 2 3	<b>Cod. 112.0157.240</b>
• Stainless steel	<b>Air capacity IEC point</b> 230 350 570	F8 Charcoal filter
<b>Controls</b>	<b>Pressure</b> 230 420 530	<b>Cod. 112.0158.127</b>
Electromechanical	<b>Input</b> 85 105 140	FHP8 Charcoal filter High Performance
<b>Lighting</b>	<b>Noise level</b> 45 53 62	<b>Cod. 112.0185.278</b>
2 LED lights		FLL8 Charcoal filter Long Lasting
<b>Grease filter</b>		
Cassettes dishwasher safe		
<b>Ø of air outlet</b>		
150 / 120 mm		
<b>Width</b>		
520 / 700 mm		
<b>Energy class</b>		
B		





To be installed at a minimum distance from the hob of 65 cm.

# INKA SMART HCS (ICH)

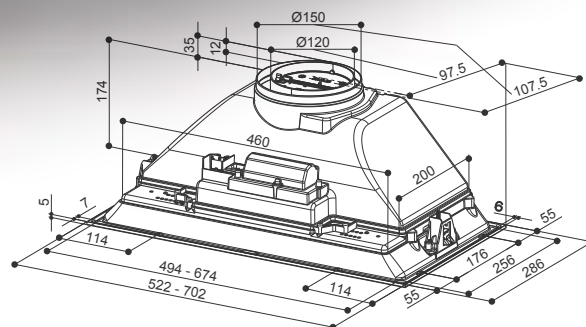

INKA ICH SS A52 (I.SMART HCS) cod. 305.0599.323

INKA ICH SS A70 (I.SMART HCS) cod. 305.0599.321



FEATURES	PERFORMANCE	ACCESSORIES
<b>Finish</b>	<b>Speed</b> 1 2 3	<b>Cod. 112.0556.527</b>
• Stainless steel	<b>Air capacity IEC point</b> 180 270 390	F23 Charcoal filter
<b>Controls</b>	<b>Pressure</b> 220 240 260	<b>Cod. 112.0556.528</b>
Electromechanical	<b>Input</b> 80 90 110	FLL23 Charcoal filter Long Lasting
<b>Lighting</b>	<b>Noise level</b> 54 62 70	
2 LED lights		
<b>Grease filter</b>		
Cassettes dishwasher safe		
<b>Ø of air outlet</b>		
150 / 120 mm		
<b>Width</b>		
520 / 700 mm		
<b>Energy class</b>		
B		





To be installed at a minimum distance from the hob of 65 cm.

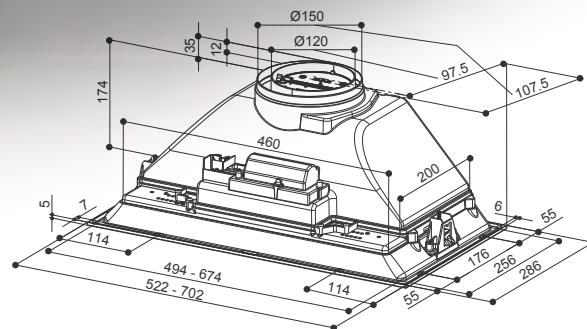
# INKA SMART HC

INKA SMART HC X A52 cod. 305.0599.307

INKA SMART HC X A70 cod. 305.0599.308



FEATURES	PERFORMANCE	ACCESSORIES
<b>Finish</b>	<b>Speed</b> 1 2 3	<b>Cod. 112.0556.527</b>
• Stainless steel	<b>Air capacity IEC point</b> 180 270 390	F23 Charcoal filter
<b>Controls</b>	<b>Pressure</b> 220 240 260	<b>Cod. 112.0556.528</b>
Electromechanical	<b>Input</b> 80 90 110	FLL23 Charcoal filter Long Lasting
<b>Lighting</b>	<b>Noise level</b> 54 62 70	
2 LED lights		
<b>Grease filter</b>		
Cassettes dishwasher safe		
<b>Ø of air outlet</b>		
150 / 120 mm		
<b>Width</b>		
520 / 700 mm		
<b>Energy class</b>		
B		




To be installed at a minimum distance from the hob of **65 cm**.

**INKA SMART C LG A70** cod. 305.0599.306



FEATURES	PERFORMANCE			ACCESSORIES	
<b>Finish</b>	<b>Speed</b>	1	2	3	<b>Cod. 112.0556.527</b>
• Light grey	<b>Air capacity IEC point</b>	160	220	335	F23 Charcoal filter
<b>Controls</b>	<b>Pressure</b>	230	260	280	<b>Cod. 112.0556.528</b>
Electromechanical	<b>Input</b>	80	95	115	FLL23 Charcoal filter Long Lasting
<b>Lighting</b>	<b>Noise level</b>	54	59	66	
2 LED lights					
<b>Grease filter</b>					
Cassettes dishwasher safe					
<b>Ø of air outlet</b>					
150 / 120 mm					
<b>Width</b>					
520 / 700 mm					
<b>Energy class</b>					
C					





# MAXIMA TOUCH

MAXIMA NG TOUCH EV8 LED X A60 cod. 315.0635.146

MAXIMA NG TOUCH EV8 LED X A90 cod. 315.0635.147

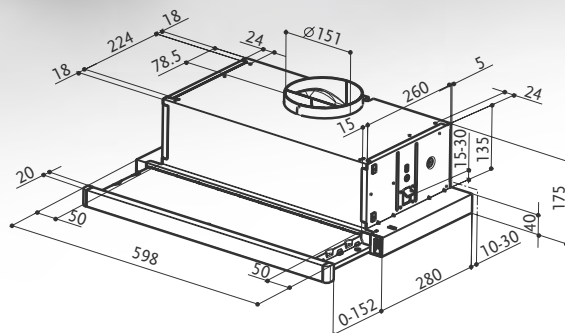
To be installed at a minimum distance from the hob of 65 cm.



(optional)

FEATURES	PERFORMANCE	ACCESSORIES
<b>Finish</b> • Metal aluminium / Stainless steel handle	<b>Speed</b> 1 2 3 INT	<b>Cod. 112.0157.240</b> F8 Charcoal filter
<b>Controls</b> Touch control	<b>Air capacity IEC point</b> 310 470 620 740	<b>Cod. 112.0327.007</b> ENERGY Remote blower kit
<b>Lighting</b> 2 LED lights	<b>Pressure</b> 390 460 500 530	<b>Cod. 112.0158.127</b> FHP8 Charcoal filter High Performance
<b>Grease filter</b> Cassettes dishwasher safe	<b>Input</b> 130 165 210 250	<b>Cod. 112.0185.278</b> FLL8 Charcoal filter Long Lasting
<b>Ø of air outlet</b> 150 / 120 mm	<b>Noise level</b> 54 59 63 66	
<b>Width</b> 600 / 900 mm		
<b>Energy class</b> B		





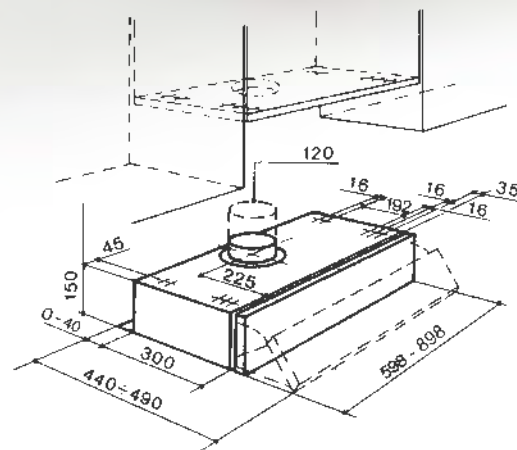
# FLEXA HIP

FLEXA NG HIP AM/X A60 cod. 315.0635.133

To be installed at a minimum distance from the hob of 65 cm.



FEATURES	PERFORMANCE	ACCESSORIES
<b>Finish</b> • Metal aluminium / Stainless steel handle	<b>Speed</b> 1 2 3	<b>Cod. 112.0067.944</b>
<b>Controls</b> Electromechanical	<b>Air capacity IEC point</b> 220 320 420	F3 Charcoal filter
<b>Lighting</b> 2 LED lights	<b>Pressure</b> 180 200 220	<b>Cod. 112.0544.470</b>
<b>Grease filter</b> Cassettes dishwasher safe	<b>Input</b> 90 105 140	FLL3 Charcoal filter Long Lasting
<b>Ø of air outlet</b> 150 / 120 mm	<b>Noise level</b> 57 65 69	
<b>Width</b> 600 mm		
<b>Energy class</b> D		



To be installed at a minimum distance from the hob of 65 cm.

# 2156 - 2152

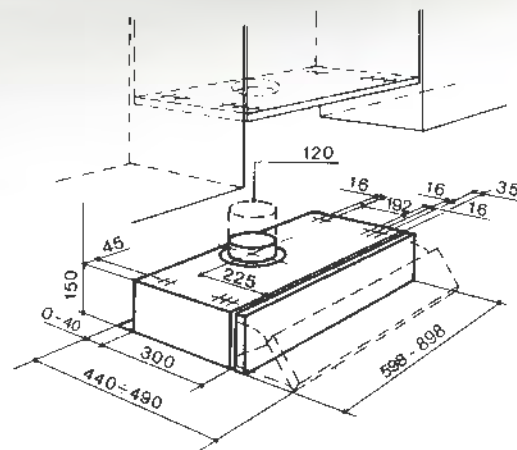
**2156 SRM LG/X A60** cod. 315.0547.816  
**2156 SRM LG/X A90** cod. 315.0547.817

**2152 SRM LG A60** cod. 315.0547.814  
**2152 SRM LG A90** cod. 315.0547.815



FEATURES	PERFORMANCE	ACCESSORIES
<b>Finish</b> • Light grey / Stainless steel grid • Light grey	<b>Speed</b> 1 2 3	<b>Cod. 112.0157.238</b> F1 Charcoal filter (order 2 pieces)
<b>Controls</b> Electromechanical	<b>Air capacity IEC point</b> 200 260 370	<b>Cod. 112.0157.248</b> Metal Grease filter 600 mm version
<b>Lighting</b> 2 LED lights	<b>Pressure</b> 160 280 370	<b>Cod. 112.0157.249</b> Metal Grease filter 900 mm version
<b>Grease filter</b> Metal	<b>Input</b> 150 175 230	
<b>Ø of air outlet</b> 120 mm	<b>Noise level</b> 58 65 72	
<b>Width</b> 600 / 900 mm		
<b>Energy class</b> D		
<b>Blowers</b> 2		





To be installed at a minimum distance from the hob of 65 cm.

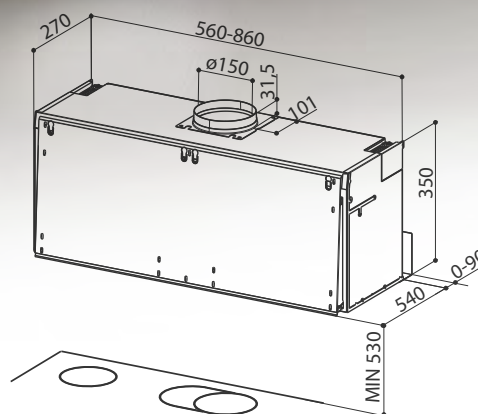
# 152

**152 SRM LG A60** cod. 315.0547.802  
**152 SRM LG A90** cod. 315.0547.803

**152 SRM LG/X A60** cod. 315.0547.804  
**152 SRM LG/X A90** cod. 315.0547.805



FEATURES	PERFORMANCE	ACCESSORIES
<b>Finish</b> • Light grey • Light grey / Stainless steel grid	<b>Speed</b> 1   2   3	<b>Cod. 112.0157.238</b> F1 Charcoal filter (order 1 piece)
<b>Controls</b> Electromechanical	<b>Air capacity IEC point</b> 115   160   225	Only 152 LG model:
<b>Lighting</b> LED light	<b>Pressure</b> 190   310   370	<b>Cod. 112.0157.248</b> Metal Grease filter 600 mm version
<b>Grease filter</b> Synthetic Metal (LG/X)	<b>Input</b> 80   95   115	<b>Cod. 112.0157.249</b> Metal Grease filter 900 mm version
<b>Ø of air outlet</b> 120 mm	<b>Noise level</b> 52   59   68	<b>Cod. 112.0157.289</b> Synthetic filter kit
<b>Width</b> 600 / 900 mm		
<b>Energy class</b> D		
<b>Blower</b> 1		



# 106/35 PLUS

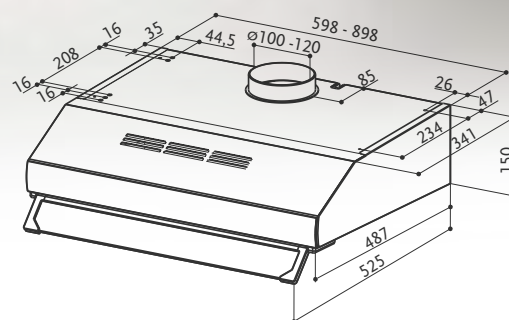
106/35 PLUS SRM LG A56/3 cod. 310.0685.181  
106/35 PLUS SRM LG A86/3 cod. 310.0685.182

To be installed at a minimum distance from the hob of 53 cm.



(optional)

FEATURES	PERFORMANCE	ACCESSORIES
<b>Finish</b>	<b>Speed</b>	<b>Cod. 112.0067.944</b>
• Light grey	1 2 3	F3 Charcoal filter
<b>Controls</b>	<b>Air capacity IEC point</b>	<b>Cod. 112.0327.007</b>
Electromechanical	260 340 450	ENERGY Remote blower kit
<b>Lighting</b>	<b>Pressure</b>	<b>Cod. 112.0544.470</b>
2 LED lights	220 240 250	FLL3 Charcoal filter Long Lasting
<b>Grease filter</b>	<b>Input</b>	
Cassettes dishwasher safe	85 95 115	
<b>Ø of air outlet</b>	<b>Noise level</b>	
150 / 120 mm	52 60 66	
<b>Width</b>		
560 / 860 mm		
<b>Energy class</b>		
C		



**2740 SRM X A60 (VIS) FB EXP** cod. 300.0557.576  
**2740 SRM X A90 (VIS) FB EXP** cod. 300.0557.577



LED LIGHT


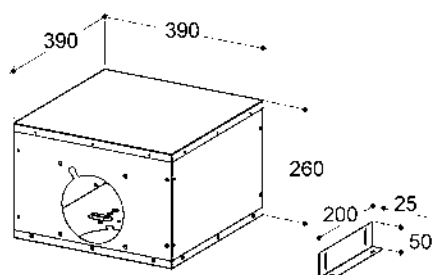
**BUILT-IN**





# ACCESSORIES

# REMOTE BLOWER KIT



Ø 150 mm  
ingoing / outlet

## REMOTE ASPIRATION KIT ENERGY

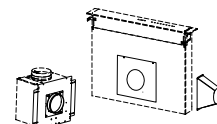
cod. 112.0327.007

- |                              |                        |               |
|------------------------------|------------------------|---------------|
| - Bella Silence              | - In-Nova Touch        | - Tender      |
| - Bella Silence Island       | - Nice                 | - Thea        |
| - Chloè                      | - Maxima Touch         | - Veil        |
| - Chloè XL                   | - Premio Angolo/SP     | - 106/35 Plus |
| - Cylindra                   | - Ray                  |               |
| - Cylindra Gloss Plus        | - Solaris              |               |
| - Cylindra Island            | - Stilo Angolo         |               |
| - Cylindra Island Gloss Plus | - Stilo Comfort        |               |
| - Daisy Plus                 | - Stilo Comfort Island |               |
| - Eclipse                    | - Stilo Glass Smart    |               |
| - Glassy Island              | - Stilo Glass Smart    |               |
| - Heaven 2.0                 | - Stilo Smart          |               |
| - Heaven Glass 2.0           | - Stilo DX-SX          |               |
| - Inka Lux                   | - T-Dark               |               |
| - In-Nova Premium            |                        |               |

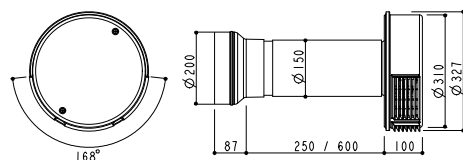
## REMOTE ASPIRATION KIT FABULA

cod. 112.0327.008

- Fabula Plus



# REMOTE EXTERNAL



Performace Air capacity  
IEC point  
INT 750 m³ / h



Color CREAM  
net weight 7 kg

## MISTRAL OUTDOOR

cod. 110.0365.067

### CEILING



Heaven 2.0

**HEAVEN 2.0 X 90 RB**  
cod. 110.0360.483

### BUILT-IN DESIGN



Fabula

**FABULA BK 90 RB**  
cod. 110.0360.581

### WALL



Stilo

**STILO X A60 NG RB**  
cod. 325.0653.095  
**STILO X A90 NG RB**  
cod. 325.0653.093

### ISLAND



Stilo Island

**STILO Island X 90 RB**  
cod. 110.0360.352  
**STILO Island X 120 RB**  
cod. 110.0360.353



# CHIMNEYS

## UPPER

**KIT ALTO H990 X** cod. 112.0157.252

- Nice
- Ray
- Stilo DX-SX
- Bella Silence
- Stilo Comfort
- Stilo Smart
- Stilo Glass Smart

## UPPER

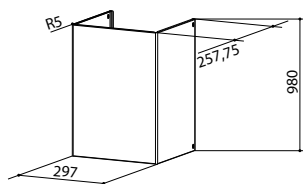
**KIT CHIMNEY SUP.ALTO BK MATT H990** cod. 112.0621.232

- Stilo Comfort BK

## UPPER

**KIT CHIMNEY SUP.ALTO WH MATT H990** cod. 112.0623.756

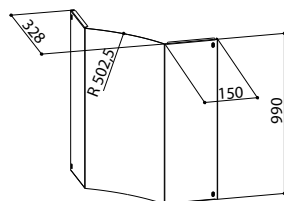
- Stilo Comfort WH



## UPPER

**KIT SOLARIS H990 X** cod. 112.0157.261

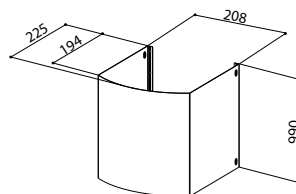
- Solaris



## UPPER

**KIT TENDER H990 X** cod. 112.0157.262

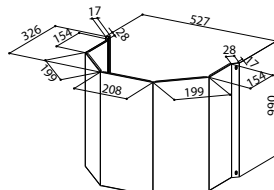
- Tender



## UPPER

**KIT PREMIO ANGOLO H990 X** cod. 112.0157.263

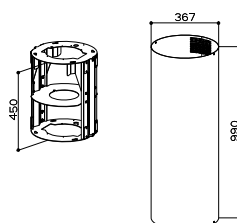
- Premio Corner/SP
- Stilo Corner



## UPPER

**KIT Island H990 D370 WH** cod. 112.0286.014

- Cylindra Island



## KIT CHIMNEY ISLAND H450-590 CAST IRON

cod. 112.0516.426

- Chloè XL Island

## KIT CHIMNEY ISLAND H450-590 COUNTRY GREY MATT

cod. 112.0516.427

- Chloè XL Island

## KIT CHIMNEY ISLAND H450-590 WHITE MATT

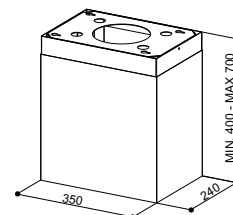
cod. 112.0516.428

- Thea Island

## KIT CHIMNEY ISLAND H450-590 DARK GREY MATT

cod. 112.0516.430

- Thea Island



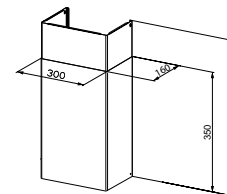
## KIT CHIMNEY 300X160 H990 BK

cod. 112.0569.164

## KIT CHIMNEY 300X160 H990 WH

cod. 112.0569.163

- Glam Fit
- Glam Fit Zero Drip Plus



## KIT CHIMNEY

cod. 112.0696.899

- Pure Black
- True Black
- True Double Black

## CHIMNEY EXTENSION

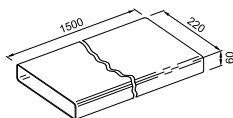
cod. 112.0696.584

- Pure Black
- True Black
- True Double Black

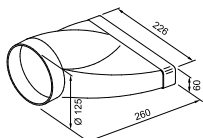
# AIR-DUCT SYSTEM Ø 120 mm

## FLAT DUCT TR 1500 cod. 112.0157.294

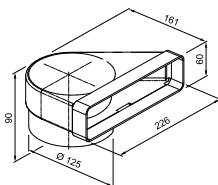
- Galileo 60 H
- Galileo Smart 60 H



## ROUND TO RECTANGULAR ADAPTER cod. 112.0157.296

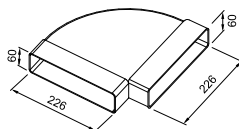


## VERTICAL 90° ELBOW BEND cod. 112.0157.298

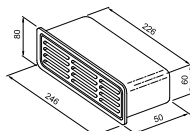


## HORIZONTAL 90° BEND cod. 112.0157.300

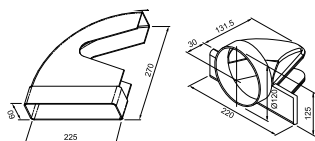
- Galileo 60H
- Galileo Smart 60H (lateral outlet)



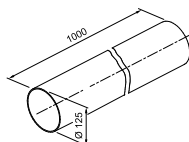
## RECTANGULAR LOUVRED GRILLE cod. 112.0157.304



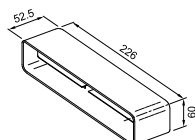
## HORIZONTAL 90° ELBOW BEND cod. 112.0157.306



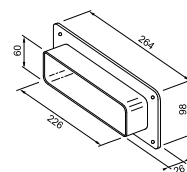
## ROUND PIPE TC 1000 cod. 112.0157.308



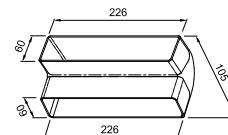
## FLAT DUCT CONNECTOR cod. 112.0157.295



## WALL CONNECTOR cod. 112.0157.297

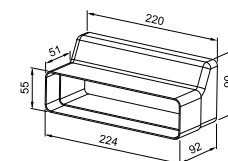


## VERTICAL 90° BEND cod. 112.0157.299



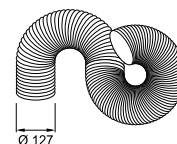
## REDUCER TO 60 MM cod. 112.0557.017

- Galileo 60H
- Galileo Smart 60 H

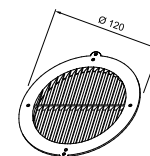


## FLEXIBLE HOSE cod. 112.0157.301

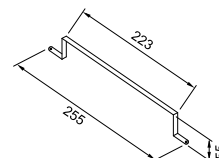
L = 1,5 m Ø 130 mm



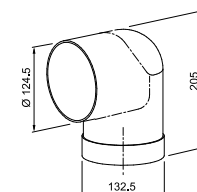
## ROUND LOUVRED GRILLE Ø 125 MM cod. 112.0157.303



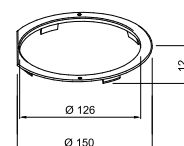
## BRACKET cod. 112.0157.305



## RIGHT ANGLE BEND 90° Ø 125 MM cod. 112.0157.307



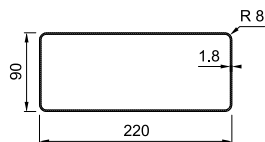
## FLANGE cod. 112.0157.309



NOTE: Minimum order 10 pieces per code (or multiples of 10)

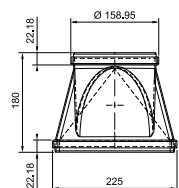
# AIR-DUCT SYSTEM Ø 150 MM OR EQUIVALENT

**FLAT DUCT TR 1200 220X90 MM** cod. 112.0459.427



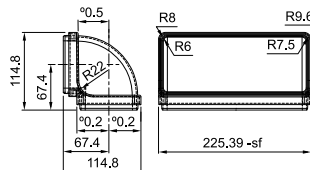
- Galileo 100 H
- Galileo Smart 100 H
- Heaven 2.0 Flat
- Heaven Glass 2.0 Flat
- High-Light

**ROUND TO RECTANGULAR ADAPTER 220X90 MM** cod. 112.0459.429




- Heaven 2.0 Flat
- Heaven Glass 2.0 Flat
- High-Light

**VERTICAL 90° BEND 220X90 MM** cod. 112.0459.453



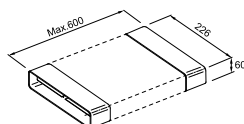
- Heaven 2.0 Flat
- Heaven Glass 2.0 Flat
- High-Light

**BRACKET 220X90 MM** cod. 112.0459.456

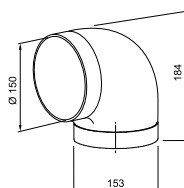


- Heaven 2.0 Flat
- Heaven Glass 2.0 Flat
- High-Light

**FLEXIBLE CONNECTOR RF 600** cod. 112.0280.685

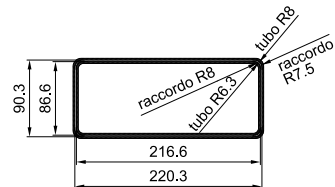



**RIGHT ANGLE BEND 90° Ø 150 MM** cod. 112.0253.688



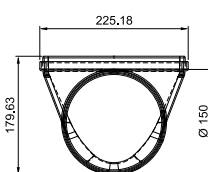
**DIRECTIONAL GRID D150 ABS VO W** cod. 133.0016.964

**FLAT DUCT CONNECTOR 220X90 MM** cod. 112.0459.428



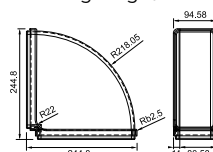

- Heaven 2.0 Flat
- Heaven Glass 2.0 Flat
- High-Light

**90° ELBOW BEND 220X90 MM** cod. 112.0459.451



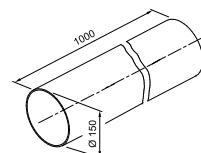
- Heaven 2.0 Flat
- Heaven Glass 2.0 Flat
- High-Light

**HORIZONTAL 90° BEND 220X90 MM** cod. 112.0459.455



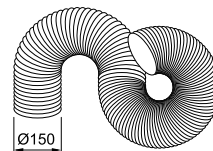
- Galileo 100 H
- Galileo Smart 100 H
- Heaven 2.0 Flat
- Heaven Glass 2.0 Flat
- High-Light

**ROUND PIPE TC 1000 Ø 150 MM** cod. 112.0253.681

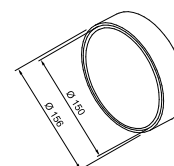


**FLEXIBLE HOSE** cod. 112.0280.687

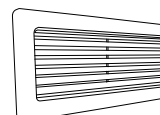
L = 1,5 m Ø 150 mm



**ROUND CONNECTOR Ø 150 MM** cod. 112.0253.690



**PIPE GRID 220X90** cod. 112.0605.516



NOTE: Minimum order 10 pieces per code (or multiples of 10)



# VALVE

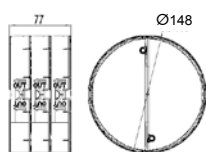
**NO RETURN VALVE D120** cod. 112.0189.207



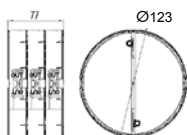
**NO RETURN VALVE D100** cod. 112.0572.297



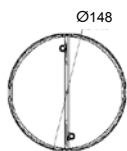
**NO RETURN VALVE 3D D150** cod. 112.0569.781



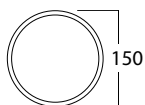
**NO RETURN VALVE 3D D125** cod. 112.0569.782



**KIT VALVE D150** cod. 112.0086.450



**DUCT W/VALVE HERMETIC D150** cod. 112.0569.783



**DUCT W/VALVE HERMETIC D125** cod. 112.0569.784



**NO RETURN VALVE 220X90** cod. 112.0605.517



# REMOTE CONTROL

**REMOTE CONTROL 7T PREMIUM** cod. 112.0676.782

- |                              |                          |                  |
|------------------------------|--------------------------|------------------|
| - Bi-Air                     | - Hava                   | - Inside Up      |
| - Belle                      | - Heaven 2.0             | - Luft           |
| - Belle Plus                 | - Heaven Air             | - Lybra Plus     |
| - Bella Silence              | - Heaven Glass 2.0 Flat  | - Nest Plus      |
| - Bella Silence Island       | - Heaven Light Pro       | - Odette         |
| - C-Air                      | - K-Air                  | - Onyx-T         |
| - Celine Plus                | - High Light             | - Skypad         |
| - Chloè                      | - Ilma                   | - Soft Cube      |
| - Chloè Island               | - In-Light               | - T-Air          |
| - Corinthia Island           | - In-Nova Air            | - T-Dark         |
| - Cylindra                   | - In-Nova Premium        | - T-Light        |
| - Cylindra Gloss Plus        | - In-Nova Touch          | - T-Light Island |
| - Cylindra Island            | - In-Nova Zero Drip      | - Talika         |
| - Cylindra Island Gloss Plus | - In-Nova Zero Drip Lite | - V-Air          |
| - Fabula Plus                | - In-Nova Zero Drip Plus | - Zoom           |
| - Grexia                     | - Inka Lux               |                  |
|                              | - Inka Lux Premium       |                  |



# CLIN&CLIN



**CLEANING CLOTHES KIT CLIN&CLIN (5 PIECES)**

cod. 112.0157.293

## NOTE

Cloths: minimum order 30 packagings or multiples of 30

**REVITALISING PASTE 55 ML**

cod. 112.0157.501

## NOTE

Paste: minimum order 10 pieces or multiples of 10 (55 ml)

**REVITALISING PASTE 200 ML**

cod. 112.0157.502

## NOTE

Paste: minimum order 6 pieces or multiples of 6 (200 ml)

# FABER LIGHTING KIT


**KIT 6 LED G9 2,5 W** cod. 112.0505.117

- Nest Plus

# SYNTHETIC FILTER

**KIT SYNTHETIC FILTER** cod. 112.0157.289

- 152 LG



# GREASE FILTERS

**1 KIT GREASE FILTER 60** cod. 112.0157.248

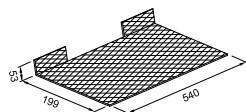
**1 BLOWER**

- 152 LG

**2 BLOWERS**

- 2152

- 2156



**1 KIT GREASE FILTER 90** cod. 112.0157.249

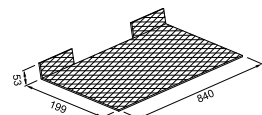
**1 BLOWER**

- 152 LG

**2 BLOWERS**

- 2152

- 2156



**STAINLESS STEEL FILTER KIT IN-NOVA 60** cod. 112.0624.485

**STAINLESS STEEL FILTER KIT IN-NOVA 90** cod. 112.0624.486

**STAINLESS STEEL FILTER KIT IN-NOVA 120** cod. 112.0624.487

# REAR AIR OUTLET KIT

**REAR AIR OUTLET KIT CHLOÈ OLD METAL**  
cod. 112.0490.249

**REAR AIR OUTLET KIT CHLOÈ OLD COPPER**  
cod. 112.0490.250

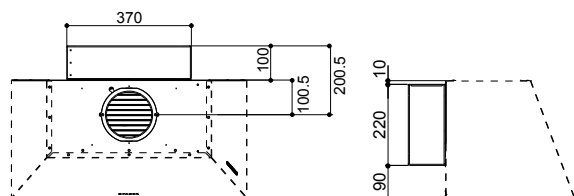
**REAR AIR OUTLET KIT CHLOÈ CAST IRON**  
cod. 112.0490.261

**REAR AIR OUTLET KIT CHLOÈ OLD BRASS**  
cod. 112.0490.262

**REAR AIR OUTLET KIT CHLOÈ DG MATTE**  
cod. 112.0490.263

**REAR AIR OUTLET KIT CHLOÈ CG MATTE**  
cod. 112.0490.264

- Chloè



The kit is matched to the color of the hood

# RECYCLING KIT

**C.A. HFH** cod. 112.0327.631

- Bella Comfort
- Nice
- Ray
- Stilo DX-SX
- Stilo Comfort
- Stilo Glass Smart
- Stilo Smart

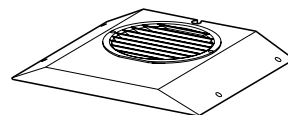


**RECYCLING KIT WH** cod. 112.0252.439

- Daisy WH
- Glam-Light WG1C/WG3C
- Glam-Light WH/T
- Glam-Light WH/WG

**RECYCLING KIT BK** cod. 112.0252.442

- Daisy BK
- Glam-Light DG/LG



**RECYCLING KIT HAVA** cod. 112.0576.982

- Hava

Long Lasting filter included



**RECYCLING KIT T-SHAPE WALL**  
cod. 112.0626.902

- Bella Comfort
- Nice
- Ray
- Onyx-T
- T-Air
- T-Dark
- T-Light
- Stilo Comfort
- Stilo Dx/Sx
- Stilo Glass Value
- Stilo Smart

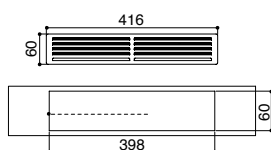
**RECYCLING KIT T-SHAPE ISLAND**  
cod. 112.0626.903

- Glassy Island
- T-Light
- T-Shelf
- Stilo Comfort Island

# GALILEO INSTALLATION KIT

## RECYCLING KIT H60 cod. 112.0540.730

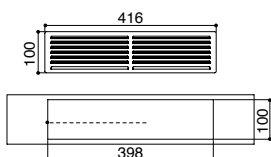
- Galileo Glass
- Galileo
- Galileo Smart



Ceramic filter included

## RECYCLING KIT H100 cod. 112.0540.781

- Galileo Glass
- Galileo
- Galileo Smart



Ceramic filter included

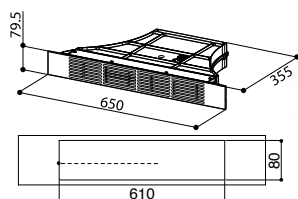
## DUCTING KIT cod. 112.0540.782

- Galileo Glass
- Galileo
- Galileo Smart



## KIT RECYCLING LONG LASTING H80 cod. 112.0605.735

- Galileo
- Galileo Smart



Filtro Long Lasting incluso nel kit

## FILTERING KIT H60 cod. 112.0626.656

- Galileo 60



## FILTERING KIT H100 cod. 112.0626.657

- Galileo 60



## LATERAL DUCTING KIT

cod. 112.0711.356

- Galileo Stripes
- Galileo Bold
- Galileo Linear
- Galileo Slim



## FRONT RECYCLING VERSION INSTALLATION/ PLINTH MIN. H60 cod. 112.0711.988

- Galileo Stripes
- Galileo Bold
- Galileo Linear
- Galileo Slim



## LATERAL RECYCLING VERSION INSTALLATION/ PLINTH MIN. H70 cod. 112.0711.987

- Galileo Stripes
- Galileo Bold
- Galileo Linear
- Galileo Slim



## REAR FILTERING KIT cod. 112.0685.046


- Galileo Glass
- Galileo
- Galileo Smart
- Galileo 60



# REFILL

## REFILL CERAMIC H100 cod. 112.0548.448

- Galileo Glass
- Galileo
- Galileo Smart
- Galileo 60



## REFILL CERAMIC H60 cod. 112.0548.447

- Galileo Glass
- Galileo
- Galileo Smart
- Galileo 60





**REFILL LONG LASTING H80** cod. 112.0605.736

- Galileo
- Galileo Smart



**REFILL LONG LASTING FILTER HE 60CM H80**  
cod. 112.0679.153

- Galileo 60



**REFILL REAR LONG LASTING FILTERING KIT**  
cod. 112.0684.122

- Galileo Glass
- Galileo
- Galileo Smart
- Galileo 60



**REFILL C.A.**  
cod. 112.0472.396

- Fabula Plus



**REFILL 2 C.A. HAVA** cod. 112.0576.981

- Hava




**REFILL 1 C.F. HFH** cod. 112.0261.791



**REFILL LONG LASTING HE TOP ACCESS NEUTRAL**  
cod. 112.0716.092

- Galileo Stripes
- Galileo Bold
- Galileo Linear
- Galileo Slim



# F-LIGHT DUCTING KIT

**DUCTING KIT F-LIGHT** cod. 112.0169.216

- Lybra Plus
- Nest Plus
- Zoom Plus

Ø 150 mm - length 1 meter



**DUCTING KIT AIRLANE** cod. 112.0542.875

- Belle
- Belle Plus
- Celine Plus
- Odette Plus



# EXTENSION KIT CABLES FOR SUSPENDED HOODS

**CABLE EXTENSION KIT FOR SUSPENDED HOODS**  
cod. 112.0691.642

- Chloè XL Island
- Thea Island
- Belle
- Soft Cube
- Beat Suspended
- Beat XL Suspended

# SPLASHBACKS AND CORNER ADAPTER

**KIT STAINLESS STEEL SPLASHBACKS 900 mm**  
cod. 112.0157.271

- T-Air
- Stilo DX-SX
- Tender

**KIT STAINLESS STEEL SPLASHBACKS 1200 mm**  
cod. 112.0157.272

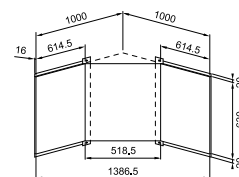
- Stilo DX-SX
- Tender

**CORNER KIT CORNER SPLASHBACKS PREMIO X**  
cod. 112.0157.273

- Premio Angolo/SP A100

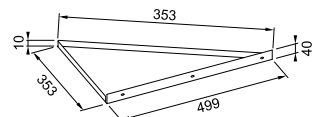
**CORNER KIT 3 CORNER SPLASHBACKS EGYZIA X**  
cod. 112.0157.274

- Solaris
- Stilo Corner



**CORNER ADAPTER KIT X** cod. 112.0157.284

- Premio Corner/SP
- Stilo Corner



# CHARCOAL FILTERS LONG LASTING

dishwasher  
safe

Multi-layer filter, it guarantees a double filtration and an optimal air cleanliness, it has a duration of up to 3 years.

## FLL3 KIT 2.C.A. LONG LASTING

cod. 112.0544.470


- Flexa HIP
- In-Nova Smart
- Value
- 106/35 Plus



## FLL8 KIT 2 C.A. LONG LASTING D196 H37

cod. 112.0185.278


- |                   |               |
|-------------------|---------------|
| - Bi-Air          | - Lybra Plus  |
| - Beat            | - Maxima      |
| - Belle           | - Modular     |
| - Belle Plus      | - Nest Plus   |
| - C-Air           | - Odette Plus |
| - Celine Plus     | - Ranch       |
| - Chloè XL        | - Soft Cube   |
| - Chloè XL Island | - Solaris     |
| - Daisy           | - Tender      |
| - Glam-Light      | - Thea        |
| - Glam Light      | - Thea Island |
| - Zero Drip Plus  | - Trendy      |
| - Grèxia          | - T-Shelf     |
| - Heaven 2.0      | - Tweet       |
| - In-Light        | - Veil        |
| - Inca Lux 2.0    | - West        |
| - Inca Lux Glass  | - West Angolo |
| - Inka Plus       | - Zoom Plus   |
| - K-Air           | - 106/35 Plus |
| - Lithos          |               |



## FLL9 KIT 1 C.A. LONG LASTING EASY CUBE 267x235

cod. 112.0185.276

- |                     |                            |
|---------------------|----------------------------|
| - Corinthia Island  | - Stilo Island/SP          |
| - Cylindra          | - Stilo Comfort            |
| - Cylindra Island   | - Stilo Comfort Island     |
| - Cylindra Gloss    | - Stilo Glass Smart        |
| - Plus              | - Stilo Glass Smart Island |
| - Cylindra Island   | - Stilo Smart              |
| - Gloss Plus        | - Stilo DX-SX              |
| - Eclipse           | - T-Air                    |
| - Glassy Island     | - T-Dark                   |
| - In-Nova Premium   | - T-Light                  |
| - In-Nova Touch     | - T-Light Island           |
| - In-Nova Zero Drip |                            |
| - Nice              |                            |
| - Onyx-T            |                            |
| - Premio Angolo/SP  |                            |
| - Ray               |                            |



## FLL12 KIT C.A. FABULA cod. 112.0261.258

- Fabula Plus 90



## FLL12 KIT C.A. FABULA cod. 112.0629.411

- Fabula Plus 60



## FLL18-90 KIT C.A. 90 CM cod. 112.0471.608

- Heaven 2.0 Flat
- Heaven Glass 2.0 Flat
- High-Light
- Inside up

## FLL18-120 KIT C.A. 120 CM cod. 112.0471.609

- Heaven 2.0 Flat
- Heaven Glass 2.0 Flat
- High-Light




## KIT FLL23 C.A. D125 cod. 112.0556.528

- Inka ICH (i.smart HCS)
- Inka Smart C
- Inka Smart HC



## KIT FLL26 C.A. cod. 112.0627.248

- In-Nova Zero Drip
- In-Nova Zero Drip Lite
- In-Nova Zero Drip Plus



# CHARCOAL FILTERS HIGH PERFORMANCE

High-efficiency filter, it guarantees more than 80% filtration capacity of intake fumes and a duration of up to 6 months.

## FHP8 KIT 2 C.A. HIGH PERFORMANCE

cod. 112.0158.127

- |                   |               |
|-------------------|---------------|
| - Bi-Air          | - Lybra Plus  |
| - Beat            | - Maxima      |
| - Belle           | - Modular     |
| - Belle Plus      | - Nest Plus   |
| - C-Air           | - Odette Plus |
| - Celine Plus     | - Ranch       |
| - Chloè XL        | - Soft Cube   |
| - Chloè XL Island | - Solaris     |
| - Daisy           | - Tender      |
| - Glam-Light      | - Thea        |
| - Glam Light      | - Thea Island |
| - Zero Drip Plus  | - Trendy      |
| - Grèxia          | - T-Shelf     |
| - Heaven 2.0      | - Tweet       |
| - In-Light        | - V-Air       |
| - Inca Lux 2.0    | - Veil        |
| - Inca Lux Glass  | - West        |
| - Inka Plus       | - Zoom Plus   |
| - K-Air           | - 106/35 Plus |
| - Lithos          |               |



# CHARCOAL FILTERS

Filter composed by a combination of charcoals and it should be replaced every 2-3 months.

## F1 KIT 1 C.A. D233 H20 cod. 112.0157.238

1 BLOWER  
- 152

2 BLOWERS  
- 2152 - 2156  
- 2740



Order 2 filters for 2 motor hoods


## F3 KIT 2 C.A. SMILE cod. 112.0067.944

- Flexa HIP  
- In-Nova Smart  
- Value  
- 106/35 Plus SRM



## F4 KIT 14B cod. 112.0441.093

- In-Nova Comfort




## F8 KIT 2 C.A.D196 H37 cod. 112.0157.240

- Bi-Air	- Lybra Plus
- Beat	- Maxima
- Belle	- Modular
- Belle Plus	- Nest Plus
- C-Air	- Odette Plus
- C�line Plus	- Ranch
- Chlo� XL	- Soft Cube
- Chlo� XL Island	- Solaris
- Daisy	- Tender
- Glam-Light	- Thea
- Glam Light	- Thea Island
- Zero Drip Plus	- Trendy
- Gr�xia	- T-Shelf
- Heaven 2.0	- Tweet
- In-Light	- V-Air
- Inca Lux 2.0	- Veil
- Inca Lux Glass	- West
- Inka Plus	- Zoom Plus
- K-Air	- 106/35 Plus
- Lithos	



## F9 KIT 1 C.A. 263x237 cod. 112.0157.243

- Corinthia Island	- Onyx-T	
- Cylindra	- Premio Angolo/SP	
- Cylindra Island	- Ray	
- Cylindra Gloss	- Stilo Island/SP	
Plus	- Stilo Comfort	
- Cylindra Island	- Stilo Comfort Island	
Gloss Plus	- Stilo Glass Smart	
- Eclipse	- Stilo Glass Smart	- T-Light
- Glassy Island	Island	- T-Light Island
- In-Nova Premium	- Stilo Smart	
- In-Nova Touch	- Stilo DX-SX	
- In-Nova Zero Drip	- T-Air	
- Nice	- T-Dark	



## F16 KIT 2 C.A. cod. 112.0459.452

- Luft



## F21 KIT 2 C.A. cod. 112.0506.172

- Ilma  
- Ilma Touch



## F22 KIT C.A. NAUTILUS cod. 112.0540.783

- Glam-Fit  
- Glam Fit Zero Drip Plus  
- Talika



## KIT F23 C.A. D125 cod. 112.0556.527

- Inka Smart C  
- Inka Smart HC  
- Inka ICH (i.smart HCS)



## INOX DUCTING KIT cod. 112.0327.632

- Daisy Plus

## 1 BUFFLE FILTER KIT cod. 112.0157.288

- Stilo DX-SX  
- Glassy Island

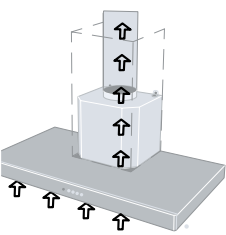
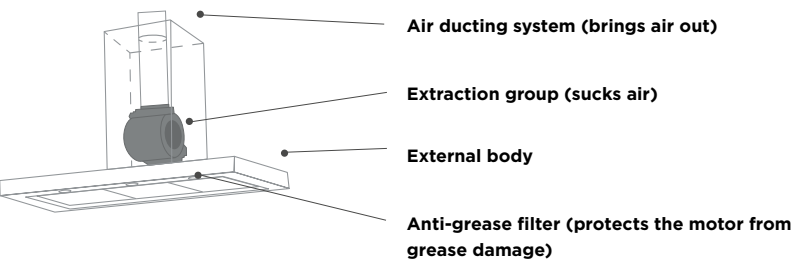


WFABER

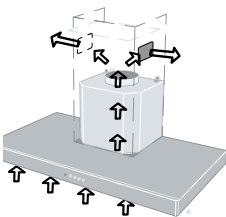
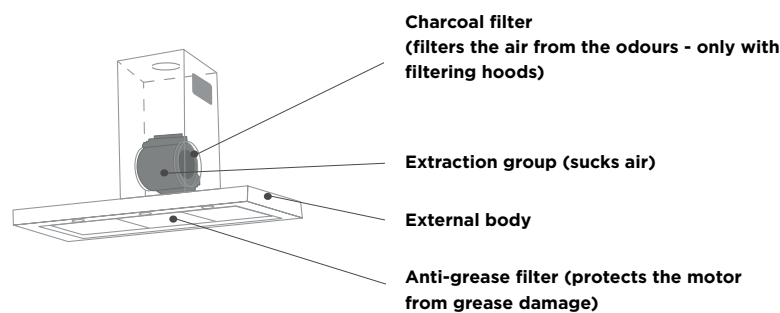
# INSTALLATION

# ABC OF THE HOOD

The extraction hood expels fumes and steam out of the kitchen. It is the most effective solution.



The recycling hood filters the fumes and steam from the air and then returns it to the kitchen.



# CHOOSE THE RIGHT HOOD

The necessary extraction capacity is determined by the volume of the kitchen. An effective hood changes the air of the kitchen 10 times per hour. A powerful motor is quieter and uses less energy because it is effective at low speeds.

-A hood does not create noise disturbance if its capacity is sufficient without exceeding 55 dB(A) of sound power.

-A powerful motor can be efficient even at lower, quieter speeds.

1 Fan Handbook - F. Bleier 1998

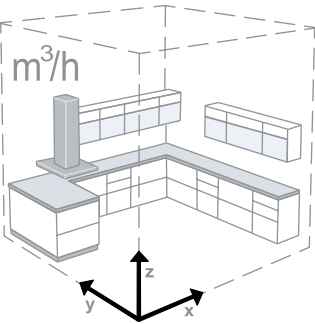
Example: A 15 m<sup>2</sup> kitchen which is 3 m tall requires a hood which aspirates at least 450 m<sup>3</sup>/h. Infact: 15 m<sup>2</sup> x 3 m x 10 = 450 m<sup>3</sup>/h

Now consult the performance table found in the product catalogue.

The hood is efficient if an equal or higher capacity value is found in one of the speed columns.

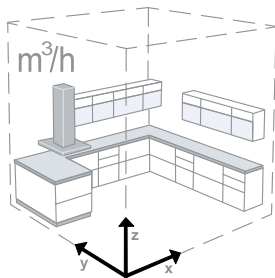
$$\text{EFFECTIVENESS} = \text{kitchen m}^2 \times \text{kitchen high} \times \text{10 changes of air}$$

Speed	1	2	3	4	INT
Air capacity IEC point	110	195	260	313	430
Pressure	-	-	-	-	-
input	30	45	55	70	100
Noise level	48	53	58	62	69

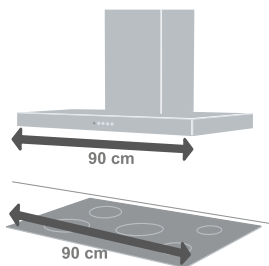


# INSTALLATION

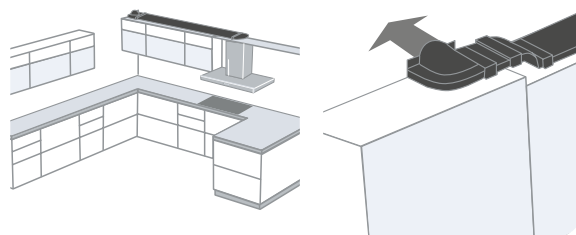
Proper installation begins with an inspection. When choosing a hood, you should know:



Kitchen volume (which determines the necessary aspiration capacity). See section "Choosing the right hood."



Length of the cooking top (the hood is generally as long as the cooking top area).



The position and distance of the exit hole (very long and very curved right-angled tubes limit hood efficiency).



Italian D.M. 37/08 requires two aeration holes which communicate with the external wall in the presence of gas-working equipment.

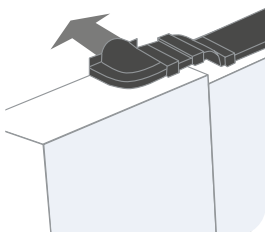
1. an entrance hole for oxygenising the area, to be made in the lower part of the wall of the room which communicates externally.
2. an exit hole for fume discharge, to be made in the upper part of the wall which communicates externally (or in a chimney flue dedicated exclusively to this use).

If the hood aspirates, the exit hole can be used as a terminal conduit that carries the air outside.

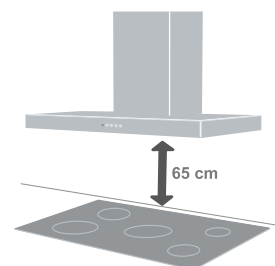
## Product integrity

- Check the integrity of the hood upon opening.
- Make sure that the hood is in good conditions and has not been damaged during transport.
- The hood must arrive with its guarantee and instruction manual. Verify the receipt of any optionals (i.e. remote control).

**ATTENTION:** Do not install the hood if it is damaged. Have it substituted at no charge with a new one, otherwise you may be required to pay for any service assistance. Do not remove any protective films prior to installation.



## Installation distance



The hood is to be installed at a minimum distance of 65 cm from the cooking top, except for particular models where is specified in the technical drawing and instructions manual.

**ATTENTION:** the product guarantee will not be considered valid if this distance is not respected.

The hood may not reach declared performance levels if the distance from the cooking top exceeds 75 cm. Some vertical-installation models (ex. Cocktail) are to be installed lower. Check the product's technical manual.



## Inspection

1 - Turn on the motor

2 - Switch on the lights

If the hood is an extraction hood, verify that it is properly connected to the exit tubing.

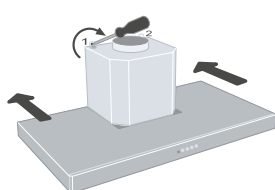
If the hood is a filtering hood, verify that the charcoal filters have been inserted.

## First cleaning

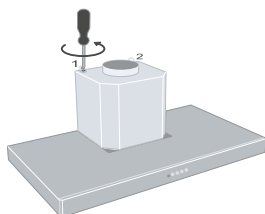
- Remove the protective films
- Remove impurities with a damp sponge and a small amount of neutral soap
- Rinse with a damp cloth
- Dry with a soft cloth. If the hood is in stainless steel, continue with a steel glaze
- You can give stainless steel hoods a protective treatment with the Faber Clin&Clin tissue



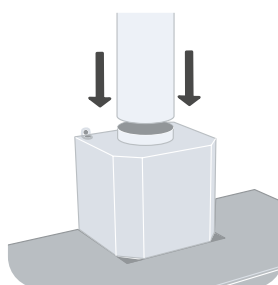
Faber hoods are easy to install because they have EASY CUBE:



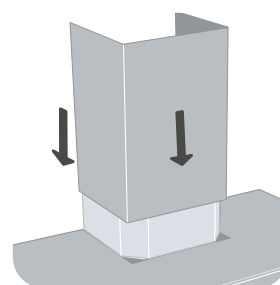
Hang the hood



Align

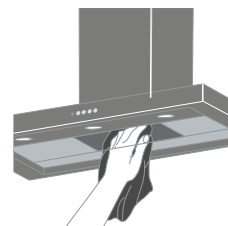


Connect tubing



Insert the chimney

# USE AND MAINTENANCE



Switch on the hood a minute before cooking begins to create air flow that channels fumes and steam toward the aspiration surfaces. If necessary, leave the hood switched on even after cooking is finished so that all steam and odours can be properly aspirated.

- Wash the metal anti-grease filters by hand or in the dishwasher every two months<sup>1</sup>
  - Replace synthetic anti-grease filters every two months
  - Regular filter maintenance guarantees efficient hood use
- ATTENTION:** grease deposited on the filters is inflammable: be sure to perform regular maintenance

<sup>1</sup> These intervals of time refer to a regular use of the hood, approximately 3 hours per day


## Hood cleaning

- Remove impurities with a damp sponge and a small amount of neutral soap<sup>2</sup>
- Rinse with a damp cloth
- Dry with a soft cloth, if the hood is in stainless steel, follow the steel brushing
- Clean the internal hood conduit once a year

<sup>2</sup> Acid-based cleaning products can damage hood surfaces

# ANTI-ODOURS FILTERS

## Long lasting



**3**  
**YEARS**  
MAX

Faber has developed a, re-usable active carbon filter. Thanks to the multi-layer technology, the Long Lasting filter further increases filtration efficiency, with the double layer using an initial pre-filtration to capture the largest particles, and a second, more concentrated filtration to guarantee optimal air cleanliness.

The filter can be washed in the dishwasher every 3-4 months<sup>1</sup>, for a maximum of 3 years and dries at room temperature in a vertical position to allow the water to drain out. Alternatively, it can be placed in an oven at 50°C.

<sup>1</sup> Normal use cooker hood, by around 3 hours per day


## High performance



**6**  
**MONTHS**  
MAX

High-efficiency filter with a highly-concentrated carbon micro-granular structure that can guarantee more than 80% filtration capacity of intake fumes and a duration of up to 6 months, double that of a normal charcoal filter, making for economic savings of more than 20%.

# CERAMIC FILTER



Charcoal filter that can be regenerated in the oven at 200° every 2-3 months and allows to reach high absorption efficiency

# CLIN & CLIN CLEANING LINE

## Clin&Clin revitalising paste



Removes marks, spots and small rust stains caused by daily use, restoring a natural shine to steel surfaces.

## Clin&Clin protective tissues



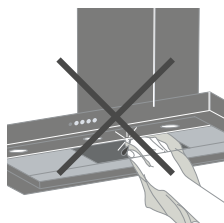
Protect and maintain the beauty of steel surfaces over time. Practical and disposable. To be applied on clean, dry surfaces.

# QUALITY AND SAFETY


Faber hoods benefit from 60 years of competence in the treatment of kitchen air

- We were the first in the kitchen hood sector to obtain an ISO 9001 company quality system certificate.
- System integrated with Quality, Safety and Environment certified by SGS respecting the ISO 9001:2000, OHSAS 18001 and ISO 14001 norms.
- We have received the SGS Excellence Certificate, the absolute first in the world, number 001.
- All Faber hoods conform to European safety standards (EC mark of conformity), and have also been certified by the IMQ, a reliable, independent organisation further guaranteeing clients on quality (IMQ mark of security).

## FABER HOODS ARE DESIGNED FOR SAFETY



Hammered internal edges and tempered glass to avoid risks of cutting.



Thermo-protected motors and self-extinguishing plastics help avoid any risk of fire.

Electronics are solid state, cables and connections are all placed correctly to avoid electric shock or dangerous sparks.

All Faber hoods have undergone safety and performance tests.

Aspiration and noise capacity have been measured according to standard norms:

- EN 61591

- EN 60704-3

unique specifications for surveying kitchen hood performance.

ATTENTION: Comparisons between different brand hoods should be carried out on complete data obtained according to these standards.

The Faber laboratory is NEMKO and IMQ certified.

## ASSISTANCE

Faber Technical Assistance is also active in Europe

Check the website [www.faberspa.com](http://www.faberspa.com) for phone numbers

- Information about products
- Information about shop branches
- Information about where to purchase spare parts and accessories
- Activation of technical assistance request
- Product or service complaints

The cost of the call may vary depending on the operator used.  
Please consult the rates of your operator.


All Faber products are covered with a 2-year "Full guarantee"

"Full guarantee" that covers any compliant defects which might be revealed on the hood over this period.

This guarantee does not cover defects not attributable to Faber such as those caused by erred installation, by any use not compliant with the instructions detailed in the instruction manual or by damage caused during transport.




# SPECIAL FINISHES



Black gloss



Black matt



White matt




White




Warm white




Grey matt




Burgundy/Gold




Dark grey matt




Country grey matt




Cast iron



Old metal



Titanium matt



Cross titanium



Dark grey stoneware



Light grey stoneware

The images are indicative only and are not fully representative of the product finish.




Gold




Old brass




Old copper




Tibetan silver



White/Warm gray 3C - WH/WG



White/Transparent - WH/T



Warm gray 1C/Warm gray 3C - WG1C/WG3C



Dark grey/Light grey - DG/LG



Dusty blue



Sand

The performance shown in this catalogue is declared in accordance with the new Code of Conduct signed by the most qualified European manufacturers members of CECED (European Committee of Domestic Equipment Manufacturers), a strict code for transparency which establishes clear rules to measure air flow and noise level for hoods, common to all cooker hoods manufacturers:

- air capacity according to IEC/EN 61591 method (with the hood fitted using a ducting pipe)
- noise level according to IEC/EN 60704-3 method (sound power)

## FINISHES

AM/X	metal aluminium/stainless steel handle
BK	black
BK GLASS/A	black glass/aluminium
BK GLOSS	black gloss
CG	country grey
CI	cast iron
CT	cross titanium
DB	dusty blue
DG	dark grey
DG/C	dark grey/concrete
DGC	dark grey concrete
LG	light grey
LG/X	light grey/stainless steel handle
OB	old brass
OC	old copper
OM	old metal
SS	black body/stainless steel strip
WG	warm gray
WH	white
WH MATT/TS	white matt/tibetan silver
WW	warm white
X	stainless steel
X/OM	stainless steel/old metal
X/V	stainless steel/glass

## PERFORMANCE

<b>SPEED</b>	<b>Speed</b>
<b>M<sup>3</sup>/H</b>	<b>Air capacity IEC point</b>
<b>PA</b>	<b>Pressure</b>
<b>W</b>	<b>Input</b>
<b>dB(A)</b>	<b>Noise level</b>
<b>16</b>	<b>1 motor</b> , width 600 mm
<b>18</b>	<b>1 motor</b> , width 800 mm
<b>19</b>	<b>1 motor</b> , width 900 mm



[faberspa.com](http://faberspa.com)

